



## Apostrophes



tiger's tail



teacher's desk

The glove **belongs** to Joe. This is **Joe's** glove.

We use apostrophes in contractions. will not = **won't**

We use apostrophes to show that something belongs to someone or something. **Ray's** shoe

1 Circle the word that tells who it belongs to.

Tony's cap

cow's horns

pet's cage

bird's beak

teacher's pen

book's page

2 Put apostrophes in the words.

Tom s hand


sun s rays

cat s paw

Jack s bat

Dad s smile

whale s spout





3 Divide the root word from the prefix and suffix.

awaiting      delightful      smaller      lonely  
impressing      infilling      unless      distrust

**We Remember**

4 Match the words to the way they sound.

thread	<b>thrĕd</b>	uncle	<b>təm·bəl</b>
script	<b>thrō</b>	tumble	<b>trăm·pəl</b>
throw	<b>skript</b>	trample	<b>un·kəl</b>

5 Circle the correct consonant blends.

<b>gl</b>	<b>fl</b>	___ip	<b>dr</b>	<b>tr</b>	___ive	<b>st</b>	<b>sm</b>	___oke
<b>cl</b>	<b>sl</b>	___ant	<b>cr</b>	<b>pr</b>	___ane	<b>sw</b>	<b>sp</b>	___oil
<b>bl</b>	<b>pl</b>	___eed	<b>br</b>	<b>gr</b>	___ind	<b>tw</b>	<b>sn</b>	___ig

6 Underline the correct words.

**Jane and I, I and Jane** have dirty feet.



I have **to, two** little hands **to, two** work for Jesus.

Grace has **a, an** new doll and **a, an** orange purse.

**7 Add a period, question mark, and comma.**

Were you at church last Sunday

Yes I was at church



**8 Color the words that are spelled correctly.**

carried

carried

tinier

tinyer

Consonant before **y** –  
change **y** to **i**

**9 Draw a line to the number of syllables.**

happen

1

thunder

count

1

uncle

lost

2

flew

chickens

2

loud

next

feather

hatch

supper

**10 Mark the vowels.**

colt

bright

blink

scroll

bell

roll

child

**11 Divide the compound words.**

stairway

armchair

treetop

shoestring



## Penmanship

12 From page 42, write Line 1 on page 43.

## Spelling

obey      pray      walk      they      once

13 Write three spelling words with the ā sound.

Circle the letters that say ā.

Three sets of handwriting lines (top, dashed middle, bottom) for writing and circling letters.

14 Write a word that rhymes with *chalk*.

Three sets of handwriting lines for writing a word.

15 Write a word that has the ə sound.

Three sets of handwriting lines for writing a word.

16 Color the word with two syllables yellow.

Color the word with a consonant blend red.


Color the word with a consonant digraph blue.

they

pray

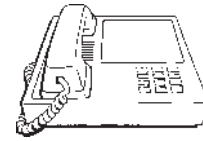
obey

gh and ph = f



laugh

tough	phonics
cough	phrase
laugh	Ralph



phone

1 Match the words to the way they sound.

bright	<b>brīt</b>	tough	<b>strāt</b>	caught	<b>lăf</b>
cough	<b>flīt</b>	straight	<b>təf</b>	laugh	<b>fòt</b>
flight	<b>kòf</b>	enough	<b>ĩ-nəf</b>	fought	<b>kòt</b>

phrase	<b>fōn</b>	phase	<b>fāz</b>	phonics	<b>lăf</b>
phone	<b>rəf</b>	enough	<b>sīn</b>	laugh	<b>fō-nīks</b>
rough	<b>frāz</b>	sign	<b>ĩ-nəf</b>	night	<b>nīt</b>

2 Put an apostrophe in the words.

Circle the word that tells who it belongs to.

cats fur	Toms toes	suns rays
cars hood	childs toy	Jeans eyes
dogs bark	clocks hand	wagons wheel

## We Remember

We can do many things with words.  
We can make contractions.  
We can add prefixes or suffixes.

- 3 **Color the contraction orange.**   
**Color the word with a suffix yellow.**   
**Color the word with a prefix red.**

going

we're

undo

- 4 **Write ai or ay.**

\_\_\_\_\_

j \_\_\_\_\_ |

\_\_\_\_\_

\_\_\_\_\_

pr \_\_\_\_\_ |

\_\_\_\_\_

\_\_\_\_\_

qu \_\_\_\_\_ |

\_\_\_\_\_



- 5 **Match to sentence, question, or phrase.**

**Put a period or question mark.**

Asleep on the big bed

James fell asleep

Where is my pillow

**sentence****question****phrase**

6 Color seven words that have the ə sound.

of	ate	ago	eat	come	away
four	love	open	all	short	wrung

7 Match each word to *naming* or *doing*.

sky

naming

carve

baby

doing

horse

reach

phone

8 Box the sound of the underlined letters.

wrist

w

r

sign

g

n

thumb

m

b

knock

k

n

lamb

m

b

wrote

w

r

9 Circle the words that are spelled correctly.

cid

colt

quake

sik

fuzz

click

10 Match the opposites.

fast

go

high

tiny

come

girl

huge

low

boy

slow

take

give



## Penmanship

11 Write Line 2 on page 43.

## Spelling

obey      pray      walk      they      once

12 Write a word with the s sound.

\_\_\_\_\_  
-----  
\_\_\_\_\_

13 Write the word that means the same as the phrase.

to talk to God

one time

other people

\_\_\_\_\_  
-----  
\_\_\_\_\_

to move with your legs

to do as you are told

\_\_\_\_\_  
-----  
\_\_\_\_\_

14 Circle the correct way to say the word.

walk

wòk

wāk

they

thā

thē