

**— Before Class —****Bible Story Text**

Luke 19:1-10

**Lesson Aims**

1. To tell how Zaccheus was changed.
2. To teach children that Jesus loves even sinners like Zaccheus.
3. To teach the meaning of repentance.
4. To encourage children to befriend those who are disliked and ridiculed by others.

**Memory Verse**

Let the wicked forsake his way . . . and let him return unto the LORD. Isaiah 55:7.

**Inspiration for the Teacher**

*For the Son of man is come to seek and to save that which was lost. Luke 19:10.*

*The Spirit of the Lord is upon me, because he hath anointed me to preach the gospel to the poor; he hath sent me to heal the brokenhearted, to preach deliverance to the captives, and recovering of sight to the blind, to set at liberty them that are bruised. Luke 4:18.*

Jesus' reason for coming is the same as your reason for teaching. Both are to seek and save the lost. Who are the lost in your class? What are the obstacles crowding out your students' ability to see Jesus? Are they lost in a maze of fear and hurt? Have the giants of wrong beliefs taken root in their young hearts? Have some of them perhaps never seen Christlike attitudes modeled?

Look for opportunities to speak to the children's individual needs. You can be part of the strength that lifts them up and over the obstacles so they can catch a glimpse of the One who seeks and saves the lost.

**Supplies You Will Need**

- Crayons or colored pencils
- The sticker of Jesus with arm outstretched to Zaccheus to apply to the Memory Verse page
- A sharpened pencil with eraser for each child
- Scissors for each child
- Clear tape and/or glue

- Photocopied Optional Worksheet from page 90 if you decide to use it.
- The following three items are for the lesson introduction, Option 1
  - Cocoa powder
  - A hand mirror
  - A wet washcloth

## — Teaching Lesson 8 —

### Praise and Worship God

Sing the theme song, “Jesus Went About Doing Good.”

Other song suggestions:

“Brighten the Corner Where You Are” (*Praises We Sing #228*)

“Be Unto Others Kind and True” (*page 123 of this manual*)

Pray with the children before you begin the lesson.

### Optional Lesson Introductions

- 1. Use this object lesson to introduce the idea of repentance. Have a small container of cocoa powder, a mirror, and a washcloth ready.

Begin by chatting with the class about unkind things people do. Don’t call it sin or wrong—just mention different ways people are tempted. As you mention each thing, give your face a generous swipe of cocoa powder. Act natural—don’t let them know you are aware that you are making your face dirty.

Say, “Have you ever seen your brother ride away on your bicycle without asking? Angrily, you yell after him, ‘Get off my bike now! I did not say you could ride it!’ (Put a swipe of cocoa on your face.)

“Maybe you found your sister’s candy stash and ate a piece when no one was watching. (Another swipe of cocoa.) As you swallowed the last piece, your mother came into the room and said, ‘What are you eating?’ You smiled brightly and said, ‘Nothing, Mom.’ (Another swipe.)

“Our lesson today is about a man who had done many unkind things. Then he met Jesus and heard Him teach about the right way to live.” (Take the mirror and look at yourself.) Show shock and distaste as you point to your face and say, “Like this mirror helped me to see my dirty face, Jesus’ teaching showed this man all the ugly things he had done. He was sorry, so he decided to obey Jesus and stop doing unkind things.” (Wipe your face with the washcloth.) Then Jesus made him a clean, different man. Listen carefully as we learn more about how Jesus changed this man.

- 2. Have you ever lost your mom or dad in a big crowd of people? Maybe you thought you were keeping up with them, then all of a sudden they disappeared! You looked and looked for a familiar piece of clothing, but they were nowhere to be seen! All around was a wall of people much taller than you. You might have wondered, *How will I ever find Mom and Dad when I am so short?*

How were you able to find them? The man in today’s lesson was a short man in a big crowd of people. What did he do to see the person he was looking for?

### Vocabulary Alert

- *sycamore*: a fig tree of Asia and the Middle East
- *salvation*: the saving of the soul from wrongdoing
- *repent*: to be so sorry for doing wrong that we change our actions and do good instead
- *Christian*: someone who follows Christ (Jesus)
- *cheat*: in this story, to trick another into paying more than his share
- *forsake*: turn away from; leave behind

## Tell or Read the Story

You may have the children quietly color the picture on page 31 while you tell or read the story. Instruct them to color only the bottom of the picture, not the leaves at the top. Or you may wish to have them wait to color the picture after the story.

## Discuss the Lesson Story

1. What job did Zaccheus do? *He was a tax collector.*
2. Why didn't people like Zaccheus? *Because he collected taxes, and sometimes tax collectors cheated people*
3. Why couldn't Zaccheus see Jesus when He walked by? *He was too short to see over the crowd.*
4. What did Zaccheus do about this problem? *He climbed a sycamore tree so he could see Jesus.*
5. What did Jesus do that surprised Zaccheus? *He told Zaccheus to come down, because He was coming to his house.*
6. What did Zaccheus decide to do after Jesus visited him? *He wanted to give away half of his things to people who needed them, and he said he would pay back four times as much to anyone he had cheated.*
7. Zaccheus was a sinner because he didn't know Jesus and he didn't know how Jesus wanted him to live. He was not happy. Jesus wanted Zaccheus to repent and live a new kind of life. Jesus wants all people to learn to know God and be happy.

Lesson

# 8

## Jesus Changes Zaccheus

Luke 19:1-10



Zaccheus, a little man with a lot of money, lived and worked in the city of Jericho. He was not very tall, but he was a rich and important man. He was a top tax collector, called a publican. His job was to make sure people paid the money they owed to the government.

Most people did not like tax collectors. Sometimes, tax collectors like Zaccheus stole money from the people. They made the people pay a bigger tax than they really owed. Then the tax collectors kept the extra money for themselves. It was wrong, but it was an easy way to become rich.

One day Jesus came to Jericho, and Zaccheus went to see Him. Soon Zaccheus found he had a problem. There was a crowd of people around Jesus, and Zaccheus was too short to see over the crowd. How could he get a glimpse of Jesus?

Zaccheus found a way. He ran farther along the street until he came to a sycamore tree growing near the road. He climbed up into the tree and waited for Jesus and the crowd to come by. Now he would be able to see the famous teacher who did many miracles.

When Jesus came to the tree beside the road, he looked up and saw Zaccheus.

“Hurry and come down!” Jesus called. “I’m coming to your house today.”

Zaccheus was surprised but joyful. He scrambled down out of the tree. He was very happy to have Jesus come to his house.

But the other people were not happy. They knew Zaccheus was a tax collector. They didn’t think Jesus should be a guest in a tax collector’s house. But the people didn’t know that Zaccheus wanted to change his ways.

Inside the house, Zaccheus listened to what Jesus said. He knew that sometimes he had done wrong, and he was sorry. He didn’t want to cheat people any more. He wanted to change his ways and do only what was right.

Zaccheus made up his mind. He stood up. “I’m going to give half of my money and things to people who really need them,” he told Jesus. “And if I have cheated anyone, I’ll give them four times as much money back.”

Jesus was pleased with Zaccheus’s plan. He said, “This day is salvation come to this house.” Jesus’ work was to help people change from doing wrong to doing right. That is what Zaccheus decided to do. He made a good choice to turn away from doing wrong.

30

## Workbook Activities

### Teach the Memory Verse

Before the children color the picture, have them copy the memory verse on the lines provided in the leaves of the tree. They should color the leaves very lightly so as not to cover up the words.

Spend time on the meaning of the verse. When a wicked person repents, he must turn around and leave his wicked life behind. God is happy when sinners turn back to Him.

Work with the children until they can repeat the verse satisfactorily.

As time allows, use some suggestions from Appendix E (page 129) of this manual for reviewing the eight verses memorized thus far.

Lesson 8

**Memory Verse**  
Let the wicked forsake his way . . . and let him return unto the LORD. Isaiah 55:7

**Write and Learn the Verse**

**Copy the words of the memory verse in the leaves below. Write one word on each line.**

31


### Apply the Memory Verse Sticker

Give each child the sticker of Jesus with arm outstretched to Zaccheus to stick in place under the tree.

**Do You Remember?**

Have the children say what is happening in each picture. The first picture is Jesus at Zaccheus's house when Zaccheus repented. The second picture is Zaccheus finding a tree so he can see over the crowd. The third picture is Zaccheus after his change of heart, giving to the poor instead of cheating people. The last picture is Zaccheus climbing the tree so he could see Jesus.

Let the children number the pictures in the order they happened.

 Zaccheus probably lost some friends and gained some friends that day. Why?


**Something to Make**

Have the students cut the dotted lines on page 65, then carefully tear out the sheet on the perforation, leaving the piece for Lesson 10 intact.


Lesson 8

**Do You Remember?**


**Number the scenes 1-4 to show the order in which they happened.**




3



1



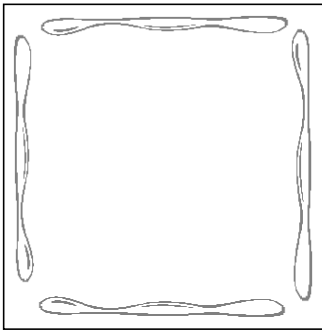
4



2




**Something To Make**

**Follow the directions on page 65.**



32

**Directions from page 65 for making a fold-over message about Zaccheus**

1. Cut out the two pieces for Lesson 8.
2. Fold the longer piece at the fold lines. 
3. Re-open the two flaps. 
4. Glue the picture of the changed Zaccheus in the center between the two flaps. Do NOT glue Zaccheus on the side with the heart. 
5. Glue the back of your booklet with the heart to the square on page 32.
6. **Open the doors one by one to read a short version of today's story.**

## Application Exercise

### What Is Repentance?

Have a discussion on the word *repentance*. For children of this age, a good definition of repentance is simply **changing**. When children do wrong and feel guilty, they need to know that if they are truly sorry, they can stop doing wrong and do right instead.

Saying “I’m sorry” is good. But it is not good enough if they keep holding on to bad attitudes and doing wrong things.

It can be a great relief to a child with a sense of guilt that he can make restitution (right his wrongs). If he has told a lie, he can confess it and tell the truth. If he has stolen something, he can return it to the rightful owner. If he has been unkind to someone, he can say he is sorry and treat that person kindly from that point on.

Help the children complete the acrostic. They will need help with spelling some words.

Lesson 8

### What Is Repentance?

When Zaccheus decided to follow Jesus, he changed. He no longer wanted to be dishonest and greedy. He wanted to make up for all the times he had cheated and been selfish with his money. He wanted to be kind and share what he had with others. When someone changes completely like Zaccheus did, we call it *repentance*.

**In the left column are ways people act before they repent. In the right column, fill in the words that show how people act after they repent and follow Jesus.** The big letters are the first letters of the answer.

Steal things.	<b>R</b>	<u>e</u> <u>t</u> <u>u</u> <u>r</u> <u>n</u> stolen things.
Mock and tease others.	<b>E</b>	<u>n</u> <u>c</u> <u>o</u> <u>u</u> <u>r</u> <u>a</u> <u>g</u> <u>e</u> others.
Hardly ever think about God.	<b>P</b>	<u>r</u> <u>a</u> <u>y</u> to God.
Grumble and whine.	<b>E</b>	<u>n</u> <u>j</u> <u>o</u> <u>y</u> what you have.
Fight back.	<b>N</b>	<u>e</u> <u>v</u> <u>e</u> <u>r</u> fight back.
Lie.	<b>T</b>	<u>e</u> <u>l</u> <u>l</u> the truth.
Give in to temptation.	<b>A</b>	<u>c</u> <u>t</u> like Jesus.
Ignore others.	<b>N</b>	<u>o</u> <u>t</u> <u>i</u> <u>c</u> <u>e</u> people.
Behave however you feel.	<b>C</b>	<u>o</u> <u>n</u> <u>t</u> <u>r</u> <u>o</u> <u>l</u> yourself.
Cheat to get things you don't earn.	<b>E</b>	<u>a</u> <u>r</u> <u>n</u> what you need.

\*For more activities for Lesson 8, turn to pages 56-57.

33

 If you do something wrong, how will you repent?

**This is the end of the basic lesson.**

- If you are teaching a five-day Bible school or have limited time for extras, omit the extra activities suggested at the bottom of page 33 in the student workbook.
- Page 65 in this manual lists additional non-workbook activities.


### Extra Activity 1

page 56

#### Saul—Another Changed Man

Read the story aloud to the children, emphasizing the great change Saul made when he gave his heart to Jesus.

Make sure they understand the directions for the exercise at the bottom of the page.

 What made Saul repent? Sometimes a punishment helps us repent too.

Lesson 8, Extra Activity 1

#### Saul—Another Changed Man

Saul, like Zaccheus, needed to change, but he didn't know it. Saul thought he was doing the right thing. Then one day something very surprising happened to him.

Saul was a smart young man and very religious. He liked to do things just right. Although Jesus was no longer living on earth, Saul had heard about Him. Saul did not like a lot of the things Jesus had said. He thought Jesus was wrong.

Even though Saul didn't believe in Jesus, there were a lot of people who did. These people who followed the teachings of Jesus were called Christians.

Saul hated what the Christians taught. His job was to find Christians and put them into jail. He was good at his job. Christians were afraid of him. Once Saul stood and watched while some of his friends threw stones at a man who believed in Jesus. Saul was pleased to see him die.

Then Saul went on a trip to the city of Damascus to arrest Christians there. He took some men with him.

On the way a bright light from the sky flashed down on Saul. It was so bright

Saul fell down on the ground. A voice said, "Saul, Saul, why are you fighting against Me?"

"Who are you?" Saul wanted to know. He couldn't see who was talking.

"I am Jesus whom you are fighting against," the voice said. But Saul couldn't see anyone.

Frightened and shaking, Saul asked, "What do You want me to do?"

"Get up and go into the city," Jesus said. "Someone there will tell you what to do."

Saul obeyed. He got up from the ground, but he could not go on. He was blind. The men with him took him by the hand and helped him get to the city.

Saul's experience on the road to Damascus changed his life. He changed his mind about Jesus. Instead of arresting Christians, he became a Christian himself. After he could see again, Saul told many people about how great Jesus was. He helped many people learn about Jesus.

What did Saul need to do in order to follow Jesus? To find out, follow the directions.

Cross out every letter in a box with an even number. Write the remaining letters in order on the line below.

<del>O</del> 4	<del>I</del> 12	<del>B</del> 26	R 3	<del>S</del> 4	<del>M</del> 34	<del>H</del> 36	E 19
<del>R</del> 20	<del>C</del> 8	<del>G</del> 32	P 5	<del>L</del> 14	<del>W</del> 24	E 1	<del>D</del> 2
<del>T</del> 28	N 9	<del>U</del> 16	<del>Z</del> 30	<del>A</del> 6	<del>J</del> 22	T 11	<del>K</del> 10

Saul needed to \_\_\_\_\_ **REPENT** \_\_\_\_\_.


## Extra Activity 2

page 57

### The Love of Jesus Shines on Everyone

This exercise reviews characters from previous Bible stories in this course. Help the children recall the stories behind each picture and the people to whom Jesus showed love.

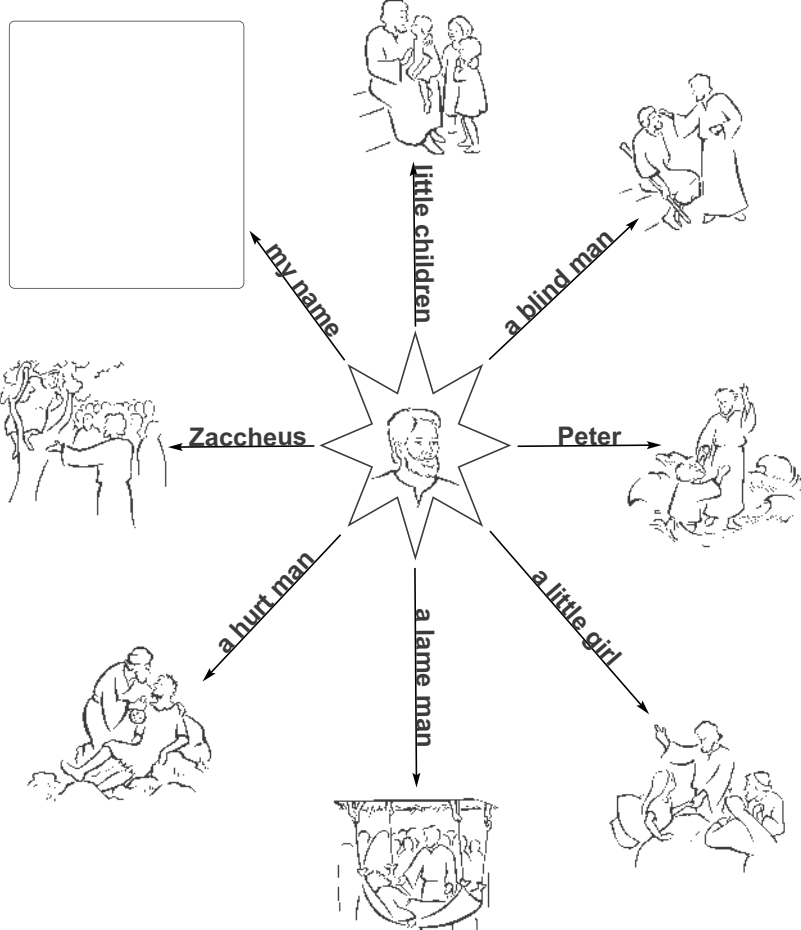
Impress upon them that Jesus loves each one of them too.

 Can you think of anyone Jesus does not love?

Lesson 8, Extra Activity 2

### The Love of Jesus Shines on Everyone

On each line of the star below, write who felt the love of Jesus. Jesus loves you too. Draw yourself in the empty frame and write your name on the arrow.



57

### Additional Activities and Ideas for Lesson 8

- Read the Application Story on page 113 of this manual.
- Do the Optional Worksheet for Lesson 8, which you have photocopied from page 90. Find the instructions and answers for the Optional Worksheet on page 100.
- Spend additional time in singing. Review other songs and use your own ideas. Suggested song: “Something More Than Gold” (page 120 of this manual)
- Help each child in the class find Isaiah 55:7 in his Bible. Read the verse together. Help them mark the verse with a highlighter, pencil, or ink.
- Practice for the closing program if you are having one.
- See Appendix D for more activities. (page 128)