

finished, Noah covered the ark with pitch to keep the water out.

At last everything was ready. Now it was time to load the ark. The animals came two by two. Along with the animals, Noah needed to take enough food to feed them. It was a big job to get the ark ready!

Only eight people went into the ark. No one but Noah's family went. The other people didn't believe God's warning that a flood was coming. When Noah was safely inside, God shut the door.

Then the rain began to fall. It pounded against the ark. For forty days and forty nights the rain splashed down. Water came up out of the ground too. There was water everywhere. It got higher and higher. The people and animals outside the ark had nowhere to go. They drowned. Inside the ark, Noah's family was safe. The ark floated on top of the high water.

Finally it stopped raining. Slowly, slowly, the water went down. After floating for a long time, the ark bumped against a mountain.

Noah opened the window of the ark. He let a dove fly away, but it couldn't find a place to rest, so it came back to the ark. Seven days later, Noah let the dove out again. This time the dove came back with a green leaf in its mouth. Noah waited seven more days and let the dove fly away. This time the dove did not come back.

God told Noah, "Get out of the ark. Bring all the animals and birds out of the ark too." Can you imagine how happy Noah and his family were to walk on dry ground again? When they got out of the ark, Noah wanted to tell God how thankful he was that he and his family had been kept safe during the terrible flood. So he built an altar to God. He burnt an offering to God on the altar. This pleased God.

God gave Noah a promise. "Never again will I flood the whole earth," God said. Then God put a rainbow in the sky. The rainbow was a sign that God would keep His promise. When we see a rainbow, we can remember God's promise to Noah.

4 Noah Builds an Ark

Genesis 6-9

God looked down on the earth He had made. He was very sad when He saw how wicked the people were. They didn't want to obey God. God decided to send a big flood on the people who didn't love Him.

But a man named Noah still loved God. God had a special plan to keep Noah safe.

"Build an ark," God told Noah. "Your family and two of every kind of animal will live in the ark during the Flood."

Noah obeyed God. He made the ark just as God said. He made rooms in the ark and put a window in the top.

It took Noah many years to build the ark. When he was done, the animals went two by two into the ark. Noah's family went into the ark too. Only eight people went into the ark to be safe.

God shut the door, and the rain

began to fall. It rained and rained for forty days and forty nights. The water covered houses and trees. It got higher until it covered all the hills and mountains. Everyone died in the Flood except the eight people in the ark.

Noah and his family were safe floating on top of the water. Finally the rain stopped, but the earth was still covered with water.

Slowly the water went down. Then the ark bumped against a mountain. It stayed sitting on the mountain.

When all the water had dried up, Noah, his family, and the animals came out of the ark. Noah built an altar to God and worshiped Him.

God promised Noah that He would never flood the whole earth again. God put a rainbow in the sky to remind Him of His promise. When we see a rainbow, we can remember God's promise to Noah.

Discuss the Lesson Story

1. What did God decide to do because all the people were so wicked? *Send a flood*
2. Who did God save from the Flood? *Noah and his family*
3. How was Noah different from the other people? *He loved God and did what was right.*
4. What did God put in the sky as a reminder that He won't flood the whole earth again? *A rainbow*

Workbook Activities**Apply the Lesson Picture**

Give each student the picture of the ark in the storm to paste above the memory verse.

Teach the Memory Verse


Discuss the meaning of the verse. *Grace* in this verse means that God was pleased with Noah, and He didn't

want to punish him along with the wicked people. Assist the children in memorizing this verse.

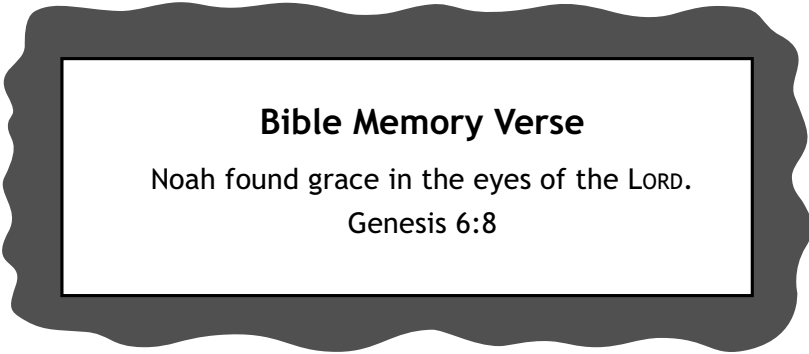
Use the wall posters to review this verse and the previous memory verses.

See Appendix E, page 126, for additional suggestions for memory work practice.

Grade 1 Lesson 4



Paste the
picture of the
story here.



Bible Memory Verse

Noah found grace in the eyes of the LORD.

Genesis 6:8

15

Cut and Paste

Tell the students that they will make a paper ark on page 16 of their books. Help them find pages 67 and 69. Tell them to cut along the dotted line in the middle of page 67 to leave the pictures for Lesson 7 intact. Then they should tear out the portions for Lesson 4 and follow the directions.

Directions from page 69 for making the paper ark:

1. Have your teacher help you cut the three dotted lines on the ark to make a fold-down door. *(Teacher, assist the children with this part. If you fold the rectangle containing the ark exactly in half, you can cut the door in just two strokes.)*
3. Put thin lines of glue on the four glue strips inside the small dotted box on page 16. Glue the animals and people to this box.
4. Put thin lines of glue on the four glue strips inside the larger box on page 16. Glue the rectangle with the ark to this box. **DO NOT** get glue near the bottom of the door!
5. Fold down the door so you can see inside the ark.
6. Now you may open and close the ark as you tell how God saved Noah's family and the animals from the Flood.

Grade 1 Lesson 4

Cut and Paste

Go to the back of the book and cut out the people and animals for Lesson 4 and the box with the ark from page 67. Follow the directions.

Do You Remember?

Draw a line to the right word to finish each sentence.

Most of the people on earth were	•		•	window.
God told Noah to build an	•	•	•	•
In the top of the ark Noah made a	•	•	•	•
It rained for forty days and forty	•	•	•	•
Everyone who was not in the ark	•	•	•	•
The ark rested on a	•	•	•	•
Noah and his family worshiped	•	•	•	•

16



Do You Remember?

Read the first part of each sentence aloud for the students and let them take turns telling the class the word that completes the sentence. Allow them to draw the lines to match the parts as you do this.

Application Exercise

Obeying God Now

Some important characteristics of Noah were his love for God and his obedience to God's instructions.

Help the children understand that they obey God now by obeying the authorities that God has placed in their lives.


Help the students decide which kind of authority each picture shows. They will copy the correct words from the instructions on the lines beneath each picture.

Color the Picture


If the children have not already colored the picture at the bottom of the page, they may color it now.

Obeying God Now


We obey God by obeying our parents and other leaders. The pictures show people we should obey. Write their names on the lines. Choose from teacher, parents, policeman, or minister.




1. policeman




2. teacher



3. parents



4. minister



Noah sent out a dove to see if the water was dried up.
It came back with an olive leaf.

* For more activities for Lesson 4, turn to pages 48-49.

This is the end of the basic lesson.

- If you are teaching a five-day Bible school or have limited time for extras, omit the extra activities suggested at the bottom of page 17 in the student workbook.
- Page 33 in this manual lists additional non-workbook activities.

Extra Activity 1

page 48

God Took Care of Noah

Help the students follow the directions at the top of the page.

Then assist them as they transfer the remaining letters to the lines at the bottom of the page.

Help the children read the message. Ask, "Who are God's people?" (Those who love and obey Him, like Noah did.)

Point out the picture of the altar of stones that Noah built. Explain that burning offerings to God was one way people used to worship God in Bible times.

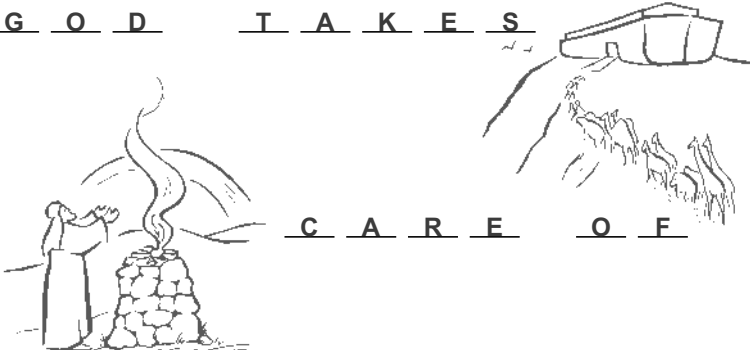
Lesson 4, Extra Activity 1

God Took Care of Noah

Cross out every *B, J, M, Q,* and *W*. Write the rest of the letters in order on the lines below.

G	B	W	O	M	Q	D	J	W	T
W	A	K	J	B	E	W	M	S	Q
C	Q	A	R	M	E	B	W	O	J
M	F	B	H	Q	I	S	J	P	E
J	O	Q	P	M	W	L	E	B	Q

G O D T A K E S



C A R E O F

H I S P E O P L E

Who are God's people? Those who love and obey Him, as Noah did.

Extra Activity 2

page 49

Animal Friends in the Ark


The children should enjoy spotting the hidden animals in this picture. Allow them to assist each other in finding them all.

Lesson 4, Extra Activity 2

Animal Friends in the Ark

Can you find these twelve animals hidden in the picture? Color them.

duck	turtle	lion	camel	muskrat	rat
buffalo	seal	horse	walrus	squirrel	snake



49

Additional Activities and Ideas for Lesson 4

- **Read the Application**
Story, which begins on page 107 of this manual.
- **Do the Optional Worksheet for Lesson 4**, which you have photocopied from page 86. Find the instructions for the Optional Worksheet on page 96.
- **Do some additional singing.**
Suggested song from Appendix C:
"The Rainbow" (page 120)
Allow each child to pick a favorite song from those you have taught them so far.
- **Help the children find Genesis 6:8 in their Bibles.** Read the verse together. Help them mark the verse with a highlighter, pencil, or ink.
- **Review the memory verses learned thus far.** Appendix E on page 126 of this manual lists ideas for varied review.
- **See Appendix D, pages 123-125, for more activities.**