


## Using Words

Letters make words. We use words to name things we see. We use words to tell what people and animals do. Without words, there would be no books to read. We could not tell other people what we think.

When we tell about something we use a **naming** word and a **doing** word.



tiger stretches



girl prays



bird sings


**A** Look at the pictures. Write a naming and doing word about each one.

naming

doing

○ 1.

○ 2.



**posture** (pɔ̃s • chər): how one sits or stands



**D** Circle the consonants.

5. b f a g e i h l z o r m u t

**E** Mark the short vowels with a breve.   $\triangle$  Read the words.

6. if class tell fill buzz


## Penmanship

### Posture



Good posture

Good **posture** will make you feel more like doing your best.



Poor posture

**F** Show your teacher good posture.

Color the star if you are using good posture.



**G** Trace the letters.

Write them three times.

a e i o u

○ 7.

a

e

i

o

u

# Spelling

△ **H** Cut out Section 1 spelling words on page 61.

ⓘ Write spelling words to fill in the crossword puzzle.

8.

**Down****Across**

1. a spelling word that rhymes with **if**

2. Water comes from a \_\_\_\_\_.

3. Spelling teaches us to \_\_\_\_\_ words.

4. Please \_\_\_\_\_ the food.

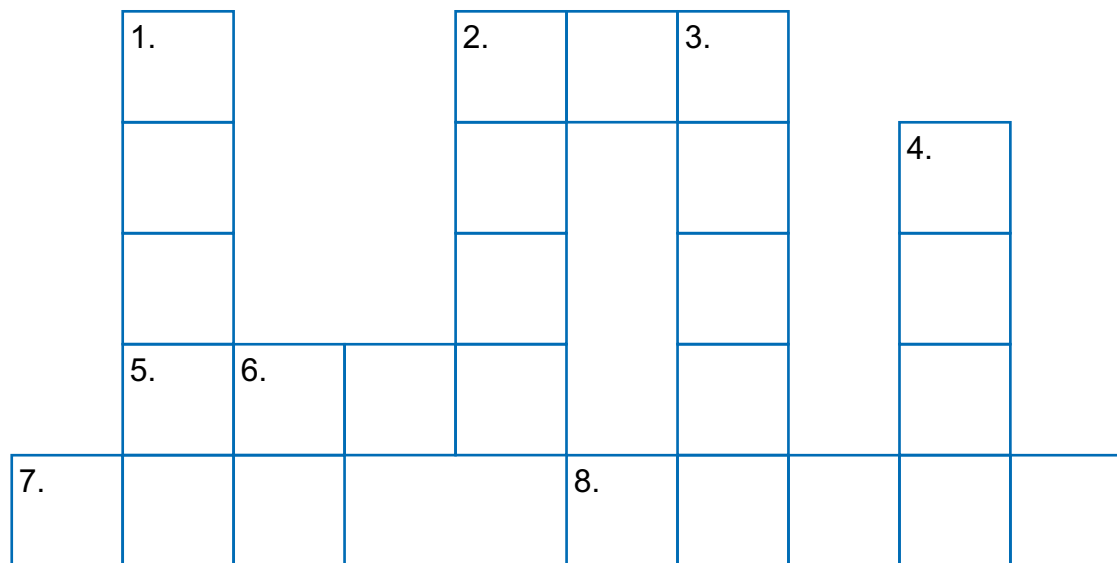
6. You may go \_\_\_\_\_ you do your work first.

2. Tom thought it \_\_\_\_\_ fun to ride the horse.

5. Please \_\_\_\_\_ the glasses with water, Janet.

7. Do not fall \_\_\_\_\_ the bench.

8. The \_\_\_\_\_ is full of milk.



○ **J** Write Section 1 spelling words on other paper.