

Section 2

Diagramming a Compound Subject

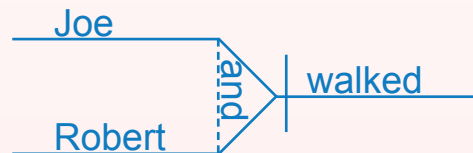


Diagramming a Compound Subject

A compound subject is two subjects joined together with a connecting word. They share the same verb.

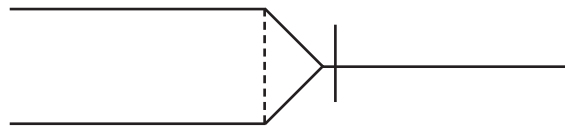
Study this example to see how to diagram a compound subject.

Joe and Robert walked.

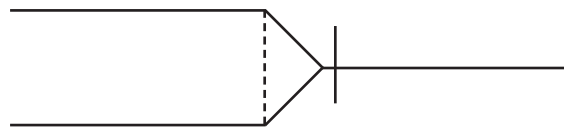


- A** Underline the verb twice. Underline the compound subject once.
Diagram the sentence. Print.

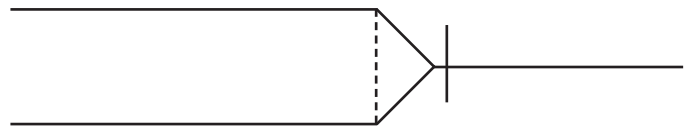
1. Mary and Joyce sang.



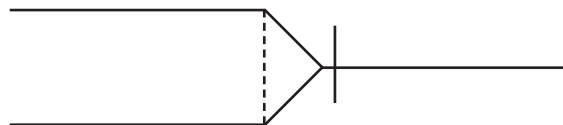
2. Boys and girls played.



3. Cardinals and chickadees fly.



4. Toads and frogs hop.



We Remember

B Put commas and quotation marks where they belong.

5. Joanna asked Would you like to be pen pals?
6. That sounds nice Elaine replied. How often do you want to write?

C Circle the correct comparing word.

7. These tacos are **good, better, best**.
8. Yes, but this pizza is even **good, better, best** than the tacos.
9. Oh, but I like hamburgers **good, better, best** of all!
10. Which kind would you like the **good, better, best**?

D Use the table of contents in your LightUnit to answer each question.

11. On what page can you find the glossary? _____
12. What is the title of Lesson 4? _____

E Read the sentence and follow the directions.

13. *Two young giraffes ate leaves from branches high in the tree.*

Underline the verb twice.

Circle the plural nouns.

Underline the singular noun.

Put an **X** above the adjective that tells *how many*.

Put a dot above the adjective that tells *what kind*.

- F** Circle the first letter of each word on the alphabet strip.
 Number the words in alphabetical order.

A B C D E F G H I J K L M N O P Q R S T U V W X Y Z

14. limb green lamb frisky goat

- G** Match to show if it is a *statement*, *question*, or *fragment*.

15. How do caterpillars turn into beautiful butterflies? • • **fragment**
 16. A hungry hoot owl calling from a tree. • • **statement**
 17. You should tell your parents when you have homework. • • **question**

- H** Circle the helping verbs. Underline the correct main verb.

18. Wendell had **hid**, **hidden** behind the holly bush.
 19. Kind children **sang**, **sung** for the blind man.
 20. Peggy **gave**, **given** her mittens to Lucy at recess.
 21. Lisa has **knew**, **known** Psalm 23 since she was six.

Penmanship

Wise children bring joy to their fathers. Fathers are glad when their children are cheerful and obedient. Children who disobey and go their own way bring sorrow to their parents.

- I** Copy the proverb for Lesson 6 on page 63.



Spelling

Spelling Words

already

dawn

hawk

offer

shook

bushel

gal

hoof

office

sure

bushy

gallon

mall

pudding

thaw

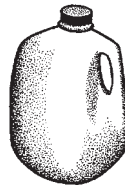

J Write the spelling words that have the *o* sound.

22. _____

K Write the abbreviation for *gallon*.

23. _____

L Write spelling words to name the pictures.



24. _____ 25. _____

M Write spelling words that have consonant digraphs.

26. _____

N Write Section 2 spelling words on other paper.