

— Before Class —**Lesson Aims**

1. To teach the children that Jesus wants to be our friend.
2. To teach that Jesus came to help people.
3. To teach that Jesus always knows best.

Inspiration for the Teacher

And he saith unto them, Follow me, and I will make you fishers of men. Matthew 4:19

Jesus has a twofold purpose for our friendship with Him. First, He invites us to travel through life with Him and learn His words, actions, and attitudes. He wants to teach us to relate to others as He relates with us. As we travel with Him, we begin to resemble our Saviour Friend.

Second, our friendship with Jesus results in our bringing others to Him. The friendship He has offered us is not for us to keep for ourselves—it is given to us to share! As Jesus' friends, we are the hands and feet that live out the Gospel for others to experience.

His invitation to friendship is twofold: follow Me, and fish for others. As you teach this class of little children, how can you follow and fish today?

Supplies You Will Need**NECESSARY**

- Scissors
- Crayons
- Glue and/or transparent tape
- Lesson picture for each child to paste onto page 2 of the student workbook
- Wall poster for Lesson 1 for reviewing the story and the memory verse
- Craft sheet section for each child containing the memory verse for Lesson 1. (Cut it off the bottom of p. 9 of the craft sheet packet.)
- A hairnet or small mesh bag for each child for the memory verse craft described on page 5
- About 20 goldfish crackers for each child for the memory verse craft

OPTIONAL

- A spoon and a few fish crackers or Swedish fish candies for each child for the Optional Lesson Introduction #2 on the following page
- Object to represent a “hot potato” for revisiting the memory verse, p. 6
- Playdough for each child for suggested playdough activity, p. 6
- A hairnet or a piece of mesh and a few Swedish fish or fish crackers for each child for the playdough activity

— Teaching Lesson 1 —

Welcome Your Students

Praise and Worship God

As your class assembles for the first time, help them understand that they are here at Bible school to learn about Jesus. Impress upon them that Jesus is God's Son. God is great and mighty, and we worship Him and pray (talk) to Him. Demonstrate prayer by praying aloud before the lesson. Ideally, pray for each student by name and thank God for their presence in your class.

Optional Lesson Introductions

Note: You may use one of the suggestions from this section of each day's lesson to introduce the Bible story to the children. Or you may prefer to simply delve right into the story.

- 1. Hand out the children's workbooks. Give each child the lesson picture of Jesus and the fishermen to paste onto page 2 in his workbook. Let the children look at the picture while you tell the story of Jesus coming to earth and choosing His disciples.
- 2. Give a spoon to each child and set out a bowl of fish crackers. Show them how to pile the crackers onto the spoon until the spoon can hold no more, and the fish begin to fall off the spoon. Tell the children that in the story today, some men caught so many fish that their net could not hold them all.

Tell or Read the Story—Bible Story Text: Matthew 10:1-4; Luke 5:1-11

JESUS CHOOSES HIS FRIENDS

A long time ago, a very special man called Jesus came to live on the earth. Jesus' father is God. Jesus first lived with His Father in Heaven. Heaven is a beautiful place to live. In Heaven, there is no sickness or trouble. In Heaven, there is no darkness or crying.

But God looked down from Heaven and saw how sad all the people were. No matter how hard they tried to be good, they always ended up doing bad things. So God sent His Son Jesus to be a friend to everyone and forgive them and help them to be good. One day Jesus was born just as all other babies are born. He grew up in a family with a father and a mother, sisters and brothers.

While Jesus lived here on the earth, He looked just like a man. He got tired just like you and I. Sometimes He was sad, and sometimes He felt lonely.

Jesus saw all the people around Him. Some people were sick. Some of them had been born blind or crippled. All of them had done wrong things and needed God to forgive them. God had sent Jesus to love all these people and to help them. So Jesus went from place to place, telling people about His Father, God. Many people listened to Jesus. They were glad to have Jesus for a friend.

One day a lot of people came to the Sea of Galilee to be with Jesus. The people pushed closer and closer to hear Jesus talk. So Jesus climbed into a boat at the water's edge. The boat belonged to Peter, a fisherman. The boat was a good place for Jesus to sit and talk to the people.

After Jesus was done talking, He said to Peter, "Put your net down in the water and catch some fish." "Master," said Peter, "we fished all night and didn't catch a thing!"

But Peter wanted to obey Jesus. So Peter and his brother Andrew sank the net into the water. When they pulled up the net, it was so full of fish that it started to break.

Peter's friends, James and John, quickly brought another boat. The fishermen filled both boats with the fish. They were surprised at how many fish they had caught!

Lesson 1, Jesus Chooses His Friends

Then Jesus said to the four fishermen, "Follow Me, and I will make you fishers of men." Peter, Andrew, James, and John left their boats and followed Jesus.

Altogether, Jesus picked twelve men to follow Him. We call these men Jesus' disciples. The twelve disciples went everywhere Jesus went. They became His good friends. Besides Peter, Andrew, James, and John, there were Philip, Bartholomew, Thomas, Matthew, James, Thaddeus, Simon, and Judas.

Jesus' special friends stayed close to Jesus. They saw the wonderful things Jesus did. They learned about God from the stories Jesus told.

Lesson Picture

Workbook page 2

If you haven't already done so, give each student the picture of Jesus and the fishermen to paste on page 2 of their workbooks. Allow time for the children to look at the picture and talk about Jesus and what they remember from the story.

Teach the Memory Verse

Workbook page 2

Tell the children that Jesus said these words to the fishermen who became His friends and disciples.

While they were fishermen, Peter, Andrew, James, and John caught fish from the sea. While they followed Jesus, they helped catch people. What does that mean? It means that they helped Jesus talk to the people about God. They brought people to hear Jesus talk. They told people that Jesus was the Son of God.

Say the verse several times together softly, then louder, then softly, then louder. Have the girls say, "Follow me," and the boys finish with "and I will make you fishers of men." Then switch sides and do it again.

Lesson

1

Jesus Chooses His Friends

Matthew 10:1-4; Luke 5:1-11


Bible Memory Verse
Follow me, and I will make you fishers of men. Matthew 4:19

God sent His Son Jesus to earth to be our friend. He came as a baby, played as you do, and grew to be a man. Sometimes He was sad and sometimes He felt lonely.

Jesus saw all the people around Him. Some were sick or blind or crippled. All of them had done wrong things and had trouble being good. Jesus healed the sick people. He loved everyone.

One day Jesus sat in His friend Peter's boat and talked to the people. When He was done talking he told Peter to put down his net and catch some fish. Peter did what Jesus said. So many fish filled the net that they needed two boats to hold them!

Jesus picked twelve men to be His special helpers. He called them His disciples.



2

Interactive Coloring Exercise


Workbook page 3

Use the following instructions to help the children complete and color the picture:

1. Do you see Jesus in the picture? Point to Him. Color Jesus' clothes.
2. Where is Jesus standing? (*In the boat*) Trace the boat. Color it brown.
3. See the little boy listening to Jesus? Draw a smile on his face to show how happy he is.
4. Color the little boy's hair the same color as yours.

Lesson 1

Jesus talked to the people from a boat.



Lesson Rhyme

The men were fishing on the sea;
Then Jesus said, "Come follow Me."

3

Take-Home Memory Verse

Craft: Net Full of Fish

Have these items ready:

- Craft sheet section for each child containing the memory verse for Lesson 1 (*Cut it off the bottom of p. 9 of the craft sheet packet*).
- A hairnet or small mesh bag to represent a fishnet for each child.
- About 20 goldfish crackers or Swedish fish candies for each child.
- Scissors

Directions:

Give each student the memory verse strip from his craft sheet packet.

Instruct the children to do the following:

1. Cut out the rectangle containing the memory verse.
 - *Give each child a hairnet or mesh bag and about 20 fish crackers.*
2. Place the fish inside the net.
3. Put the memory verse inside the net too.
 - *Tie or fasten each net at the top.*



Review the story and the memory verse again.

Tell the students they may take their fishnets home at the end of the class period today. Encourage them to recite the verse to their parents at home.

Wall Poster and Lesson Rhyme

Take the children to the wall poster and teach them the rhyme for Lesson 1. Add motions to the rhyme if you like, or have the children march or clap in rhythm to the words of the rhyme. Repeat it enough times that they can remember it on their own.

Story Review

Workbook page 4

Read the questions to the students. Help them select and circle the appropriate answers.

Revisit the Memory Verse

Practice saying the memory verse several times together. Then play this variation of Hot Potato. Pass an object from one student to the next in a rhythmic manner, passing the object to the next student on each word as you say the verse. When the verse stops, the student holding the object may say the entire verse. Continue until each child has had a turn to repeat the verse himself.

Playdough Activity

(Suggestion: Store the dough for each child in a container with a tightly-fitting lid, marked with his name.)





Show the children how to create four stump men with balls for heads. Give each child a hairnet or a piece of mesh and a few Swedish fish or fish crackers. Let them pretend that Jesus is calling the men, and they leave their nets to follow Jesus.

Outdoor Lesson Game: Red Rover

Play Red Rover with the children. As they call or “invite” children from the opposite team to join them, relate it to Jesus calling His disciples to join Him in His work of fishing for men.

Lesson 1, Story Review

Circle the correct answer in each box.

<p>1. How did Jesus treat sick and blind people?</p>  <p>The correct answer is circled: Jesus healed them.</p>	<p>2. What did Jesus do in Peter's boat?</p>  <p>The correct answer is circled: Jesus caught fish.</p>
<p>3. What happened when Peter put his net in the water?</p>  <p>The correct answer is circled: Jesus called men to follow Him.</p>	<p>4. How many men did Jesus choose?</p>  <p>The correct answer is circled: Twelve.</p>

4

Application Exercise

Workbook page 5

Jesus Knows Best

How do children obey Jesus? By being obedient to their parents and kind to others. Read the directions to the children. As they color each fish, talk about the four ways they can do what Jesus asks them to do.

Application Exercise, Lesson 1

Jesus Knows Best

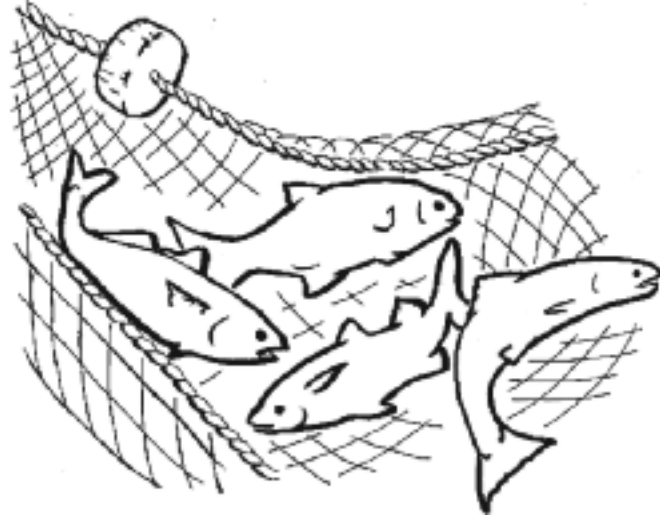
When Peter obeyed Jesus, he caught a lot of fish. We can obey Jesus too. To remind us of what Jesus tells children to do, listen to your teacher's instructions.

Obey your parents. Color one fish green.

Be kind to others. Color one fish orange.

Share your things. Color one fish blue.

Pray to God. Color one fish red.



5

Read-Aloud Application Story

You Are Invited

Brittany pulled another weed and threw it in the bucket. Her brother Eric was on the other side of the corn row. He pulled a few weeds and tossed them in the bucket too. "We are over half way," Eric said standing up and looking back over the row of little corn plants. "The corn row looks so nice. But I don't know if we can finish before supper. And then it will be time to get ready for Bible school."

Woof, woof. Fido came bouncing down the dusty lane. Not far behind was their neighbor lady, Mrs. Ally, and her little girl Ruth. They often walked to the pond on these warm summer days.

"Hi, Ruth. Hi, Mrs. Ally," called Brittany.

"Hello, Brittany," said Mrs. Ally.

Soon Ruth was splashing in the shallow part of the pond. How Brittany wished she could join them! She looked at the corn row still hidden with weeds. She sighed. She looked back at Ruth playing in the pond. Fido was barking at Ruth. Then she thought of something.

"Well, children, how are you coming along?" Dad asked kindly. Brittany jumped.

"Oh, Dad, I didn't see you coming," Brittany said, laughing.

"You must have been thinking of something very important. It looks like Eric is ahead of you."

"Yes, Dad, I was just thinking that we could invite Ruth to Bible school. May I go over and ask Mrs. Ally?"

"That's a good idea. Eric, you may go along with Brittany to invite our neighbors to Bible School.

Lesson 1, Jesus Chooses His Friends

Maybe I can have this row finished by the time you come back.”

“Thank you, Dad!” The two children raced off.

“Well, look who’s coming to join us,” said Mrs. Ally as the two children came to a breathless stop.

“We cannot play now because we have Bible school this evening,” said Brittany. “But Dad said we could invite Ruth to come along with us. She could go to the preschool class with our little sister Gail.”

“You are welcome to visit too, Mrs. Ally,” said Eric. “Brother Norman always tells the best stories at the end of the evening.”

“Yes, Mommy, yes!” begged Ruth. “May I go?”

“Hmmm,” Mrs. Ally chuckled. “That wasn’t hard to convince Ruth. I think that sounds like a good idea.”

“We’ll see you this evening, then!” said Eric, and he and Brittany ran back to tell Dad the news.

Wiggle Time Activity

Sing *I Will Make You Fishers of Men*. March around the classroom with the children as you sing, illustrating the song with these motions:

“I will make you fishers of men, fishers of men, fishers of men.”

Place fists together and pretend to cast a line every time you sing “fishers of men.”

“I will make you fishers of men, if you follow Me.”

“Cast” your line again, then beckon with your finger to follow.

How were Eric and Brittany fishers of men? (*They invited their friends to Bible school.*)

Optional Worksheet

Workbook page 42

Jesus Came to Be Our Friend


The purpose of this exercise is to help children realize that Jesus came for all of us—not just *good* people, and not just a select few. Jesus wants to be a friend to everyone in the world, regardless of skin color or country or language or customs. Anyone who wants to follow Jesus can be His friend.

All the pictures should be circled.

Lesson 1, Optional Worksheet

Jesus Came to Be Our Friend

Circle all the people Jesus wants to follow Him.



42

Singing

Teach the students the following song.

Out on the Deep Blue Sea



1. ¹Pe - ter, James, and John had a lit - tle sail - boat,
 2. ²Fished all night — ⁴caught no fish - es,
 3. Je - - - sus said, ⁵“Cast your net in - to the wat - er,”
 4. ¹Then the lit - tle boat was filled with fish - es,



Pe - ter, James, and John had a lit - tle sail - boat,
² Fished all night — ⁴caught no fish - es,
 Je - - - sus said, ⁵“Cast your net in - to the wat - er,”
 Then the lit - tle boat was filled with fish - es,



Pe - ter, James, and John had a lit - tle sail - boat
²Fished all night ⁴caught no fish - es
 Je - - - sus said, ⁵“Cast your net in - to the wat - er,”
 Then the lit - tle boat was filled with fish - es

Refrain:



²out on the deep blue sea.
²out on the deep blue sea.
²out on the deep blue sea.
²out on the deep blue sea.

1. Cup hands like a boat, moving back and forth to the rhythm of the song all the way to the refrain.
2. Hands in front of body, palms down, gradually extending the hands to either side, with rhythmic up-and-down motions, representing waves on the sea.
3. Throw right arm forward as if casting.
4. Shake head, indicating “No.”
5. Using both hands, make motion of throwing net into the water.