

Contents

Introduction	v
---------------------------	---

Teacher’s Notes for the LightUnits

LightUnit 101: <i>You Can Communicate</i>	1
Section 1: You and Your Family	2
Section 2: Manners Communicate	9
Section 3: More Ways to Communicate	16
LightUnit 102: <i>My Family and Feelings</i>	23
Section 1: My Family	24
Section 2: Feelings	33
Section 3: More Feelings	39
LightUnit 103: <i>North America and Its People</i>	44
Section 1: A New Land	45
Section 2: North America Today	52
Section 3: Others in North America	57
LightUnit 104: <i>My School and Community</i>	63
Section 1: My Community	64
Section 2: Helpers Nearby	71
Section 3: Community Helpers	77
LightUnit 105: <i>The World and You</i>	84
Section 1: Friends in Mexico and Japan	85
Section 2: You in Your Community	93
Section 3: The World Around You	98

Appendixes

Appendix A: Social Studies 100 Scope and Sequence	103
Appendix B: Social Studies 100 Study Words	110
Appendix C: Alternate LightUnit Tests	112
Appendix D: Index	133

Lesson 10 (Pages 25-30)

When I Do Bad Things

Objectives

To realize that doing bad things brings sadness
To learn what to do when you are sad

Introducing the Lesson


Look at the study words *anywhere*, *for-give*, and *tomorrow*. Have students pronounce them, and other students tell what they mean. Use the words in a sentence. Ask the students what kind of day makes a good day. What makes a bad day?

Teaching the Lesson

Read the stories and do the activities. How do the students feel when they do something bad? What could Don do for Joe and Dave to show them he is truly sorry? Remind the children that they can pray to God anywhere at any time. They do not need to wait till they are ready to go to bed.


Does God want us to be sad all the time? What can the children do when they are sad? Discuss how to overcome sadness when you are sick, when others make fun of you, and when you have done something bad.


Lesson 10

 Say these words to someone.

Don did not have a good day. First, Don did not obey Mother. She had said he should not stop **anywhere** on his way to school.

But Don saw some other children at the park. He played with them for a while. It was warm, so he laid his coat on a swing. Then he left it there when he went on to school.

 Write 1, 2, or 3 under each picture.



1. 3 1 2

Don did not obey Mother. Then he left his coat in the park. At school, he had a fight with Joe. Joe had a library book. Don tried to grab the book from Joe.





26

Lesson 10

Don held one page of the book. Joe held the rest of the book. Soon the book tore. The teacher was not happy. "I must help you not to fight," she said to Don. "You must stay in your seat when it is time to play."

On the way home from school, Don still felt mean. He saw his best friend Dave. Dave had such a pretty bike. How Don wished he had a bike like that! He gave Dave and the bike a push. Dave fell off the bike. Dave began to cry. The bike was not so pretty now. Some of the paint had come off.



 Underline the right answer.

2. Don had a fight with _____ .
Pat Joe Bob
3. Who had the book first?
the teacher Joe Don

27

Lesson 10

4. Who tried to grab the book?
the teacher Joe Don
5. Who said, "You must stay in your seat"?
the teacher Joe Don

 Match.

6. On the way home _____ a pretty bike.
7. Don saw _____ his friend Dave.
8. Dave had _____ Don felt mean.
9. Dave fell _____ off the bike.
10. Dave began _____ came off the bike.
11. Some paint _____ to cry.

Don was mean to Dave. But Don just went on home. Soon he began to feel sad. He was sad as he got ready for bed that night.

Don was thinking about his bad day. It was a bad day because Don did so many bad things.

"I am sorry, Jesus," said Don. "Please help me to obey and be kind."



28

Extra Activity

Begin a chart of various feelings we experience. Write the feeling, what causes it, and what to do when we have that feeling. Help the students to realize that not focusing on ourselves is the key to overcoming negative feelings.

Lesson 11

(Pages 30-32)

Feeling Afraid

Objectives

- To identify some things that make you afraid
- To learn what to do when you are afraid
- To learn a Bible verse about trust

Introducing the Lesson

Have your students ever been afraid? They may want to tell about times when they have been afraid. What did they do when they were afraid?

Then Don ran to find Mother. "I am sorry I did not obey you," he said.

Mother gave Don a hug. "I **forgive** you," she said with a smile.

Don got back into bed. **Tomorrow** he would tell Joe and Dave he was sorry. Don felt happy now. Soon he was fast asleep.

What can you do when you feel sad?

You can draw a picture for someone.


You can talk to a friend.

You can help someone.

When you make other people happy, it will help you to be happy too.

When you feel sad, you can read a good book. The story may help make you happy.

When you are sad, you can ask God to help you feel glad. Think about how much God loves you. Thank God for the good things He gives you. That will help you feel happy.

 Tell what you can do when you are sad.

12. Draw a picture for someone.

13. Talk to a friend.

14. Help someone.

15. Read a good book.

16. Ask God to help you feel glad.


17. Thank God for the good things He gives you.

Lesson 11


Feeling Afraid

Sometimes you feel sad. Sometimes you feel afraid. When are you afraid? God can help you when you are afraid.

God made the day and night. He can see just as well at night as in the day. So we do not need to be afraid.



You do not need to be afraid when you play in a safe place. You do not need to be afraid of new things. You do not need to be afraid when you obey.

 Circle yes or no.

1. God is with me when I am afraid. yes no
2. Did God make the night? yes no
3. Do we need to be afraid? yes no



Kate had to go to a new school. Today was her first day at the new school. Kate was afraid. She felt all alone. She did not have a friend. She was afraid of the new children. She was afraid she could not find her room. She was afraid of the new teacher.

Mother said, "I will pray for you. If you are kind to the other children, you will soon have a friend. God will help you find your room in the new school."

Kate was afraid, but she tried to smile at the other children. Some of them said, "Come play with us." They took Kate to her room. The new teacher was very kind. Kate had a good day at the new school.

What can you do when you feel afraid? The Bible tells you what to do.

Teaching the Lesson

Read the first part of the lesson and discuss fear. What causes your students to be afraid? As you discuss fear, be careful not to stir up feelings of anxiety. Calling attention to darkness, bad dreams, storms, wicked men, or war could be very upsetting to some children. Keep your discussion positive and build confidence in the care of our loving Heavenly Father. You might want to use Psalm 121 to show how God cares for us.

Sometimes a family moves and the children have to go to a different school. If you have a child who has left or joined the class during the year, discuss his situation. Some children are afraid when they need to go to a new school. How should we treat a new child who comes to school? What will help him not to be afraid?

Teach the verse to the children and remind them that God is always with us. Assure them also that their parents will help them when they are afraid.

Extra Activity

Add afraid to your chart of feelings.

Lesson 11

 Write and learn this Bible verse.

4. I will trust and not be afraid.

I will trust and
not be afraid.

 Say the verse to your teacher.

When you are afraid, say the verse. It will help you trust God. You know God will take care of you.

Tell Mother and Father when you are afraid. Tell them about the bad dream you had. They will help you.



32

Lesson 12

(Pages 33; 49, 50)

Quiz 2

Objectives

To review the Study Words

To know what makes you feel sad

To remember what you should do when you feel sad

To be able to tell what causes you to feel afraid

To remember what to do when you feel afraid

Introducing the Lesson

Review with the children before you administer the quiz. Be sure they know the study words and their meanings. Review the things that often make children sad. What should they do when they feel sad? What causes them to feel afraid? What should they do with their fear? Do they remember the verse about trust?

Lesson 12

Quiz 2

Quiz Time



- Can you tell what you should do when you feel sad?
- Can you tell what you should do when you feel afraid?
- Do you know the Study Words?

Tell your teacher when you are ready to take Quiz 2.

SECTION 3

MORE FEELINGS

Lesson 13

Feeling Happy

Sometimes you feel sad. Sometimes you feel afraid. Many times you feel happy.



33

Social Studies 102

Quiz 2

Name _____



 Date _____

80	100
----	-----

Score _____

102-2

Circle *happy* or *sad*. (3 points each.) [21]

1.  **happy** (**sad**) 2.  (**happy**) **sad**

- 3. Pat is **happy**, (**sad**) when her friend Jane is sick.
- 4. Ken is **happy**, (**sad**) when children make fun of him.
- 5. When I ask Mother to forgive me, I am (**happy**) **sad**.
- 6. When I do bad things, it makes me **happy**, (**sad**)
- 7. When Mother forgives me, I am (**happy**) **sad**.

Write words to answer the questions.
 (6 points each.) [36]

8. Who made each person?

God

9. Should you make fun of someone God made?

no

102 – Quiz 2

10. How do you feel when you do bad things?

sad

11. How do you feel when you do good things?

happy

12. What can you do when you feel sad?

pray

13. What can you do when you feel afraid?

trust

Write words to finish this verse to remember when you are afraid.
 (4 points each.) [8]

14. I will trust and not be afraid.

Circle the answer. (5 points each.) [35]

- 15. Some children are afraid when they are (alone) sleeping.
- 16. When I feel afraid, I should (trust) cry.
- 17. God made _____ the day bad. (day and night)
- 18. When no one wants to play with me, I feel (sad) afraid.
- 19. When I fight, it makes me (sad) afraid.
- 20. The Bible tells us _____ to be afraid. (to trust God)
- 21. You do not need to be afraid when you _____ fuss. (obey)