

Contents

1. 401 – Sentence or Fragment; Capitalization
2. 401 – Nouns
3. 401 – Verbs
4. 401 – Subjects and Predicates
5. 401 – Alphabetical Order
6. 401 – Commas and Colons
7. 401 – Plural Nouns
8. 402 – Subject/Verb Agreement
9. 402 – Adjectives
10. 402 – Sentence Diagramming
11. 402 – Common and Proper Nouns
12. 402 – Reference Tools
13. 402 – Possessive Nouns; Complete Subject and Complete Predicate
14. 403 – Titles of Respect; *May* or *Can*; *Its* or *It's*
15. 403 – Singular, Plural, and Possessive Pronouns
16. 403 – Declarative, Interrogative, Exclamatory, and Imperative Sentences
17. 403 – Conjunctions and Compound Subjects
18. 404 – Verb Tenses: *Present*, *Past*, *Future*
19. 404 – Pronouns Can Be Subjects
20. 404 – Helping Verbs – *Am*, *Is*, *Are*, *Was*, *Were*
21. 404 – Accent Marks – Main and Secondary
22. 404 – *Teach* or *Learn*; *Sit* or *Set*; More Plural Nouns – Words ending in *o* and *f*
23. 405 – Being Verbs
24. 405 – More Helping Verbs
25. 405 – More Practice with Helping Verbs; Diagramming Helping Verbs
26. 405 – Present and Past Being Verbs; *Have*, *Has*, *Had*
27. 405 – Punctuation in Quotations
28. 406 – Antonyms and Synonyms
29. 406 – Proper Nouns
30. 406 – Adjectives that Compare
31. 406 – Irregular Verbs
32. 407 – Adverbs
33. 407 – Diagramming Adverbs
34. 407 – Possessive Nouns – Singular or Plural
35. 407 – Parts of Speech
36. 407 – Direct Objects

37. 408 – More Adverbs
38. 408 – *Lie or Lay; Then or Than*
39. 408 – More Irregular Verbs
40. 408 – Understood *You*
41. 408 – Commas in Series, Dates, Addresses
42. 408 – Separated Verbs
43. 409 – Prepositions
44. 410 – Subject of an Interrogative Sentence
45. 410 – Pronouns as Objects
46. 410 – Punctuating Quotations
47. 400 – Answer Key

Teacher's Instructions

Teachers and homeschool parents have sometimes requested additional activity sheets to help strengthen the concepts learned in the Language Arts LightUnits. While the *We Remember* sections provide enough practice for many students, some students need more practice. These extra practice sheets have been written with those students in mind. They provide an extra boost toward mastering some of the more difficult concepts.

You may have the student use this book, or you may photocopy sheets from it as needed. However, these sheets are not to be copied and shared between schools or homeschools.

The sheets are numbered in sequence. LightUnit numbers with each sheet tell which LightUnit introduces the skill being emphasized on that sheet.

Adverbs

Adverbs usually describe verbs. They answer the question *how and when*. To find the adverb in a sentence, first find the verb. Then ask *how or when*.

Carefully Annie picked flowers yesterday from Esther's garden.

How did she pick the flowers? Carefully.

When did she pick the flowers? Yesterday.

A Underline the verb twice. Circle the adverb and draw an arrow to the verb it describes.

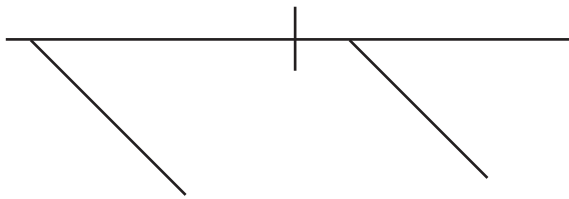
1. Gently Mother quieted the fussy baby.
2. The Smith children excitedly followed the treasure hunt leads.
3. They squealed gleefully when they found the prize.
4. Two doves landed softly on the fence.
5. The horses steadily plodded around the field.
6. Big black ants diligently carried food to their nest.
7. Our heavenly Father constantly watches over us.
8. The men courageously stood for what the Bible teaches.
9. Brandon plays the piano well.
10. Kent and Amos crept noiselessly through the woods.
11. The schoolchildren enjoyed their field trip yesterday.
12. Spontaneously the children applauded their teacher.
13. Renee willingly helped Mother make dinner.
14. The canoe glided smoothly through the still night.
15. A Star of David shone brilliantly from the top of the house.
16. You have listened attentively to your preacher at church.

Diagramming Adverbs

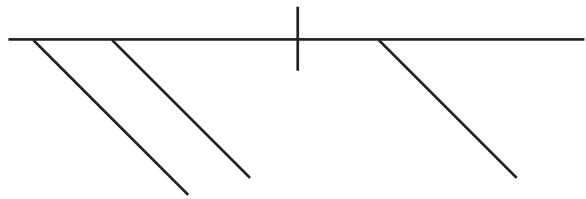
When diagramming adverbs, put them on a slanted line under the verb.

A Diagram each sentence.

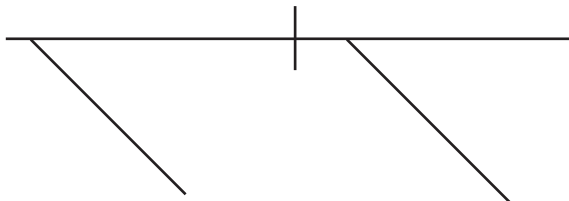
1. Two doves landed softly.



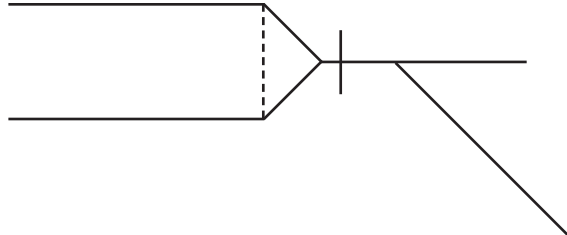
2. The Smith children excitedly followed.



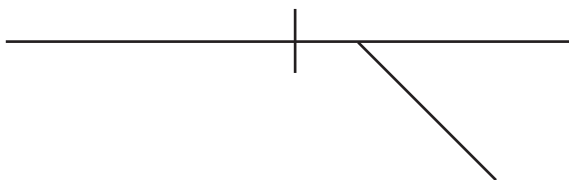
3. Five deer ran gracefully.



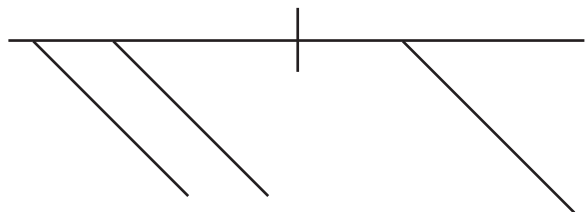
4. Noiselessly Kent and Amos crept.



5. They squealed gleefully.



6. Constantly our heavenly Father watches.



Possessive Nouns – Singular or Plural

A Rewrite each phrase using a plural possessive noun.

1. the tools belonging to Grandpa _____
2. the posts of the mailboxes _____
3. the balloons belonging to the girls _____
4. the party hats of the children _____
5. the whistles of the boys _____

B Underline the possessive nouns. Write *S* for singular or *P* for plural to identify the form of each possessive noun.

6. ____ The skateboards' prices were reduced.
7. ____ Did you hear the teams' cheers when they finished the game?
8. ____ The coach's job description was read aloud.
9. ____ The cars' mufflers needed to be fixed.
10. ____ The paintings' artists were unknown.
11. ____ The trucks' gas tanks were refilled.
12. ____ The secretary's desk was piled with papers.
13. ____ Peggy's lunchbox sat under the coatrack.

C Write *S* for *singular* or *P* for *plural* to identify the form of each possessive noun.

- | | | |
|------------------|------------------|---------------------|
| 14. ____ chair's | 18. ____ man's | 22. ____ doors' |
| 15. ____ shirts' | 19. ____ woman's | 23. ____ libraries' |
| 16. ____ girls' | 20. ____ women's | 24. ____ book's |
| 17. ____ car's | 21. ____ tree's | 25. ____ apples' |

Parts of Speech

A Write the letter to match each part of speech with its definition.

- | | |
|---------------------|--|
| 1. ____ noun | a. replaces a noun |
| 2. ____ verb | b. describes nouns |
| 3. ____ adjective | c. names a person, place, thing, or idea |
| 4. ____ adverb | d. connects two words |
| 5. ____ pronoun | e. describes a verb |
| 6. ____ conjunction | f. tells what the subject is doing |

B Label each word in the sentence by writing *n* for *noun*, *v* for *verb*, *p* for *pronoun*, *adj* for *adjective*, *adv* for *adverb*, and *c* for *conjunction*.

- Billy planted orange and yellow marigolds.
- Leland and James wrote their essays well.
- He is my brother.
- Benji has built sturdy minibarns.
- His sister paints the minibarns.
- Afterwards, he quickly shingles the tan and red minibarns.
- Sleepily, the groundhog peered around.
- Three fat mosquitoes buzzed noisily.
- Rosie did her math lesson correctly, but I missed two problems.
- Karen and Brenda are good friends.
- It is raining, but the birds are singing.