

# Contents

## Introduction

Components of Language Arts . . . . .	vi
The Teacher's Guide . . . . .	vi
The LightUnits . . . . .	viii
Scoring and Grading . . . . .	x
Support Material . . . . .	x

## Language Arts 501

Lesson 1	Nouns; Plural Nouns . . . . .	1
Lesson 2	Verbs . . . . .	7
Lesson 3	Fragments; Sentence Types; Run-on Sentence . . . . .	12
Lesson 4	Subjects and Verbs; Complete Subjects and Predicates . . . . .	17
Lesson 5	Quiz 1 and Extra Activity . . . . .	23
Lesson 6	Adjectives; Adverbs . . . . .	27
Lesson 7	Diagramming Sentences . . . . .	32
Lesson 8	Homophones and Homographs; Troublesome Homophones . . . . .	36
Lesson 9	Comma Rules . . . . .	41
Lesson 10	Quiz 2 and Extra Activity . . . . .	45
Lesson 11	Pronouns and Antecedents . . . . .	49
Lesson 12	Prepositions . . . . .	54
Lesson 13	Coordinating Conjunctions . . . . .	59
Lesson 14	Self Check . . . . .	63
Lesson 15	Creative Writing, Day 1 . . . . .	67
Lesson 16	Creative Writing, Day 2 . . . . .	68
Lesson 17	LightUnit Test 501 . . . . .	69

## Language Arts 502

Lesson 1	Forms of Comparison; Rules of Comparison . . . . .	74
Lesson 2	Adjective Phrases; Diagramming Adjective Phrases . . . . .	80
Lesson 3	Thesaurus; Connotation . . . . .	85
Lesson 4	Diagramming Imperative Sentences . . . . .	91
Lesson 5	Quiz 1 and Extra Activity . . . . .	95
Lesson 6	Direct Objects; Diagramming Direct Objects . . . . .	99
Lesson 7	Homonyms . . . . .	104
Lesson 8	Clauses and Compound Sentences . . . . .	108
Lesson 9	Clustering . . . . .	113
Lesson 10	Quiz 2 and Extra Activity . . . . .	116
Lesson 11	Paragraph Form and Unity . . . . .	120
Lesson 12	Preposition or Adverb . . . . .	125
Lesson 13	Be Concise . . . . .	129
Lesson 14	Self Check . . . . .	134
Lesson 15	Creative Writing, Day 1 . . . . .	138
Lesson 16	Creative Writing, Day 2 . . . . .	139
Lesson 17	LightUnit Test 502 . . . . .	140

## Contents

### Language Arts 503

Lesson 1	Nominative Case Pronouns; Compounds . . . . .	145
Lesson 2	Noun of Direct Address; Diagramming Nouns of Direct Address . . . . .	151
Lesson 3	Verb Phrases . . . . .	156
Lesson 4	Adverb Phrases . . . . .	160
Lesson 5	Quiz 1 and Extra Activity . . . . .	164
Lesson 6	Indirect Objects . . . . .	168
Lesson 7	Principal Parts of Verbs . . . . .	173
Lesson 8	Personal Narrative . . . . .	177
Lesson 9	Narrative Rough Draft . . . . .	181
Lesson 10	Quiz 2 and Extra Activity . . . . .	185
Lesson 11	Revising . . . . .	189
Lesson 12	Proofreading . . . . .	194
Lesson 13	Never, Not, n't . . . . .	199
Lesson 14	Self Check . . . . .	204
Lesson 15	Creative Writing, Day 1 . . . . .	208
Lesson 16	Creative Writing, Day 2 . . . . .	209
Lesson 17	LightUnit Test 503 . . . . .	210

### Language Arts 504

Lesson 1	Objective Case Pronouns . . . . .	215
Lesson 2	Capitalize Proper Nouns . . . . .	220
Lesson 3	Proper Adjectives . . . . .	224
Lesson 4	Present Participles . . . . .	229
Lesson 5	Quiz 1 and Extra Activity . . . . .	233
Lesson 6	Parts of Speech . . . . .	237
Lesson 7	Capitalization in Titles . . . . .	241
Lesson 8	Subject or Object of a Preposition? . . . . .	246
Lesson 9	Double Negatives . . . . .	251
Lesson 10	Quiz 2 and Extra Activity . . . . .	255
Lesson 11	The Dictionary . . . . .	259
Lesson 12	Principal Parts of Irregular Verbs . . . . .	264
Lesson 13	Proper Grammar . . . . .	269
Lesson 14	Self Check . . . . .	273
Lesson 15	Creative Writing, Day 1 . . . . .	277
Lesson 16	Creative Writing, Day 2 . . . . .	278
Lesson 17	LightUnit Test 504 . . . . .	279

### Language Arts 505

Lesson 1	Possessive Pronouns . . . . .	284
Lesson 2	Linking Verbs . . . . .	290
Lesson 3	Predicate Nominatives; Complements . . . . .	294
Lesson 4	Compound Nouns; Hyphens in Numbers . . . . .	299
Lesson 5	Quiz 1 and Extra Activity . . . . .	303
Lesson 6	Compound Subjects and Verbs; Diagramming Compound Subjects and Verbs . . . . .	307

Lesson 7	Comma Rules . . . . .	312
Lesson 8	Apostrophes; Contractions . . . . .	316
Lesson 9	Past, Present, and Future Tense . . . . .	321
Lesson 10	Quiz 2 and Extra Activity . . . . .	325
Lesson 11	Using Comparison in Writing . . . . .	329
Lesson 12	Using Contrast in Writing . . . . .	333
Lesson 13	Verb Review . . . . .	338
Lesson 14	Self Check . . . . .	342
Lesson 15	Creative Writing, Day 1 . . . . .	346
Lesson 16	Creative Writing, Day 2 . . . . .	347
Lesson 17	LightUnit Test 505 . . . . .	348

## **Appendixes**

A: Language Arts 400 Skills Index . . . . .	353
B: Language Arts 500 Scope and Sequence . . . . .	356
C: Language Arts 500 Indexes	
<i>Skills Index</i> . . . . .	359
<i>Penmanship</i> . . . . .	364
<i>Glossary Words</i> . . . . .	366
<i>Poems in the LightUnits and Teacher's Guide</i> . . . . .	370
<i>Reference</i> . . . . .	372
<i>Spelling Word Lists</i> . . . . .	375
D: Alternate LightUnit Tests . . . . .	378
E: Alternate Spelling Tests . . . . .	414
F: Reproducible Paragraph for 501-1 . . . . .	419

## Lesson 2

## Linking Verbs

Pages 6–9

## Objectives

- Learn Study Word: *linking verb*
- Learn that linking verbs link the subject to a word in the predicate
- Learn that linking verbs mean *is* or *equals*

## Board Preparation

- Review:
  - Our garden is growing well.
- New:
  - Sue and Frieda are my sisters.
  - The lake is deep near the dam.

Study Word: *linking verb***New**

## Linking Verbs

Linking verbs link the subject to a word in the predicate that describes or renames the subject. Think of linking verbs as equals signs: one side of the equation matches the other side.

Your class may enjoy making sentences with linking verbs about each other (e.g. *Sam is thoughtful.* or *Sam is a boy.*). Try using various being verbs. Point out the words that rename and the words that describe.



- Put equals signs above each linking verb. Draw an arrow from the subject to the word that renames or describes it.

- Sue and Frieda are my sisters.*
- The lake is deep near the dam.*



## Linking Verbs

## Linking Verbs

**linking verb:** a verb that connects the subject to a word in the predicate that renames or describes the subject



A **linking verb** links the subject of a sentence to a word in the predicate. All linking verbs can be replaced with *is* or *equals*. The being verbs *am*, *is*, *are*, *was*, *were*, *be*, *being*, and *been* function as linking verbs when they link the subject to a word in the predicate.

Linking verbs can link the subject to a word in the predicate that renames it.

Jean is my sister.                      That building was a post office.

George Washington and John Adams were Presidents.

Linking verbs sometimes link the subject to an adjective in the predicate that describes the subject.

Jean was happy.                      The girls are busy today.

Label a helping verb separately from the linking verb.

Johnny may be my distant cousin.                      I have not been sick this year.

- A** Put an equals sign (=) over each linking verb. Draw an arrow to the subject from the word that describes or renames it.

- Winnipeg is the capital of Manitoba.
- God has been faithful.
- Brenda and Wendell are my cousins.
- Onesimus was a slave of Philemon.
- The Garrisons have been our neighbors.
- These puppies are playful.



## Looking Back



**B** Memorize the ten prepositions you studied in Lesson 1.

**C** Circle each possessive pronoun. Draw an arrow from each pronoun to the word it modifies.

7. Laura's family packed all of their belongings in a covered wagon.

8. Pa moved his family into Indian Country near Independence, Kansas.



**D** Replace each underlined word with the correct possessive pronoun.

9. her Our class enjoyed Miranda's story.

10. Its The story's surprising end disappointed my sister.

**E** Circle the correct adjective. Label each as *P* for *positive*, *C* for *comparative*, or *S* for *superlative*.

11. P Grandpa's stories of his childhood are interesting more interesting.

12. S Father gave Mother the loveliest lovelier bouquet of roses she had ever seen.

**F** Label the part of speech for each underlined word.

13. adj The chickadee v fluffed out its n feathers to keep warm.

14. Have pron you finished your paper prep for class?

15. v Come here, conj for I have something to tell pron you.

**G** Underline each verb twice. Label it *av* for *action verb*, *bv* for *being verb*, or *hv* for *helping verb*.

16. Richard hv av is moving to a different city.

17. The new kittens bv are in the haymow.

18. Father av takes lambs to the sale every Thursday.

7

## Review



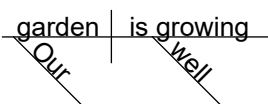
- Read these sentences and have students correct them:

- Our cousins hadn't never heard of our new board game. (... *hadn't ever... or... had never...*)
  - When the Kramers arrived at church, there wasn't no one else there. (... *wasn't anyone... or... was no one...*)
  - Pharaoh and his army drowned in the Red Sea. (*drowned*)
- Review the possessive (adjective) pronouns: (*my, his, her, its, our, your, their*)



- Diagram this sentence:

- Our garden is growing well.





## Lesson 2

**H** Use a dictionary to answer each question.

19. What part of speech is *vacate*? verb
20. Which entry word would you look up to find the definition of *vacated*? vacate
21. How should you pronounce the *a*'s in *vacate*? ă

**I** Write the correct form of the irregular verb that is in parentheses.

22. (*become*, past) Judy became weary of the long road trip.
23. (*fly*, past participle) The raccoon found a nest, but the birds had flown.
24. (*dig*, past) Joe dug the leaky water pipe up.
25. (*cut*, past) We cut some potatoes up for seed.

**J** Put parentheses around each prepositional phrase. Underline each subject.

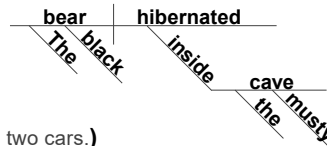
26. The family (on the homestead) moved (before winter.)
27. The house (with a false front) was once a store.

**K** Write at least two synonyms for the verb *walk*.

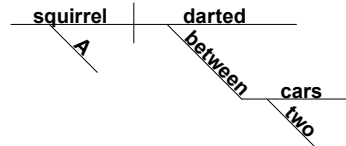
28. Ex: stroll, amble, march, stride, pace, hike, toddle

**L** Put parentheses around each adverb phrase. Diagram each sentence.

29. The black bear hibernated (inside the musty cave.)



30. A squirrel darted (between two cars.)





# Penmanship

Write the letters *A, B, C, D, E, F, G*. Write the names of eight countries.



## Penmanship

Watch your capital letters—be sure to form them correctly.

- **M** Write each cursive capital letter five times in your notebook. Notice how these letters have similar strokes.

*A B C D E F G*

- **N** Write the names of these countries in your notebook.

Paraguay	Vietnam	Qatar	Ukraine
Zimbabwe	Taiwan	France	Belgium



## Spelling - Word Definition

- △ **O** Cut out Section 1 spelling words on page 63.

- P** Write the spelling word for each definition.

31. *scoreboard* a board or paper used for tracking points
32. *stockyard* an area where livestock are kept
33. *teammate* someone on the same team as another
34. *overcoat* a warm garment worn over other clothes
35. *turnpike* a toll road
36. *typewriter* a device used for print-like writing
37. *snowplow* machine used to scrape snow from roads and walks
38. *pincushion* a small pillow to stick pins in for storage
39. *scrapbook* a book to keep pictures, writings, and so on
40. *bookkeeper* someone who keeps business records

- △ **Q** Write Section 1 spelling words in your notebook.



# Spelling

Students are instructed to cut out their spelling word bookmarks in Lessons 2, 7, and 12. They should keep the current bookmark in their Language Arts to use daily with their spelling work.

## Spelling Words for Section 1

<i>bookkeeper</i>	<i>overcoat</i>	<i>scoreboard</i>	<i>somewhere</i>	<i>teammate</i>
<i>grandparents</i>	<i>pincushion</i>	<i>scrapbook</i>	<i>stockyard</i>	<i>themselves</i>
<i>northeast</i>	<i>rainbow</i>	<i>seashore</i>	<i>strawberries</i>	<i>turnpike</i>
<i>ourselves</i>	<i>scarecrow</i>	<i>snowplow</i>	<i>sunflower</i>	<i>typewriter</i>

## Lesson 3

# Predicate Nominatives; Complements

Pages 10–14

## Objectives

- Learn Study Words: *predicate nominative, complement*
- Learn that the noun or pronoun that follows a linking verb and renames the subject is called a predicate nominative
- Learn that direct objects, indirect objects, and predicate nominatives are called complements

## Board Preparation

- Review:
  1. As for me and my house, we will serve the Lord.
  2. Come unto Me, for I am meek and lowly of heart.
- New:
  3. Dan's brother is my friend.



Study Word: *predicate nominative*

**New**

## Predicate Nominatives

Students have learned about “words in the predicate that rename the subject.” Today they are learning that those nouns or pronouns are called *predicate nominatives*. It may be helpful to point out that **nominatives** **re**name the subject.

To drill the idea of what a predicate nominative is, have students say a sentence about themselves. Each student should begin the sentence with his name, use a linking verb, and follow it with a noun or pronoun that renames the subject. (Be careful not to allow predicate adjectives at this point. Predicate adjectives come in Lesson 7.) Model this for them, for example: *Miss Sharon is a teacher from Winnipeg.* Save the students' sentences; they will use them later.



## Predicate Nominatives; Complements

### Predicate Nominatives

**predicate nominative** (nām' nə tiv): a noun or pronoun that follows a linking verb and renames the subject



Linking verbs link the subject of a sentence with a word in the predicate. If that word is a noun or pronoun, it is called a **predicate nominative** and renames the subject. Use nominative case pronouns for predicate nominatives.

"It is I," said Jesus.      Mr. Joseph was my favorite teacher.

Predicate nominatives can rename a compound subject.

David and Jonathan were friends.

A sentence can also have compound predicate nominatives.

Grandpa has been a farmer and a schoolteacher.

### A Check each box after you follow the direction.

- ☐ Underline each subject once and each linking verb twice.
- ☐ Underline each predicate nominative once.
- ☐ Draw an arrow from the predicate nominative to the subject.

1. Monica is my friend.

2. Manasseh and Amon were wicked kings.

3. Gloria's mother is a good cook.

4. Arlene is a good Sunday school teacher for our class.

☆ 5. Alan, Ben, and Zachary were neighbors and classmates.





## Complements


**complement** (käm' plə mən't): a word that completes the predicate



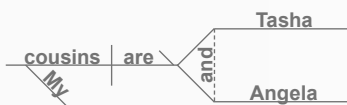
Direct objects, indirect objects, and predicate nominatives are **complements**—they finish or complete the predicate.

A predicate nominative is diagrammed in the same position as the direct object, but the line separating it from the linking verb is slanted. The slanted line points back to the subject, showing that the predicate nominative renames the subject.

Caleb is my brother.

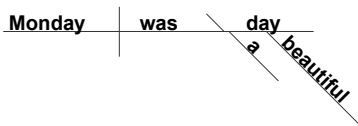


My cousins are Tasha and Angela.

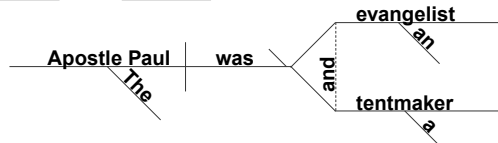


**B** Underline each predicate nominative. Diagram each sentence.

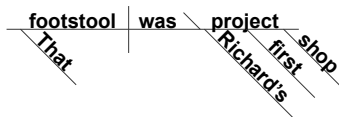
6. Monday was a beautiful day.



7. The Apostle Paul was an evangelist and a tentmaker.



8. That footstool was Richard's first shop project.



**Study Word:** *complement*

**New**


## Complements

Words that finish (or *complete*) a predicate are called complements. Direct objects, indirect objects, and predicate nominatives are complements.

Diagram predicate nominatives in the same position as direct objects. Draw a slanted line pointing to the subject to separate the predicate nominative from the verb.



- Diagram the sentence.
- 3. Dan's brother is my friend.



## Review



- Tell whether the underlined word is a conjunction or a preposition.
  - As for me and my house, we will serve the Lord. (*preposition*)
  - Come unto Me, for I am meek and lowly of heart. (*conjunction*)



## Lesson 3



## Looking Back



- C** Put an equals sign (=) over each linking verb. Draw an arrow to the subject from the word that renames or describes it.

9. Joshua was a man of God.  
 10. Joshua was Moses' servant.  
 11. The Canaanites were evil.  
 12. God was always good to the Hebrews.  
 13. The Hebrews were God's people.  
 14. God is faithful to His children.

- D** Circle each adjective. Write *P* above each proper adjective.

15. We took a long ride through the Nicaraguan countryside.  
 16. The old Catholic church was slowly decaying into ruins.

- E** Circle each adverb.

17. Trevon doesn't ever find fault with anyone.  
 18. Hannah never eats breakfast.  
 19. We visited the Creation Museum yesterday.

- F** Write the correct form of the irregular verb that is in parentheses.

20. (*dig*, past) A groundhog has dug a hole underneath the porch.  
 21. (*cut*, present participle) Rachel is cutting material for a new dress.  
 22. (*become*, past participle) Shirley has become very good at drawing.

- G** Circle each letter that should be capitalized.

23. Uncle Tom's Cabin caused some people to become upset about slavery.  
 24. Harriet Beecher Stowe met with President Abraham Lincoln.  
 25. Many Christian organizations worked to end slavery.  
 26. Slave-holding Southerners began the Civil War at the Battle of Fort Sumter.



**H** Use a dictionary to answer each question.

27. What is a *crucible*? a pot in which metal is melted
28. How is the second c in *crucible* pronounced? s
29. What part of speech is *crucible*? noun

**I** Write *prep* or *adv* to tell the function of each underlined word.

30. adv It's good to have a mechanic around.
31. prep Run around the schoolhouse twice.
32. adv The plane went down in the mountains.
33. prep Don't slide down the stairs.

**J** Underline each direct object. Put parentheses around each indirect object.

34. Thomas sent(Dave)a note.
35. Mother sang the(baby)a lullaby.
36. Calvin gave(Jasper)a doggie biscuit.
37. Betty read(Toby)a story.
38. Mr. Verlyn bought his(son)a fishing license.
39. The storm gave the(fisherman)some trouble.



**K** Write *dec*, *int*, *imp*, or *exc* for *declarative*, *interrogative*, *imperative*, or *exclamatory*. Add the correct punctuation.

40. exc What a lovely day for our picnic!
41. int What are those brown birds by the creek?
42. dec There is a heron standing just beyond the tree.
43. imp Fill the bird feeder.
44. dec I think raspberry flavor is the best ice cream.
45. imp Don't leave without a jacket.



## Penmanship

Write the letters *H, I, J, K, L, M, N*. Copy the names of eight cities.



Lesson 3



## Penmanship

Focus on making the round part of your letters smooth and flowing.

- **L** Write each letter neatly five times in your notebook.

*H I J K L M N*

- **M** Write the names of these cities in your notebook.

Moscow

New York City

Osaka

Santiago

Istanbul

Winnipeg

Hong Kong

London



## Spelling - Word Usage

- N** Write spelling words to complete the sentences.

46. Father put on his overcoat before going outside to shovel snow.
47. After the rain, we saw a double rainbow.
48. I like fresh strawberries on homemade ice cream.
49. Darren, my teammate, made the final goal of the game.
50. Did you hear about the bad accident on the turnpike?
51. Gina is using Mother's typewriter to write a letter.
52. Kathy is a bookkeeper at Johnson's Hardware Store.
53. David likes to snack on sunflower seeds.
54. "That cactus looks like a pincushion!" exclaimed Joy.
55. The boys stayed at home by themselves tonight.

- △ **O** Write Section 1 spelling words in your notebook.

14



## Spelling

### Spelling Words for Section 1

bookkeeper

overcoat

scoreboard

somewhere

teammate

grandparents

pincushion

scrapbook

stockyard

themselves

northeast

rainbow

seashore

strawberries

turnpike

ourselves

scarecrow

snowplow

sunflower

typewriter