

Contents

101

-2 Beginning Sound /d/	1
-3 Beginning Sound /s/	2
-4 Beginning Sound /m/	3
-5 Beginning Sound /f/	4
-6 Review Beginning Sounds	5
-7 New Vowel Sound /ă/	7
-8a Vowel Sound /ă/	9
-8b Color-code by Identifying Letters	10
-9 Vowel Sound /ă/	11
-10 /ă/ Word Pictures	12

102

-1 /ă/ Sound Pictures	13
-2 New Sound /t/	15
-3 Review Beginning Sounds	16
-4 New Sound /g/	17
-5 New Sound /n/	18
-6 /ă/ Word Pictures	19
-7 New Sound /p/	21
-8 New Vowel Sound /ö/	22
-9a Review /ă/ and /ö/	23
-9b /ă/ and /ö/ Words with Pictures	25
-10 Phrases and Pictures	26
-11 Color-code by Identifying Words	27

103

-1 Beginning Sound /h/	28
-2a Beginning Sound /j/	29
-2b Beginning Sound /r/	30
-4a Review Beginning Sounds	31
-4b Phrases and Pictures	32
-5 Beginning Sound /b/	33
-6 New Vowel Sound /ĩ/	34

Contents, continued

-7 Read Words	35
-8 Beginning Sound /c/	36
-9 Beginning Sound /k/	37
-10 Review Beginning Sounds	38
-11 Phrases and Pictures	39
104	
-1 Beginning Sound /w/	41
-2 Beginning Sound /l/	42
-3 Write Words	43
-4 New Vowel Sound /ũ/	44
-5 Words and Pictures	45
-6 Read Sentences	47
-7 Beginning Sound /v/	48
-8 Beginning Sound /y/	49
-9 Phrases and Pictures	50
105	
-1 New Vowel Sound /ě/	51
-2 Review Beginning Sounds	52
-3 Review Beginning Sounds	53
-4 Review Beginning Sounds	54
-5 Review Beginning Sounds	55
-6 Beginning Sound /z/	56
-7 Ending Sound /x/	57
-8 Read and Write Words	58


Teacher's Instructions

The *Learning to Read Practice Sheets* provide additional activities to help strengthen concepts taught in the *Learning to Read LightUnits*. While the daily exercises provide enough practice for many students, some students need more practice.


The student may use this book, or you may photocopy sheets from it as needed. However, these sheets are not to be copied and shared between schools or homeschools.

The sheets are numbered to correspond with the lesson number in *Learning to Read* where the concept is taught.

Remove the *Answer Key* section from the center of this book if the student does his work in the book itself.




Empty rectangular box for labeling the hat.



Empty rectangular box for labeling the rag.



Empty rectangular box for labeling the rat.



Empty rectangular box for labeling the jam.



hat for Dad

jam for Pam


rag for Mom

the rat ran


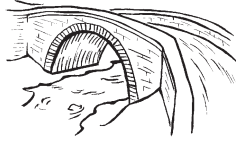






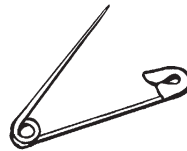






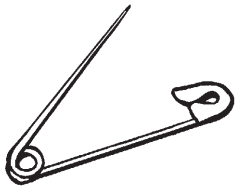
LTR Practice Sheet 103-6











pin

pit




ham

him



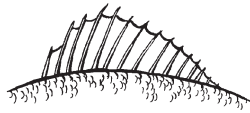
bit

bib



big

bag



fit

fin



rip

rid




pat

pit



pin

pig



dot

dip



hip

in



sin

sit



dig

pig

LTR Practice Sheet 103-8

