

Contents

106

-1 New Sound: /ā/	1
-2 Long Vowel—Silent <i>e</i>	3
-3 Review Long and Short Vowels	4
-4 New Sound: /sh/	5
-5 New Sound: /ō/	6
-6 Review /ā/ and /ō/	7
-7 New Sound: /th/	8
-8 New Sound: /ī/	9
-9 Review /ā/, /ō/, and /ī/	11

107

-1 New Sound: /wh/	12
-2 New Sound: /ū/	13
-3 Review /ā/, /ī/, /ō/, /ū/, /ǔ/; Macron or Breve	15
-4 Review Sentences with Long Vowel Words	16
-5 New Sound: /ch/	17
-6 New Sound: /ē/	19
-7 New Vowel Set: ēe	21
-8 New Vowel Sets: āi or āy	22
-9 New Vowel Set: ēa	23

108

-1 New Vowel Set: īe; <i>y</i> = /ī/	24
-2 Review Words with Vowel Sets	25
-3 New Vowel Sets: ōa, ōe	26
-4 New Vowel Sets: ūi, ūe	27
-5 Review Writing Vowel Sets	28
-6 Beginning Blends: <i>bl, cl, fl, gl</i>	29
-7 Beginning Blends: <i>pl, sl, br, cr</i>	30
-8 Beginning Blends: <i>dr, fr, gr, pr, tr</i>	31
-9 Beginning Blends: <i>sc, sm, sp, sk</i>	32
-10 Beginning Blends: <i>sn, st, sw, tw</i>	33
-11 Review Writing Blends	34

Contents, continued

109

-1 Suffix: <i>-s</i>	35
-2 Review Suffix: <i>-s</i>	36
-3 Suffix: <i>-ing</i>	37
-4 Ending Blends: <i>ld, nd, lp, sp</i>	38
-5a Ending Blends: <i>mp, lb, lf</i>	39
-5b Review Blends	40
-6a Review Blends	41
-6b Review Blends	42
-7 Ending Blends: <i>sk, nk, lk</i>	43
-8 Ending Blends: <i>nt, ft, pt</i>	44
-9 Ending Blends: <i>st, lt, ct, xt</i>	45
-10 Ending Vowels: <i>ē, ō</i>	46
-11 Review Ending Blends	47

110

-1 Digraph Blends: <i>thr, shr</i>	48
-2 Three-letter Blends: <i>scr, spl, spr, str</i>	49
-3a Compound Words	50
-3b Review Compound Words; Blends; Vowel Sets	51
-4 Suffix: <i>-ed = /d/</i>	52
-5 <i>s = /z/</i>	53
-6 <i>o</i> and <i>al = /ò/</i>	54
-7 <i>or = /òr/</i>	55
-8 <i>igh = /ī/</i>	56
-9 <i>ind = /īnd/</i>	57
-10 Review: <i>s = /z/, o</i> and <i>al = /ò/, or = /òr/, igh = /ī/, ind = /īnd/</i>	58

Teacher’s Instructions

The Learning to Read Practice Sheets provide additional activities to help strengthen concepts taught in the Learning to Read LightUnits. While the daily exercises provide enough practice for many students, some students need more practice.

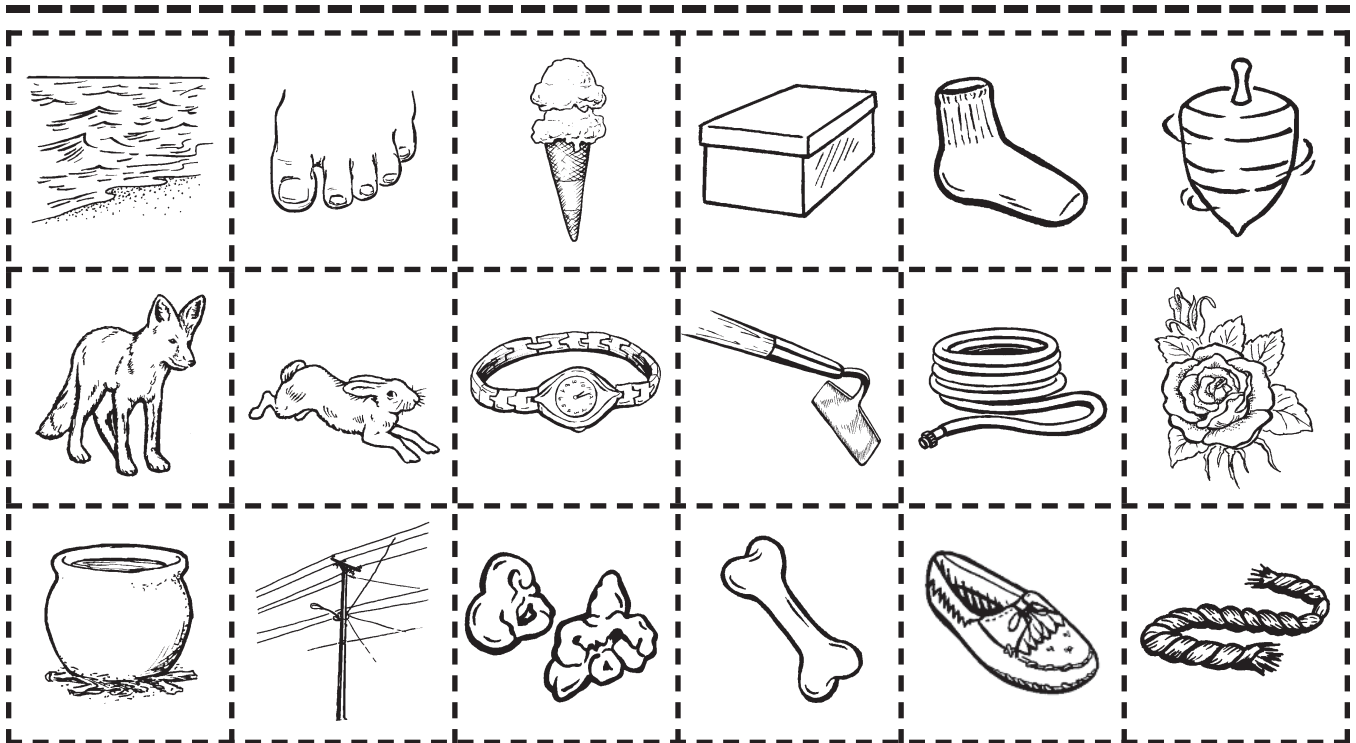
The student may use this book, or you may photocopy sheets from it as needed. However, these sheets are not to be copied and shared between schools or homeschools.


The sheets are numbered to correspond with the lesson number in Learning to Read where the concept is taught.

Remove the Answer Key section from the center of this book if the student does his work in the book itself.

Ö

Ö






Sam will lick the cone.



The pup dug a big hole.



A bone is in the hole.




Dave and Pam rode home.




The hot sun shone.

The yoke is for the ox.




It is on a big pole.






A fox is not tame.

Some fish are in the lake.



Jane had a tan shell.





Sam gave Puff a bone.

Sam gave Puff a bath.




Take the path to the shed.

Take the cone to Tim.

$$\begin{array}{r} 6 \\ -4 \\ \hline 2 \end{array} \quad \begin{array}{r} 5 \\ +3 \\ \hline 8 \end{array}$$
$$2 + 3 = 5$$


Pam can do the math now.

Pam can take a bath now.



This is thick.

This is not thick.




This is thick.

This is thin.

i

T



5

five fish



lick the cone



hike on the path



have a dime

ride a bike



in the hive



on the vine

it can shine





in the pine




in the wide gate

a big pile

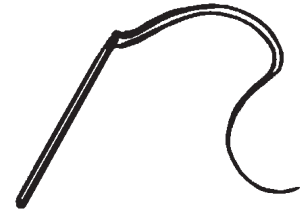




whale well



sell shell




win whip



white while




pin pine



whale well




kite kit



whale while

5

thine five



bath bat



shine shade



whine vine