

Contents

Introduction to Language Arts 600

Components of Language Arts	vi
The Teacher's Guide	vi
The LightUnits	viii
Scoring and Grading	x
Support Material	x

Language Arts 601

Lesson 1	Nouns; Compound Nouns	1
Lesson 2	Verbs	6
Lesson 3	Modifiers: Adjectives	11
Lesson 4	Modifiers: Adverbs	14
Lesson 5	Quiz 1 and Extra Activity	18
Lesson 6	Sentences; Sentence Patterns; Diagramming Sentences.	22
Lesson 7	Clustering; Sentence Types	28
Lesson 8	Paragraph Form and Unity	32
Lesson 9	Personal Pronouns; Antecedents.	36
Lesson 10	Quiz 2 and Extra Activity	41
Lesson 11	Conjunctions; Compound Subjects and Verbs.	45
Lesson 12	Prepositions	50
Lesson 13	Compound Sentences; Run-on Sentences	55
Lesson 14	Creative Writing, Day 1.	60
Lesson 15	Self Check.	63
Lesson 16	Creative Writing, Day 2.	68
Lesson 17	LightUnit Test 601	69

Language Arts 602

Lesson 1	Comma Rules	74
Lesson 2	Linking Verbs, Predicate Nominatives, and Predicate Adjectives	80
Lesson 3	Adverbs Modify Adjectives and Adverbs.	85
Lesson 4	Summarizing a Paragraph	90
Lesson 5	Quiz 1 and Extra Activity	95
Lesson 6	Nominative Case Pronouns	99
Lesson 7	Summarizing a Story	103
Lesson 8	Preposition or Adverb?.	107
Lesson 9	Noun of Direct Address	111
Lesson 10	Quiz 2 and Extra Activity	115
Lesson 11	Capitalization Review	119
Lesson 12	Direct Objects.	123
Lesson 13	Forms of Comparison; Rules of Comparison	127
Lesson 14	Creative Writing, Day 1.	132
Lesson 15	Self Check.	135
Lesson 16	Creative Writing, Day 2.	139
Lesson 17	LightUnit Test 602	140

Contents

Language Arts 603

Lesson 1	Principal Parts of Verbs	145
Lesson 2	Contractions	151
Lesson 3	Adjective Phrases	155
Lesson 4	Possessive Pronouns.	160
Lesson 5	Quiz 1 and Extra Activity	166
Lesson 6	Using Forms of Comparison	170
Lesson 7	Transition Words	174
Lesson 8	Concise Words	178
Lesson 9	Capitalization	182
Lesson 10	Quiz 2 and Extra Activity	186
Lesson 11	Verb Tense	190
Lesson 12	Parenthetical Expressions; Interjections	194
Lesson 13	Identifying Simple and Compound Sentences	199
Lesson 14	Creative Writing, Day 1	203
Lesson 15	Self Check.	206
Lesson 16	Creative Writing, Day 2.	210
Lesson 17	LightUnit Test 603	211

Language Arts 604

Lesson 1	Adverb Phrases; Adverb Phrase or Adjective Phrase?	216
Lesson 2	Indirect Objects	222
Lesson 3	Title Review.	227
Lesson 4	Objective Case Pronouns	232
Lesson 5	Quiz 1 and Extra Activity	236
Lesson 6	Dialogue	240
Lesson 7	Chronological Order	244
Lesson 8	Supporting With a Story	249
Lesson 9	Apostrophes in Possessive Nouns	253
Lesson 10	Quiz 2 and Extra Activity	258
Lesson 11	Correlative Conjunctions	262
Lesson 12	Subject-Verb Agreement With Compounds	266
Lesson 13	Interrogative Pronouns	270
Lesson 14	Creative Writing, Day 1	274
Lesson 15	Self Check.	277
Lesson 16	Creative Writing, Day 2.	281
Lesson 17	LightUnit Test 604	282

Language Arts 605

Lesson 1	Verbs That Can Be Linking or Action	287
Lesson 2	Complements	292
Lesson 3	Plurals of Letters and Numbers	297
Lesson 4	Lay, Lie; Raise, Rise; Set, Sit.	301
Lesson 5	Quiz 1 and Extra Activity	305
Lesson 6	Participles	309
Lesson 7	Supporting With a Reason	313
Lesson 8	Order of Importance	317
Lesson 9	Colons Introduce Lists	321
Lesson 10	Quiz 2 and Extra Activity	325
Lesson 11	Demonstrative Pronouns	329
Lesson 12	Direct and Indirect Quotations	334
Lesson 13	Sentence Pattern Review.	338
Lesson 14	Creative Writing, Day 1.	343
Lesson 15	Self Check.	346
Lesson 16	Creative Writing, Day 2.	350
Lesson 17	LightUnit Test 605	351

Appendixes

A: Language Arts 500 Skills Index	356
B: Language Arts 600 Scope and Sequence.	361
C: Language Arts 600 Indexes	365
<i>Skills Index</i>	365
<i>Penmanship</i>	370
<i>Glossary Words</i>	371
<i>Poems in the LightUnits and Teacher's Guide</i>	374
<i>Reference</i>	376
<i>Spelling Word Lists</i>	379
D: Alternate LightUnit Tests	382
E: Alternate Spelling Tests	416

SECTION 3



Conjunctions

conjunction: a word that connects words, phrases, or sentences

coordinating (kō òr' də nāt' in) **conjunction:** a conjunction that joins equal parts



There are three types of **conjunctions**. **Coordinating conjunctions** are one type. Here are seven coordinating conjunctions. Use FANBOYS to remember them.

for and nor but or yet so

Coordinating means “putting in the same order.” Coordinating conjunctions join equal parts; they join words, phrases to phrases, or sentences to sentences.

Coordinating conjunction joining words:

Janice **and** Suzanne should pick strawberries this morning.

Coordinating conjunction joining phrases:

Go over the river **and** past the traffic light to reach the mechanic shop.

Coordinating conjunction joining sentences:

Ted wanted to visit us, **but** his cousins came to visit him.

A Draw a plus sign (+) above each conjunction.

- The train engineer waved at the children ⁺ and blew the whistle.
- John has not seen the latest newspaper, ⁺ nor has Steven.
- It began to rain, ⁺ yet we were able to finish planting the trees.
- You may have roast beef ⁺ or chicken in your lunch tomorrow.
- King Saul sought to kill David, ⁺ but David fled ⁺ and escaped.
- Seek ye first the kingdom of God ⁺ and His righteousness.

38



Study Words: *conjunction, coordinating conjunction*

New

Conjunctions

Conjunctions connect words, phrases, and clauses. Coordinating conjunctions are single words that connect equal sentence parts. When using a coordinating conjunction, be sure that words are being connected to words, phrases to phrases, or clauses to clauses.

Students should memorize the coordinating conjunctions; there are only seven of them.

Section 3

Lesson 11

Conjunctions; Compound Subjects and Verbs

Pages 38–42

Objectives

- Learn Study Words: *conjunction, coordinating conjunction*
- Learn that coordinating conjunctions join equal parts
- Learn to identify coordinating conjunctions

Board Preparation

- New
 - Jonny and Mike wanted to go along, but they're not here.
 - Michelle thought that Ramon disliked fried squash, so she was surprised to see him take a second helping of it.
 - Daryl and Mike are best friends.
 - Yvonne smiled and waved at her good friend.
 - The younger boys and the girls stayed inside.



- Put a plus sign above each coordinating conjunction.

- Jonny and Mike wanted to go along, but they're not here.
- Michelle thought that Ramon disliked fried squash, so she was surprised to see him take a second helping of it.



New

Compound Subjects and Verbs

Subjects joined by a conjunction are compound subjects. Likewise, verbs joined by a conjunction are compound verbs. This lesson explores an area of potential difficulty in the distinction between compound verbs and verb phrases. Students should be taught to look for the conjunction that joins verbs before calling a verb a compound verb.



- Draw a plus sign above each conjunction. Underline each subject once and each verb twice.

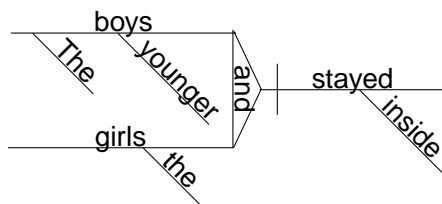
- Daryl and Mike are best friends.
- Yvonne smiled and waved at her good friend.

Diagram compound grammatical elements (subjects, verbs, objects, and so on) on a fork in the diagram.



- Diagram the sentence.

- The younger boys and the girls stayed inside.



Compound Subjects and Verbs

Sentences can have compound subjects and verbs. Compound subjects and compound verbs are joined with coordinating conjunctions.

Compound subject: Justin and Tom work at an orphanage.

Compound verb: Dad builds and repairs trailers.

Compound subject and verb: Dad and Grandpa build and repair trailers.

Do not confuse verb phrases with compound verbs. A verb phrase has helping verbs with a main verb, while a compound verb has two or more verbs joined by a conjunction. Sometimes a compound verb will include verb phrases.

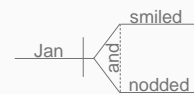
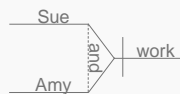
Verb phrase: Miss Judy has taught for more than ten years.

Compound verb phrase: Miss Judy has finished class and will grade the papers.

Diagram compound subjects or compound verbs on a fork in the diagram.

Sue and Amy work.

Jan smiled and nodded.



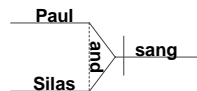
- B** Underline each verb or verb phrase twice and each subject once. Draw a plus sign (+) above each conjunction.

- The dog did not bark or whine all night.
- Owen and Loren built a cabin and sold it.
- Michael and Sarah will visit school tomorrow.
- Larry has finished math and will start on language arts.
- Lewis and Clark explored and mapped the northwestern United States.

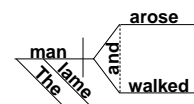


- C** Diagram each sentence.

- Paul and Silas sang.



- The lame man arose and walked.





Lesson 11



Looking Back



D Write the letter of the correct definition in front of each term.

14. b first-person pronouns
 15. c second-person pronouns
 16. a third-person pronouns

- a. refer to the person or thing you are speaking about
 b. show you are talking about yourself
 c. refer to the person or thing you are speaking to

E Write *first*, *second*, or *third* to label each group of pronouns.

17. You and your are second-person pronouns.
 18. I, me, mine, my are first-person pronouns.
 19. He, it, her, she, him, and they are third-person pronouns.

F Underline each pronoun. Draw an arrow from each pronoun to its antecedent.

20. Lyle set his toolbox on the back of the truck.
 21. Mary saw a hummingbird nest. In it were two tiny eggs.
 22. Mr. and Mrs. Jenks went to Arizona, where they will visit an Indian reservation.

G In each pair of sentences, cross out the one that has an unclear pronoun reference.

23. a. ~~Carl took his trailer to the shop and welded it.~~
 b. Carl welded his trailer at the shop.
 24. a. Marlene said, "Mother, I saw your friend at church this evening."
 b. ~~Marlene told Mother that she saw her friend at church last evening.~~

H Underline each noun and label it *C* for *common* or *P* for *proper*.

25. ^P Ka Lae, ^P Hawaii is the southernmost ^C point of the ^P United States.
 26. ^P Delaware has an average ^C elevation of sixty ^C feet.
 27. The snowiest ^C city in the ^P United States is ^P Rochester, ^P New York.

Review



- What is paragraph unity? (*all sentences talk about the same idea*)
- Give an example of a third-person plural pronoun. (*Ex: them, they, their*)



I Write action or being to label each underlined verb or verb phrase.

28. action Joseph has searched diligently for answers to his questions.
 29. being He was in the library all afternoon.
 30. action He read the entire chapter again.
 31. being The answer had been in the textbook the whole time.

J Underline each compound noun. Use a dictionary if needed.

32. God gave each person a unique fingerprint.
 33. Ruth's sister-in-law went back to her home, but Ruth chose to go with Naomi.
 34. The older students buried a time capsule at school last week.

K Circle each adjective. Draw an arrow from each adjective to the noun it modifies.

35. A few restaurants in our town offer Greek dishes.
 36. Mary finished her puzzle with the picture of a lighthouse beside a stormy ocean.
 37. Faithful workmen built a large tower in the center of town and fastened a beautiful bell to it.
 38. The miser's skinny horse ate the grapevine rope and made the bell ring one afternoon.
 39. A kind man took the horse and gave him a warm stall, sweet hay, and grain.

L Underline each verb phrase twice.

40. We do not have a Christmas program every year.
 41. This will be the last program in the old school.
 42. Grandpa has rarely been late to church.
 43. Please do not forget your notebooks for the science project.



Penmanship

Write a fact about Frances Ridley Havergal.



Penmanship



M Using your best handwriting, copy the sentences.

She tossed the paper into the fire; it tumbled out undamaged. Later her father found the crumpled paper and saved it.



Lesson 11



Spelling - Patterns



Spelling Words

birthplace	cookbook	fishhook	outback	textbook
chopstick	eardrum	flashback	overpass	timberline
clipboard	earlobe	homemade	password	volleyball
cockpit	everlasting	lumberjack	tableland	wholesale

A compound word is two words joined into one. Compound words without a space between the two original words are called closed compounds.

N Write the spelling word that fits each description. Draw a slash between the words that form the compound.

44. lumber / jack someone who harvests timber; a logger
45. flash / back a vivid memory of an earlier incident
46. cock / pit the pilot's compartment in an airplane
47. ever / lasting continuing indefinitely
48. home / made self-manufactured; made in one's residence
49. over / pass a bridge over a highway or railway
50. birth / place the location of one's birth
51. text / book a book used to educate students
52. timber / line the highest point of tree growth on a mountain
53. ear / lobe the soft bottom part of the ear
54. out / back remote rural areas, especially in Australia
55. fish / hook a small piece of metal curved into a hook and used to catch fish
56. cook / book a collection of recipes compiled into a book
57. pass / word an arrangement of characters that unlocks a computer system
58. clip / board a small board that holds papers in a clip at the top
59. table / land a wide, high, and flat piece of land
60. ear / drum a tightly stretched membrane in the inner ear

△ O Write the Section 3 spelling words in your notebook.

42



Spelling

Read the list of spelling words together. Discuss unfamiliar words.

Spelling Words for Section 3

<i>birthplace</i>	<i>cookbook</i>	<i>fishhook</i>	<i>outback</i>	<i>textbook</i>
<i>chopstick</i>	<i>eardrum</i>	<i>flashback</i>	<i>overpass</i>	<i>timberline</i>
<i>clipboard</i>	<i>earlobe</i>	<i>homemade</i>	<i>password</i>	<i>volleyball</i>
<i>cockpit</i>	<i>everlasting</i>	<i>lumberjack</i>	<i>tableland</i>	<i>wholesale</i>

Lesson 12

Prepositions

Pages 43–47

Objectives

- Learn Study Words: *preposition*, *object of the preposition*
- Learn to identify prepositional phrases in a sentence
- Learn that objects of the preposition can never be subjects

Board Preparation

- New
 - stepped+box
set+table
house+lawn



Study Words: *preposition*, *object of the preposition*

New

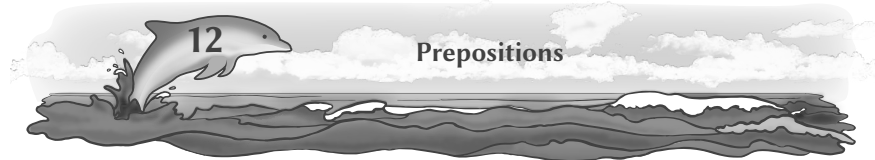
Prepositions

Like conjunctions, prepositions are connecting words. Unlike conjunctions, prepositions do not connect equal parts. Prepositions connect a noun or a pronoun to another word in the sentence. In the example sentence *The toddler climbed up the stairs*, the preposition *up* connects the idea of *climb* with the idea of *stairs*.

Prepositions exist only as part of a phrase. The phrase often begins with the preposition and ends with the noun or pronoun called the object of a preposition.



- Have the class suggest prepositions to connect the words in the three pairs above. Replace the plus sign with a preposition and an adjective or two. See how many prepositions you can find for each pair. Hint: adverb phrases will be easier than adjective phrases!
- 1. Suggestions:
 - stepped *into* the box
 - set *on* the table
 - house *with* the big lawn



Prepositions

preposition: a word that connects a noun or pronoun to another word in a sentence

object of the preposition: the noun or pronoun that follows the preposition and tells *whom* or *what* about the preposition



Prepositions connect nouns or pronouns to other words. Here are the ten most common prepositions: *at*, *by*, *for*, *from*, *with*, *of*, *on*, *to*, *in*, and *about*.

You will be memorizing groups of prepositions over the next several lessons until you know the complete list of prepositions in the Reference Section of your LightUnit.

Prepositions always start a phrase. A prepositional phrase begins with a preposition and ends with a noun or pronoun called the **object of the preposition**. It tells *whom* or *what* about the preposition.

prep object
Michelle lives (in town.)

prep object
Mother cleans (for Mrs. Grimsby.)

Adjectives can come between the preposition and the object of the preposition. These adjectives modify the object of the preposition.

Michelle lives (in a quiet town.)

Mother cleans (for an elderly Mrs. Grimsby.)

Sentences can have more than one prepositional phrase. These phrases can occur beside each other or in separate parts of the sentence.

The man (with Father) lives (in those apartments) (across the street.)

The object of a preposition is never the subject of a sentence.

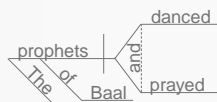
All (of the lambs) survived the cold night.

Some (of the boys) cleaned up the yard.

Prepositional phrases are diagrammed under the words they modify. To diagram prepositional phrases, place the preposition on a slanted line under the word it modifies. Put the object of the preposition on a horizontal line connected to the slanted line. Any adjectives are diagrammed under the object of the preposition.

The prophets (of Baal) danced and prayed.

The girl (with the cast) walked carefully.





Lesson 12

- A** Put parentheses around each prepositional phrase. Underline the object of each preposition.

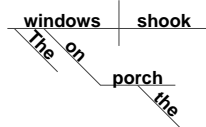
1. The country (of Benin) is flat and forested (by the coast.)
2. Digger barked (at the skunk) (in the garden.)
3. Mrs. Kruse looked (on her desk) (for the letter) (from Jill.)
4. A guide led fifteen (of the tourists) (to the volcano.)
5. Roger went (with me) (to Kentucky.)
6. One (of the clerks) (at the market) placed our new rug (in the car.)

- B** Put parentheses around each prepositional phrase. Underline each subject once and each verb or verb phrase twice.

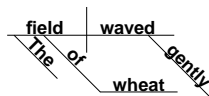
7. All (of our cows) are Holsteins.
8. A group (of camels) is called a caravan.
9. The flock (of geese) rose (from the field.)

- C** Diagram each sentence.

10. The windows on the porch shook.



11. The field of wheat waved gently.



- D** Complete each sentence.

12. A prepositional phrase always begins with a preposition.
13. A noun or pronoun called the object of a preposition always ends a prepositional phrase.
14. The object of a preposition is never the subject of a sentence.

- △ **E** Memorize the first column of prepositions on page 64 of the Reference Section in your LightUnit. Recite them to your teacher.

Review



- List the third-person pronouns. (*he, she, it, they, him, her, them, his, their*)
- All the sentences in a paragraph should talk about the _____. (*same idea*)
- What are the seven coordinating conjunctions? (*for, and, nor, but, or, yet, so*)



Looking Back



F Draw a plus sign (+) above each coordinating conjunction.

15. Rachel and Robert looked for their hamster, but it had escaped.
16. Logan hadn't used the microscope, nor had Ryan.
17. The city raised the levees, yet the flood still came.
18. Sabrina or Stephanie will pick the order up, so please have it ready by noon.

G Underline each verb twice and each subject once. Draw a plus sign (+) above each conjunction.

19. Carter cleaned and plus painted an old tool chest.
20. Edith and Frieda plus cook and plus clean for their grandparents.

H Write a pronoun to replace each underlined antecedent.

21. My dad and I both enjoy our fishing trips to Canada.
22. "James, don't forget your lunch," Mom called.
23. Anne's eyes widened as Brittany told her about the house fire at their neighbors.

I Write the correct word(s) to complete each statement.

24. First-person pronouns are pronouns that show that you are talking about yourself.
25. A second-person pronoun refers to the person you are talking to.

J Put the correct punctuation mark at the end of each sentence. Write the letter for the correct type of sentence.

26. a They will never break this sealed tomb.
27. c There's an angel coming this way!
28. d What's going on?
29. b Peter, go see the empty tomb for yourself.

- | |
|---|
| a. declarative
b. imperative
c. exclamatory
d. interrogative |
|---|



Lesson 12

K Rewrite the sentence to correct the unclear antecedent.

- 30. When the movers dropped the piano on the stepstool, they ruined it.

*Ex: The movers ruined the stepstool when they dropped
a piano on it.*

L Underline each verb or verb phrase twice. Label each verb *av* for *action verb*, *hv* for *helping verb*, or *bv* for *being verb*.

31. Worldwide, nearly 1.4 billion lightning flashes occur^{av} each year.

32. Major wildfires have been started^{hv hv av} by lightning flashes.

33. The firefighter will be^{hv bv} at the station soon.

34. Jesus said^{av}, "I will come^{hv av} and heal^{av} him."

M Underline each subject once and each verb twice. Write the sentence pattern abbreviation for each sentence.

35. s|bv Clouds are almost everywhere on the earth.

36. s|av Water condenses on dust particles in the air.

37. s|av This water then falls as rain.

38. s|bv Areas with the heaviest rainfall are often near mountains.

N Circle the letter of each sentence with correct subject-verb agreement.

39. (a) Storm spotters watch severe weather and report their observations.
b. Storm spotters watches severe weather and reports their observations.

40. (a) Clouds form when warm air rises and condenses.
b. Clouds forms when warm air rise and condense.

O Write *adj* or *adv* to label each underlined word.

41. The thief could not rest easy^{adv} until he confessed what he had done.

42. Lessons on nouns are usually easy^{adj} lessons for sixth graders.



Penmanship

Write a quote from Henry Wadsworth Longfellow.

Lesson 12



P Complete the definition for each term.

43. Adjectives modify nouns or pronouns and answer the questions

which, whose, how many, or what kind

44. Adverbs modify verbs and answer the questions how, when, or

where



Penmanship



Q Using your best handwriting, copy the sentence.

"Music is the universal language of mankind." —Henry Wadsworth Longfellow



Spelling - Pronunciation



R Cut out Section 3 spelling words on page 67.

S Do each exercise.

45. Write each spelling word that has a short *i* sound.

chopstick

cockpit

timberline

clipboard

fishhook

46. Write each spelling word that has a long or a short *a* sound.

birthplace

lumberjack

tableland

everlasting

outback

wholesale

flashback

overpass

homemade

password

T Write the spelling word for each pronunciation.

47. earlobe ir' lōb

50. volleyball vā' lē bōl

48. textbook teks(t)' bŭk

51. eardrum ir' drəm

49. cookbook kūk' bŭk

U Write the Section 3 spelling words in your notebook.

47



Spelling

Spelling Words for Section 3

birthplace

cookbook

fishhook

outback

textbook

chopstick

eardrum

flashback

overpass

timberline

clipboard

earlobe

homemade

password

volleyball

cockpit

everlasting

lumberjack

tableland

wholesale