

Pentime Cursive is designed to provide cursive handwriting skills with a minimum of teacher supervision. However, it is necessary for teachers to watch the students' progress carefully.

We hope students will enjoy learning more about our United States and will be inspired by the color plate on the back cover of the book to try their skills in coloring the pictures.

The poem sheets are designed for students to color and remove, using them as mottos, or putting them in a folder for a keepsake.

The sheet containing the slant lines may be tucked under the pages on the right hand side of the book as a guide to proper slant.

This book is intended to provide necessary writing skills and a few interesting facts about our country.

We sincerely thank all the students who wrote essays for this publication and everyone who helped in any way to make the printing of this workbook possible.

Happy writing!

Pentime Publishers



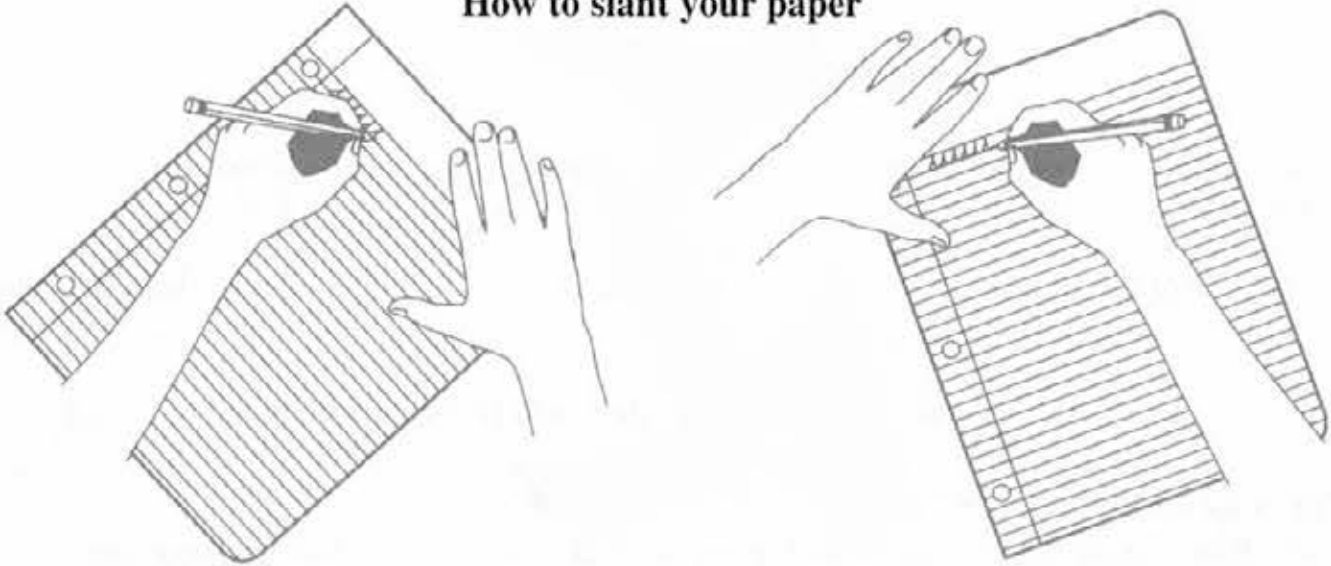
©Pentime Publishers 2000. All rights reserved.
Revised 2001. Reprinted: 2020.

Pentime Publishers
2044 CR 1800 E.
Arthur, IL 61911

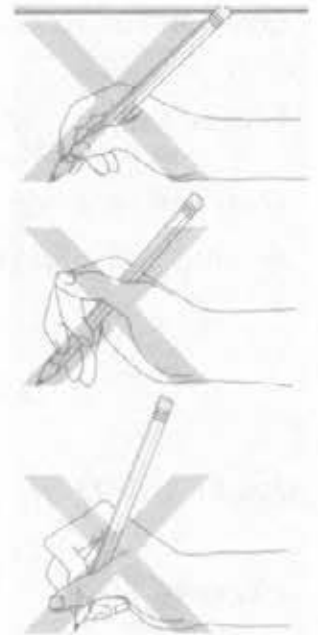
Typeset by: JKL Services • Jeane Lambeth • Arcola, IL 61910

Copyrighted material. May not be reproduced without permission from the publisher.

How to slant your paper



- Place your paper at the same angle as the arm that you use for writing. (see illustrations). Move the page up as the writing nears the bottom of the page.
- If you are left-handed, hold your pencil at least half an inch above the sharpened point. This combined with the correct paper slant will enable you to better see what you are writing.



Pencil Position

- Hold your pencil loosely between your thumb and index finger, letting it rest on your middle finger.
- Do not let your fingers slip down to the sharpened part of the pencil.
- Gripping your pencil too tightly keeps your writing from flowing smoothly.

Body Position

- Sit comfortably back in your seat with both feet flat on the floor and face straight ahead.
- Rest both arms on your desk. Hold your paper with the free hand.
- Your eyes should not be too close to your paper. (10-15 inches from your paper is ideal.)

Letter Group Charts

Cursive writing has three basic strokes - the undercurve, the overcurve and the downcurve, as demonstrated by this form:

u - undercurve

m - overcurve

a - downcurve

Lower case letters are divided into five categories:

Upper Loop Letters: *e l b h k f*

These all start on the baseline with an undercurve line making a loop like a lasso and returning to baseline.

Downcurve Oval Letters: *a d g q o c*

Undercurve: *i u j s r w f t*

These all start on the baseline and curve upward. On some of them you need to retrace.

Overcurve: *m n v y x z*

Lower Loop: *p q j n y z g f*

These with the exception of *p* are all found in other groups. They are all in this group because of the lower loop which drops down below the baseline.

The capital cursive letters are divided into five groups:

Backwards Oval: *O C E A D*

Forward Oval: *P B R*

Upper Loop Letters: *J L I*

Boat Endings: *B I G S T F*

Cane Stem: *H K M N W X U V Y Z*

The "Cane-stem" is the small loop near the top line that begins the capital letter. The stroke resembles a walking cane.

Pentime Cursive

Aa Bb Cc Dd Ee Ff Gg

Hh Ii Jj Kk Ll Mm

Nn Oo Pp Qq Rr Ss Tt

Uu Vv Ww Xx Yy Zz

1 2 3 4 5 6 7 8 9 0

Pentime Manuscript

Aa Bb Cc Dd Ee Ff

Gg Hh Ii Jj Kk Ll Mm

Nn Oo Pp Qq Rr Ss Tt

Uu Vv Ww Xx Yy Zz

1 2 3 4 5 6 7 8 9 0

Name: _____



Ready for Writing? Before you start this lesson, study the page for proper paper, pencil and body position. Now is everything in the proper position? Today we will practice the lowercase UNDERCURVE stroke. This stroke starts at the baseline then curves up to the center line. Trace each stroke 5 times and fill up the line with strokes. Trace and write the words and letters carefully.

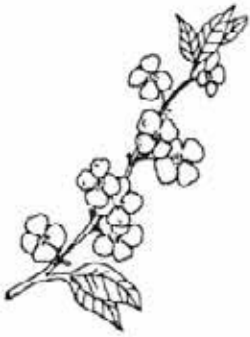
Tracing practice for lowercase letters: i, u, j, s. Each letter is shown twice on a set of three horizontal lines (top, middle, bottom) with numbered arrows indicating the stroke direction.



Tracing practice for lowercase letters: f, w, r, t. Each letter is shown twice on a set of three horizontal lines with numbered arrows indicating the stroke direction.

Tracing practice for words: deer, river, hunted, foxes, otter. Each word is written in cursive on a set of three horizontal lines.


Using your best manuscript writing, print this saying on the lines below.
Be cheerful. Of all the things you wear, your expression is the most important.



Peach Blossom



★ DOVER



Blue Hen Chicken

Delaware's most common animals are deer, mink, otter, rabbits, foxes, and muskrats. Small animals and game birds are hunted in the marshes. Fishing is excellent in the rivers and lakes.

DELAWARE

Delaware is the second smallest state. Most of Delaware is a low, flat plain. Rolling hills and valleys cover the northern tip of the state. More than one-half of Delaware is farmland, and it ranks among the leading states in the raising of broilers.



Population: 666,168


Copy the above paragraph onto the lines below.

Handwriting practice lines consisting of multiple sets of solid top and bottom lines with a dashed midline.

Name: _____



Today we will practice the DOWNCURVE oval letters. To form these, start at the 2:00 position and make a slanted oval, similar to the shape of an egg. Trace each stroke 5 times and make new ones to fill up lines. Trace and practice the rest of the page. Remember to use a nice sharp pencil whenever you do writing. It helps keep your paper neat.



and

diesel

great

of

corn

city

Using your best manuscript writing, print this saying on the lines below.

A face without a smile is like a lantern without a light.



Violet



★ SPRINGFIELD



Cardinal

Illinois leads the United States in the production of soybeans and is also a part of the great midwestern corn belt. Illinois manufactures a large amount of diesel engines and farm machinery.

ILLINOIS

Chicago, the largest city in Illinois, is also the home of the Sears Tower, the world's tallest building. It is 110 stories high! Brookfield Zoo in Chicago is considered one of the finest in the U.S. Abraham Lincoln lived in Springfield, Illinois until he became president, so Illinois is sometimes called the "Land of Lincoln".



Population: 11,430,602

Copy the above paragraph onto the lines below.

Handwriting practice lines consisting of multiple sets of solid top and bottom lines with a dashed midline.



Betsy's Checkpoint	Good	Fair	Poor
Letter Formation			
Letter Size			
Neatness			

Are you ready to be a cowboy? Today we will practice UPPER LOOP LETTERS which is an UNDERCURVE stroke that goes all the way to the top then makes a loop like a lasso and returns to the baseline. Don't make your loops too fat or your calf will slip away! Trace strokes 5 times and practice carefully.

l l l

l l

b b

h h

k k

f f

u u

long

been

herds

markets

frontier

sheep



Using your best manuscript writing, print this saying on the lines below.

Duty makes us do things well, but love makes us do them beautifully.



Blue Bonnet



The Lone Star State

★ AUSTIN



Mocking Bird

The frontier cowboy with his 10-gallon hat has long been a symbol of Texas. Cowboys still ride across the plains driving great herds of cattle. Texas raises more sheep than any other state.

Population: 16,986,510



TEXAS

Texas is the second largest state in the United States. It is more than 220 times as large as Rhode Island, the smallest state. Grapefruit, lemons, and oranges are sent to northern markets by train. They also raise strawberries, apples, peaches, plums, and blackberries.

Copy the above paragraph onto the lines below.

Handwriting practice lines consisting of multiple sets of three horizontal lines (top, middle, bottom) with a dashed midline, intended for copying the text above.