

Pentime Cursive is designed to provide cursive handwriting skills with a minimum of teacher supervision. However, it is necessary for teachers to watch the students' progress carefully.

We hope students will enjoy the essays on wildlife and nature and will be inspired by the color plate on the back cover of the book to try their skills in coloring the pictures.

The poem sheets are designed for students to color and remove, using them as mottos, or putting them in a folder for a keepsake.

The sheet containing the slant lines may be tucked under the pages on the right hand side of the book as a guide to proper slant.

This book is intended to provide necessary writing skills and a new insight on wildlife and nature.

We sincerely thank all the students who wrote essays for this publication and everyone who helped in any way to make the printing of this workbook possible.

Happy writing!
Pentime Publishers



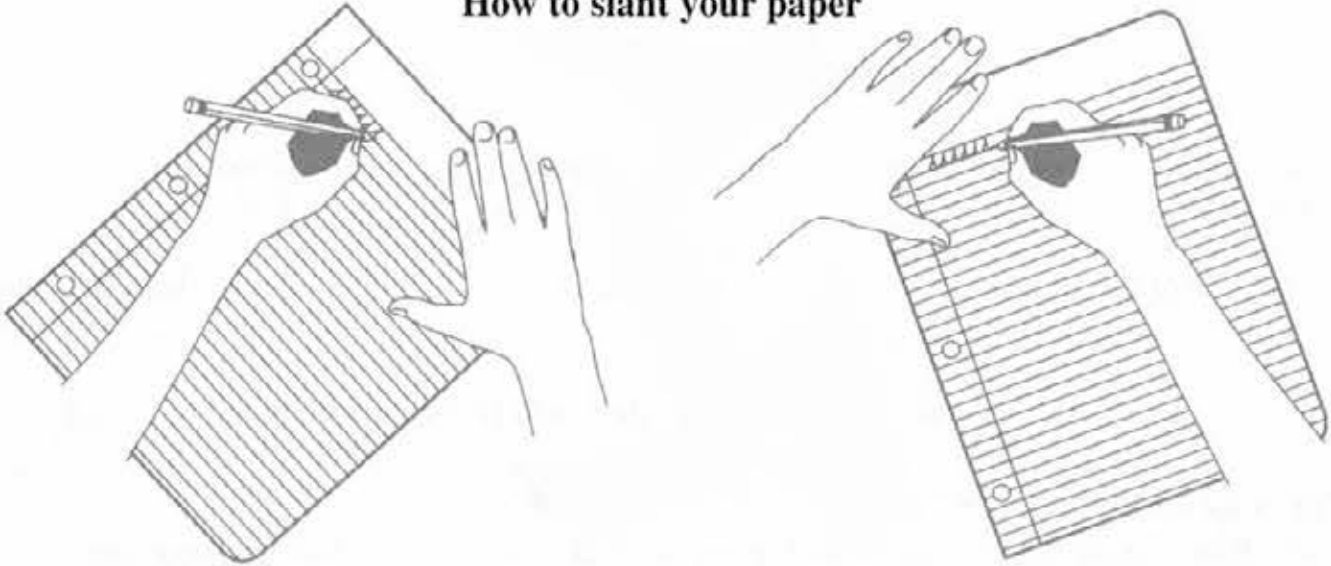
©Pentime Publishers 1999. All rights reserved.
Revised 2001. Reprinted: 2019.

Pentime Publishers
2044 CR 1800 E.
Arthur, IL 61911

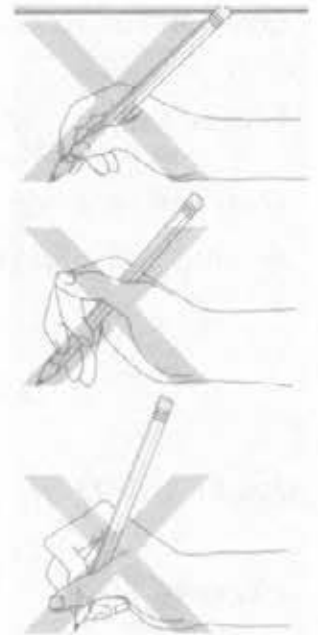
Typeset by: JKL Services • Jeane Lambeth • Arcola, IL 61910

Copyrighted material. May not be reproduced without permission from the publisher.

How to slant your paper



- Place your paper at the same angle as the arm that you use for writing. (see illustrations). Move the page up as the writing nears the bottom of the page.
- If you are left-handed, hold your pencil at least half an inch above the sharpened point. This combined with the correct paper slant will enable you to better see what you are writing.



Pencil Position

- Hold your pencil loosely between your thumb and index finger, letting it rest on your middle finger.
- Do not let your fingers slip down to the sharpened part of the pencil.
- Gripping your pencil too tightly keeps your writing from flowing smoothly.

Body Position

- Sit comfortably back in your seat with both feet flat on the floor and face straight ahead.
- Rest both arms on your desk. Hold your paper with the free hand.
- Your eyes should not be too close to your paper. (10-15 inches from your paper is ideal.)

Letter Group Charts

Cursive writing has three basic strokes - the undercurve, the overcurve and the downcurve, as demonstrated by this form:

u - undercurve

m - overcurve

a - downcurve

Lower case letters are divided into five categories:

Upper Loop Letters: *e l b h k f*

These all start on the baseline with an undercurve line making a loop like a lasso and returning to baseline.

Downcurve Oval Letters: *a d g q o c*

Undercurve: *i u j s r w f t*

These all start on the baseline and curve upward. On some of them you need to retrace.

Overcurve: *m n v y x z*

Lower Loop: *p q j n z g f*

These with the exception of *p* are all found in other groups. They are all in this group because of the lower loop which drops down below the baseline.

The capital cursive letters are divided into five groups:

Backwards Oval: *O C E A D*

Forward Oval: *P B R*

Upper Loop Letters: *J L I*

Boat Endings: *B I G S T F*

Cane Stem: *H K M N W X U V Y Z*

The "Cane-stem" is the small loop near the top line that begins the capital letter. The stroke resembles a walking cane.

Pentime Cursive

Aa Bb Cc Dd Ee Ff Gg

Hh Ii Jj Kk Ll Mm

Nn Oo Pp Qq Rr Ss Tt

Uu Vv Ww Xx Yy Zz

1 2 3 4 5 6 7 8 9 0

Pentime Manuscript

Aa Bb Cc Dd Ee Ff Gg

Hh Ii Jj Kk Ll Mm Nn Oo

Pp Qq Rr Ss Tt Uu Vv

Ww Xx Yy Zz

1 2 3 4 5 6 7 8 9 0

Name: _____



The capital letters in this lesson start from different positions. The *E* and *C* begin with a backward oval and the *H* begins with a basic cane stroke. The *L* begins at the bottom left on the baseline. Practice them carefully.

search

common

considered

lumber

night

during

rabbits

poles

wild

87

E


C

H

L

Using your best manuscript writing, print this saying on the lines below.

Kindness is a language which the deaf can hear and the blind can see.



The Eastern Cottontail is considered to be the most common of all wild rabbits. Cottontails hide under piles of old lumber or low bushes during the day and search for food at night.

EASTERN COTTONTAIL

Widespread east of the Rockies in heavy brush, woods, and fields. This cottontail is grayish brown with a rusty nape and white tops on its feet. It can damage gardens, shrubs, and small trees. Rabbits will often have several litters a year, each with up to seven little ones, thus keeping their numbers in constant renewal.

Copy the above paragraph onto the lines below.

Handwriting practice lines consisting of multiple sets of solid top and bottom lines with a dashed midline.

Name: _____



Three of your letters in this lesson have boat endings. Can you guess which ones? *I* starts at the bottom right and curves up then loops down and swings to the right. Make the top stroke of the *T* first.

blue

brown

head

wings

female

darker

slightly

lays

eggs

3

T

I


B

R

Using your best manuscript writing, print this saying on the lines below.

The truth is not always popular, but it is always right.

Indigo Bunting



The male Indigo Bunting has a blue head and blackish wings and tail. The female is brown with slightly darker wings and paler underparts and lays three bluish-white eggs.

INDIGO BUNTING

The male is blue overall; the female is uniformly dull brown. The pleasing call of this bird (sweet-sweet, chew-chew, sweet-sweet) is often heard from roadsides and trails at the edges of eastern forests and brushlands. It is called Indigo Bunting because of the male's Indigo-blue color. It nests in low bushes or shrubs throughout North and Central America.

Copy the above paragraph onto the lines below.

Handwriting practice lines consisting of multiple sets of three horizontal lines (top, middle, bottom) with a dashed midline for letter height guidance.



Minnie's Checkpoint	Good	Fair	Poor
Letter Formation			
Letter Size			
Neatness			

H and *K* both start with a cane stroke. The *O* and *A* begin with a rolling counter clockwise motion.

Remember to keep your *n* nicely rounded at the top. Be careful with double *ll*'s.

insect

worker

miles

pound

honey

hive

produce

season

bees

6

H

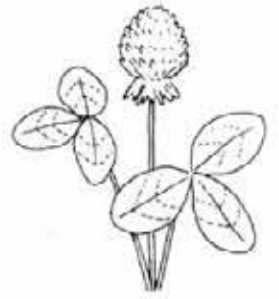
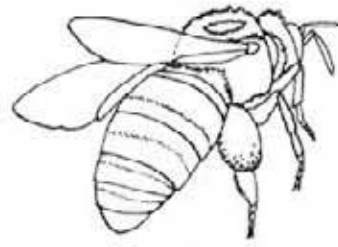
K

O

A

Using your best manuscript writing, print this saying on the lines below.

A wise man thinks twice, before he speaks once.



Honeybees are the only food-producing insect. A worker bee lives about six weeks and may fly 13,000 miles to make one pound of honey. One hive can produce 200 pounds of honey in a good season.

HONEY BEE

Some people are allergic to the sting of this popular insect. It is not a native. Settlers brought these bees from Europe in the 1600's for the honey they produce. They have a complex social behavior with castes. Watch for wild bee-trees, and for bright yellow pollen baskets on bee's hindlegs.

Copy the above paragraph onto the lines below.

Handwriting practice lines consisting of multiple sets of solid top and bottom lines with a dashed midline.