

Pentime Cursive is designed to provide cursive handwriting skills with a minimum of teacher supervision. However, it is necessary for teachers to watch the students' progress carefully.

We hope students will enjoy the essays on wildlife and nature and will be inspired by the color plate on the back cover of the book to try their skills in coloring the pictures.

The poem sheets are designed for students to color and remove, using them as mottos, or putting them in a folder for a keepsake.

The sheet containing the slant lines may be tucked under the pages on the right hand side of the book as a guide to proper slant.

This book is intended to provide necessary writing skills and a new insight on wildlife and nature.

We sincerely thank all the students who wrote essays for this publication and everyone who helped in any way to make the printing of this workbook possible.

Happy writing!
Pentime Publishers



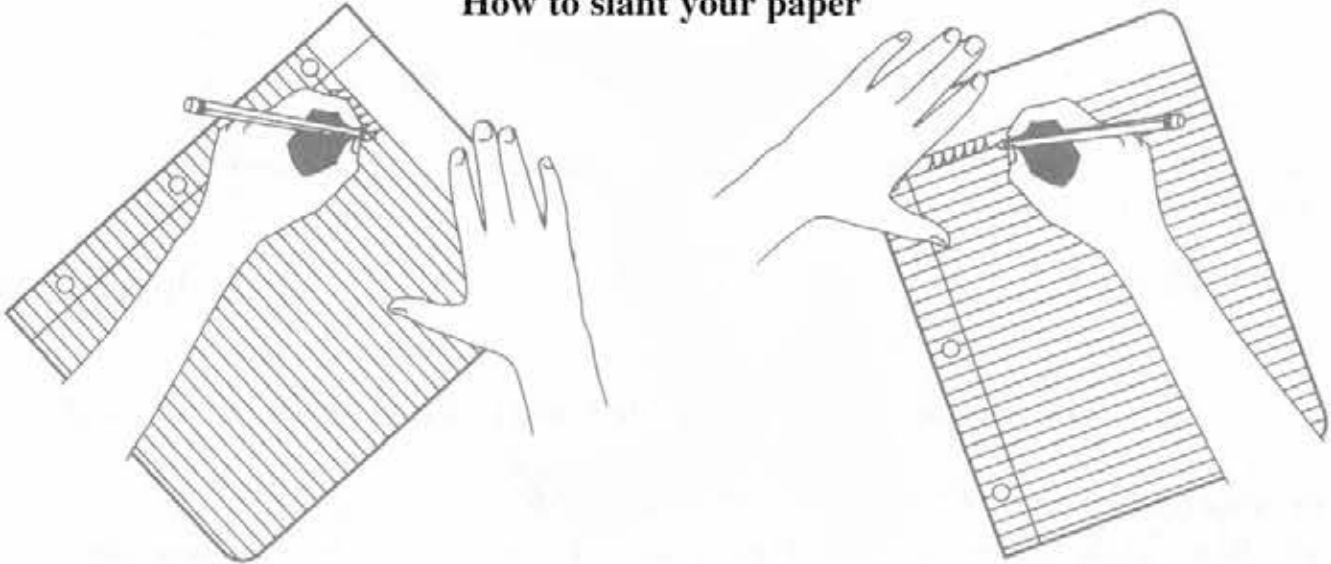
©Pentime Publishers 1999. All rights reserved.
Revised 2001. Revised 2009. Reprinted: 2019.

Pentime Publishers
2044 CR 1800 E.
Arthur, IL 61911

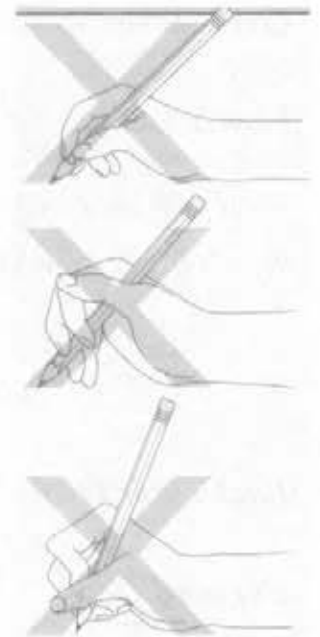
Typeset by: JKL Services • Jeane Lambeth • Arcola, IL 61910

Copyrighted material. May not be reproduced without permission from the publisher.

How to slant your paper



- Place your paper at the same angle as the arm that you use for writing. (see illustrations). Move the page up as the writing nears the bottom of the page.
- If you are left-handed, hold your pencil at least half an inch above the sharpened point. This combined with the correct paper slant will enable you to better see what you are writing.



Pencil Position

- Hold your pencil loosely between your thumb and index finger, letting it rest on your middle finger.
- Do not let your fingers slip down to the sharpened part of the pencil.
- Gripping your pencil too tightly keeps your writing from flowing smoothly.

Body Position

- Sit comfortably back in your seat with both feet flat on the floor and face straight ahead.
- Rest both arms on your desk. Hold your paper with the free hand.
- Your eyes should not be too close to your paper. (10-15 inches from your paper is ideal.)

Letter Group Charts

Cursive writing has three basic strokes - the undercurve, the overcurve and the downcurve, as demonstrated by this form:

u - undercurve

n - overcurve

a - downcurve

Lower case letters are divided into five categories:

Upper Loop Letters: *e l b h k f*

These all start on the baseline with an undercurve line making a loop like a lasso and returning to baseline.

Downcurve Oval Letters: *a d g q o c*

Undercurve: *i u j s r w f t*

These all start on the baseline and curve upward. On some of them you need to retrace.

Overcurve: *m n v y x z*

Lower Loop: *p q j y z g f*

These with the exception of *p* are all found in other groups. They are all in this group because of the lower loop which drops down below the baseline.

The capital cursive letters are divided into five groups:

Backwards Oval: *O C E A D*

Forward Oval: *P B R*

Upper Loop Letters: *J L I*

Boat Endings: *B I G S T F*

Cane Stem: *H K M N W X U V Y Z*

The "Cane-stem" is the small loop near the top line that begins the capital letter. The stroke resembles a walking cane.



Pentime Cursive

A a B b C c D d E e F f G g

H h I i J j K k L l M m

N n O o P p Q q R r S s T t

U u V v W w X x Y y Z z

1 2 3 4 5 6 7 8 9 0



Pentime Manuscript

A a B b C c D d E e F f G g

H h I i J j K k L l M m N n O o

P p Q q R r S s T t U u V v

W w X x Y y Z z

1 2 3 4 5 6 7 8 9 0

Name: _____



After a long vacation our handwriting usually needs improvement...so here's a good way to start. The words and letters on each page are your models. Write them carefully, as nearly like the model as possible.

wild

Lynx

northern

Europe

valuable

lives

beautiful

silky

fur

quite

consists

mostly


parts

The following sentence contains all the letters of the alphabet. We will practice writing it on various lessons in this book.

This will easily show you which letters, if any, are trouble-makers for you. Copy it carefully into the pencil below.

Zebias and foxes were created by God to walk, jump, and hide very quickly.





A Lynx is a wild animal of the cat family. It is 38-40 inches long with a 4 inch tail. It lives in the northern parts of Europe, Asia, and North America. A Lynx's fur is long and silky with a grayish-brown color. Its beautiful fur used to be quite valuable. Its diet consists mostly of rats and other small animals.

LYNX

A bob-tailed cat of the northern woods. The Lynx has long ear tufts, a facial ruff, and a black tail tip. Its huge wide paws help it walk over snow as it chases Showshoe Hares, rodents, and birds. It weighs up to 30 pounds and sports long, soft, grayish buff fur, which is mottled with brown. It is rarely seen but widespread in forests of Alaska, Canada, and the northern U.S.

Copy the above paragraph onto the lines below.

Handwriting practice lines consisting of multiple sets of three horizontal lines (top, middle, bottom) for copying the text.

Name: _____



Have you read the page in front that shows you how to slant your paper, hold your pencil, and the posture you should use? Study it carefully for tips on doing your writing neatly and efficiently. Then practice the words below.

Pheasant

countries

fowl

barnyard

related

roost

herbs

eggs

berries

brilliant

Their

group

colored

usually


X

Y

Using your best manuscript writing, print this saying on the lines below.

Some people itch for what they want when they should be scratching for it.

Ring-Necked Pheasant



The Ring-necked Pheasant is one of a group of large birds related to the barnyard fowl, brilliant-colored and long-tailed. They roost in trees and feed on berries, seeds, herbs and worms. Their eggs are olive brown, usually ten to twelve per hatch. These tasty game birds have been introduced to many countries in the world.

RING-NECKED PHEASANT

A magnificent gamebird, originally introduced into the U.S. from China. The male is a rainbow of iridescent colors, especially on the head, which is greenish with a patch of bare red skin around the eye. (Some males lack the white neck-ring.) The female is warm brown with dark mottling. They may be found in prairies, brushy areas, and fertile croplands.

Copy the above paragraph onto the lines below.

Handwriting practice lines consisting of multiple sets of solid top and bottom lines with a dashed midline.



| Progress Report | Good | Fair | Poor | Work on: |
|-----------------|------|------|------|----------|
| Slant | | | | |
| Spacing | | | | |
| Neatness | | | | |
| | | | | |



Are you remembering to use proper alignment? Are your letters touching top and bottom lines the way they should? Practice carefully.

Sunflower

song

Common

waste

edible

important

Kansas

yellow

game

stout

food

prairies

produces

nutritious

D

K

Using your best manuscript writing, print this saying on the lines below.

It is blessed to live, but greater to die if we follow the path that leads to the sky.



The Common Sunflower is the Kansas state flower. Its stout, hairy stem may grow 12 feet tall. It grows in fields, prairies, and waste places. It blooms from June through October. The brown center of this yellow sunflower produces edible seeds. The seeds are nutritious and are an important food for song birds and game birds.

COMMON SUNFLOWER

The Common Sunflower may grow as tall as 12 feet (but is usually shorter). It has a large brown disk surrounded by yellow petals (rays). The flower-heads are from three to 10 inches wide. The leaves are oval to heart-shaped, toothed and covered with stiff hairs. In some areas Sunflowers are grown for the seeds, which contain a valuable oil.

Copy the above paragraph onto the lines below.

Handwriting practice lines consisting of multiple sets of solid top and bottom lines with a dashed midline.