

Contents

Lesson 1: Electric <i>E</i>	1
Lesson 2: Electric <i>E</i> Syllable	11
Lesson 3: Electric <i>E</i> With Blends	19
Lesson 4: Electric <i>E</i> With Plurals	29
Lesson 5: Electric <i>E</i> With Detached Syllables	39
Lesson 6: Electric <i>E</i> in Two-Syllable Words	49
Lesson 7: Suffixes: <i>-en, -ful, -ish, -less, -ment</i>	59
Lesson 8: Contractions	69
Lesson 9: <i>LE</i> Syllables	79
Lesson 10: <i>LE</i> With Open Syllables	89
Lesson 11: <i>LE</i> With Double Consonants	99
Lesson 12: Vowel Team <i>ai</i>	109
Lesson 13: Vowel Team <i>ay</i>	119
Lesson 14: Vowel Team <i>ea</i>	129
Lesson 15: Vowel Team <i>ee</i>	139
Lesson 16: Vowel Team <i>oa</i>	149
Lesson 17: Vowel Team <i>oe</i>	159
Lesson 18: Homophones	169
Lesson 19: Digraph <i>ph</i>	179
Lesson 20: Open Prefixes <i>be-, de-, pre-, pro-, re-</i>	189
Lesson 21: Homophones	199
Lesson 22: Bossy R: <i>-er</i>	209
Lesson 23: Bossy R: <i>-ir</i>	219
Lesson 24: Bossy R: <i>-ur</i>	229

Lesson 1: Electric E

Read the words:

name	mete	kite	mote	mute
fane	fete	bike	rove	fuse
hate	lete	bite	doze	muse
tate	vepe	pipe	wove	cube
gape	sefe	lite	dote	fume

Read the sentences:

Dane saves big boxes.
Rose will bake a white cake.
Name the game for Dave.
What state is he in?
I like the tame cat.
He will doze near the pipe.
Do you ride a bike?
The wave will make the crane wet.

Red word sentences:

Aunt Rose will swim in the lake.
I like to spend time with my aunt.

Read the story:

Fishing at the Lake


Dave and Nate go to the lake. Dave has a fishing pole. Nate has a fishing pole. They hope the fish want the crickets they have in a bucket.

Dave and Nate prop their poles by the lake. The lines with crickets on them hang into the water where fish swim past. Dave begins to doze.

Nate's pole begins to bob as a fish bites the cricket. Nate stands up and grabs his pole. He brings in a big, fat fish.

Will Dave get a fish too? Fishing at the lake is a lot of fun.

Draw a picture:



Place paper on textured surface. Write the red word with a red crayon. Trace over it 3 times.

Copy the red word 3 times.

<hr/> <hr/> <hr/>	<hr/> <hr/> <hr/>
<hr/> <hr/> <hr/>	

Cover your paper and write the red word in pencil without looking at the word.

Write the sentence and underline the red word.

1. _____
2. _____

Write the word:

Analyze the word.

Syllables ____ Vowels ____

Sounds ____ Letters ____

Syllables ____ Vowels ____

Sounds ____ Letters ____

Syllables ____ Vowels ____

Sounds ____ Letters ____

Syllables ____ Vowels ____

Sounds ____ Letters ____

Syllables ____ Vowels ____

Sounds ____ Letters ____

Syllables ____ Vowels ____

Sounds ____ Letters ____

Syllables ____ Vowels ____

Sounds ____ Letters ____

Syllables ____ Vowels ____

Sounds ____ Letters ____

Syllables ____ Vowels ____

Sounds ____ Letters ____

Divide the word into syllables. Label each syllable type and then read the word.

contest	pronto
minus	stucco
district	robot
quintet	punish



Electric



hop

hop

tim

tim

dim

dim

mad

mad

fat

fat

rat

rat

rod

rod

cap

cap

fin

fin









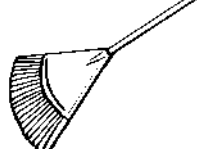
can

can



Electric



<p>cat</p>  <p><input type="checkbox"/> yes <input type="checkbox"/> no</p> <p>_____</p> <p>_____</p> <p>_____</p>	<p>cak</p>  <p><input type="checkbox"/> yes <input type="checkbox"/> no</p> <p>_____</p> <p>_____</p> <p>_____</p>	<p>bag</p>  <p><input type="checkbox"/> yes <input type="checkbox"/> no</p> <p>_____</p> <p>_____</p> <p>_____</p>
<p>hat</p>  <p><input type="checkbox"/> yes <input type="checkbox"/> no</p> <p>_____</p> <p>_____</p> <p>_____</p>	<p>bik</p>  <p><input type="checkbox"/> yes <input type="checkbox"/> no</p> <p>_____</p> <p>_____</p> <p>_____</p>	<p>bug</p>  <p><input type="checkbox"/> yes <input type="checkbox"/> no</p> <p>_____</p> <p>_____</p> <p>_____</p>
<p>ros</p>  <p><input type="checkbox"/> yes <input type="checkbox"/> no</p> <p>_____</p> <p>_____</p> <p>_____</p>	<p>pot</p>  <p><input type="checkbox"/> yes <input type="checkbox"/> no</p> <p>_____</p> <p>_____</p> <p>_____</p>	<p>rak</p>  <p><input type="checkbox"/> yes <input type="checkbox"/> no</p> <p>_____</p> <p>_____</p> <p>_____</p>

Lesson 2: Electric E Syllable

Read words:

fame	mete	bite	tote	cube
wane	fete	Mike	dove	June
late	theme	fire	poke	rude
safe	Pete	wipe	woke	yule
base	Zeke	dire	mote	jute

Read the sentences:

Why was a wire on the tire?
Use the rope to lift the cube.
June will mute the tune.
The mule has a cute nose.
She will hire Zane.
The fumes from the fire are strong.
Do you have a fuse to use?
Jake woke up safe in his bed.

Red word sentences:

The woman is standing in the fog.
That woman has nine cats.

Read the story:

Hot Dog Fun


June is at home. Mother is at home too. June helps Mother find sticks. They will use sticks to make a fire. Mother makes the fire by the pond.

June gets hot dogs, buns, and ketchup from the kitchen.

Mother pokes a hot dog onto a long stick. June holds the hot dog on a stick by the fire. When it is done, June fixes the hot dog with ketchup in a bun.

June takes a big bite. She grins and wipes the ketchup from her chin. It was fun to have a fire and hot dogs.

Draw a picture:



Place paper on textured surface. Write the red word with a red crayon. Trace over it 3 times.

Copy the red word 3 times.

<hr/> <hr/> <hr/>	<hr/> <hr/> <hr/>
<hr/> <hr/> <hr/>	

Cover your paper and write the red word in pencil without looking at the word.

Write the sentence and underline the red word.

1. _____
2. _____

Write the word:

Handwriting practice lines consisting of 10 sets of three horizontal lines (top, middle dashed, bottom) for writing words.

Analyze the word.

Syllables ____ Vowels ____

Sounds ____ Letters ____

Syllables ____ Vowels ____

Sounds ____ Letters ____

Syllables ____ Vowels ____

Sounds ____ Letters ____

Syllables ____ Vowels ____

Sounds ____ Letters ____

Syllables ____ Vowels ____

Sounds ____ Letters ____

Syllables ____ Vowels ____

Sounds ____ Letters ____

Syllables ____ Vowels ____

Sounds ____ Letters ____

Syllables ____ Vowels ____

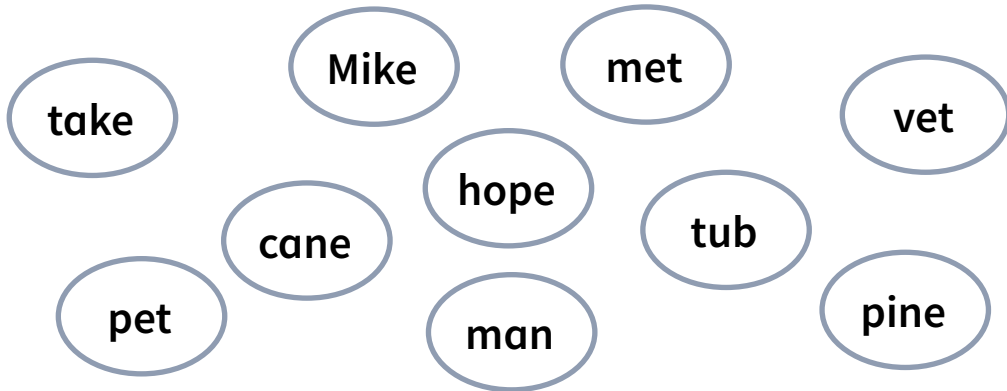
Sounds ____ Letters ____

Syllables ____ Vowels ____

Sounds ____ Letters ____

Electric E

ELECTRIC or
NOT?



Electric e



Not



Electric



yes

no

dog



yes

no

cak



yes

no


kit



yes

no

bug



yes

no

bik



yes

no

hat



yes

no

wav



yes

no

ros



Lesson 3: Electric E With Blends

Read the words:

state	skate	stripe	stone	grape
flake	trade	plate	flame	grade
prune	spine	brave	graze	smile
Steve	glide	snake	spoke	throne
rose	these	fuse	wise	chose

Read the sentences:

Do not shake the plate.

A snake glides on the stone.

Who can make Kate smile?

The king sat on his white throne.

Flames will rise from the fire.

Mike spoke to the man who drove the crane.

Scrape the mess off the stove.

Steve chose a milkshake for lunch.

Red word sentences:

Two women sat on a bench.

Five women made lunch.

Read the story:


Picking Grapes

Luke and Steve went to pick grapes. The grapes were on a hill. There were stones on the hillside. Luke and Steve stuck the grapes in a basket.

A snake slid in the stones. The snake had a red stripe on its back. Luke and Steve were brave. They hit the snake with a big stone. The snake went back to its hole.

Luke and Steve went on picking grapes. When the sun began to set, they went home. Mother will use the grapes to make jam.

Draw a picture:



Place paper on textured surface. Write the red word with a red crayon. Trace over it 3 times.

Copy the red word 3 times.

<hr/> <hr/> <hr/>	<hr/> <hr/> <hr/>
<hr/> <hr/> <hr/>	

Cover your paper and write the red word in pencil without looking at the word.

Write the sentence and underline the red word.

1. _____
2. _____

Write the word:

Handwriting practice lines consisting of solid top and bottom lines with a dashed midline. There are 10 sets of these lines provided for writing words.

Analyze the word.

Syllables ____ Vowels ____

Sounds ____ Letters ____

Syllables ____ Vowels ____

Sounds ____ Letters ____

Syllables ____ Vowels ____

Sounds ____ Letters ____

Syllables ____ Vowels ____

Sounds ____ Letters ____

Syllables ____ Vowels ____

Sounds ____ Letters ____

Syllables ____ Vowels ____

Sounds ____ Letters ____

Syllables ____ Vowels ____

Sounds ____ Letters ____

Syllables ____ Vowels ____

Sounds ____ Letters ____


Syllables ____ Vowels ____

Sounds ____ Letters ____

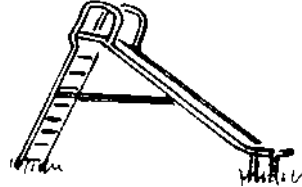
Divide the word into syllables. Label each syllable type and then read the word.

feline	humane
bedtime	behave
debate	cascade
mistake	locate

Electric e With Blends



g te




s l de



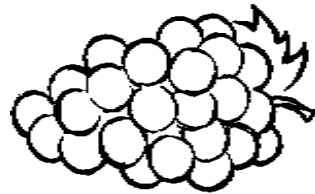
g l be



p l ne



r pe



g r pe



v se




s m le



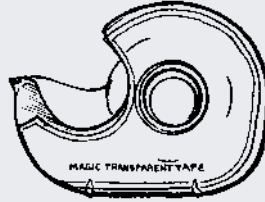
Electric



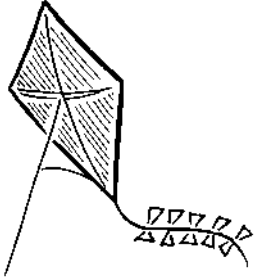
With Blends




cat
cate




tap
tape



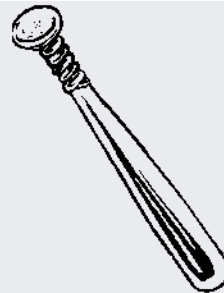
kit
kite




cak
cake



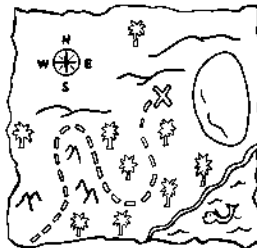
man
mane



bat
bate




mad
made



map
mape



hat
hate



plan
plane

Lesson 4: Electric E With Plurals

Read the words:

hit	came	Tim	got	bone
slit	spine	bats	flame	quite
dine	glad	Jane	Shane	rat
blaze	tips	brave	nose	plates
choke	Blake	flip	fat	stripe

Read the sentences:

Tim did not have time to come.

The kit has two kites inside.

What rate did the rat run?

The top will spin on the spine.

Blake quit when it was not quite time.

I will make stripes on the strip.

Did Jan get the scales for Jane?

Plan the plane trip in the spring.

Red word sentences:

Jake will buy a snake at the pet shop.

What will you buy for Mother?

Read the story:

A Gift for Blake

Jade is a kind woman who is shopping for a gift. The gift is for Blake.

Jade finds many things. She finds a white and red top. She finds bats, balls, bikes, and globes. What should Jade get for Blake?

Jade spins the white and red top. The top spins fast and long. Jade buys the top for Blake. She gets a bag for the top and gives the gift to Blake.

Blake likes the top a lot. He grins while he spins the top.

Draw a picture:



Place paper on textured surface. Write the red word with a red crayon. Trace over it 3 times.

Copy the red word 3 times.

<hr/> <hr/> <hr/>	<hr/> <hr/> <hr/>
<hr/> <hr/> <hr/>	

Cover your paper and write the red word in pencil without looking at the word.

Write the sentence and underline the red word.

1. _____
2. _____

Write the word:

Handwriting practice lines consisting of 10 sets of three horizontal lines (top, middle dashed, bottom) for writing words.

Analyze the word.

Syllables ____ Vowels ____

Sounds ____ Letters ____

Syllables ____ Vowels ____

Sounds ____ Letters ____

Syllables ____ Vowels ____

Sounds ____ Letters ____

Syllables ____ Vowels ____

Sounds ____ Letters ____

Syllables ____ Vowels ____

Sounds ____ Letters ____

Syllables ____ Vowels ____

Sounds ____ Letters ____

Syllables ____ Vowels ____

Sounds ____ Letters ____

Syllables ____ Vowels ____

Sounds ____ Letters ____



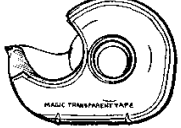


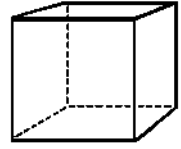


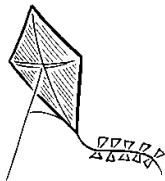



Syllables ____ Vowels ____

Sounds ____ Letters ____

Divide the word into syllables. Label each syllable type and then read the word.

tadpole	Venus
complex	confiscate
mattress	calculate
document	entrust

Electric With Plurals

cubes	notes	tapes
rakes	homes	cakes
hives	tubes	bikes
times	bones	kites

Electric E With

Lesson 5: Detached Syllables

Read the words:

con	crete	in	flate
dis	like	in	hale
rep	tile	um	pire
ex	plode	mis	take
un	safe	in	vade

Read the sentences:

The ants will invade the kitchen.
The class will include all the women.
Did you invite Pete to come?
Do not inhale the smoke.
Nate will inflate the tube.
Miss Beth inspires me to do my best.
The concrete is not white.
Wilson had a fun costume.

Red word sentences:

We will build a shed with the blocks.
Build a hutch for your rabbit.

Read the story:

A Bed for Caleb


Dad wants to buy things to make a bed for Caleb. His list includes many things.

Dad invites Caleb to help make the bed. Caleb does not refuse to help. The bed they make is a bunk bed. Caleb will use the top bed. Who will use the other bed?

When the bunk bed is complete, Mom makes a blanket for the bed. The blanket is big and soft. It is red and white.

Caleb likes his bed. He says, “Thank you, Dad, for the bunk bed. Thank you, Mom, for the blanket.”

Draw a picture:



Place paper on textured surface. Write the red word with a red crayon. Trace over it 3 times.

Copy the red word 3 times.

<hr/> <hr/> <hr/>	<hr/> <hr/> <hr/>
<hr/> <hr/> <hr/>	

Cover your paper and write the red word in pencil without looking at the word.

Write the sentence and underline the red word.

1. _____
2. _____

Write the word:

Handwriting practice lines consisting of 10 sets of three horizontal lines (top, dashed middle, bottom) for writing words.







Analyze the word.

Analysis boxes for 10 words. Each box contains two rows of text: "Syllables ____ Vowels ____" and "Sounds ____ Letters ____".

Divide the word into syllables. Label each syllable type and then read the word.

capstone	inspect
sonic	transcript
cuspid	inscribe
unmade	pembroke

Electric With Detached Syllables

	es	cape	rep	tile
	con	fuse	pan	cake
	suit	case		cup
	um	pire		cake
	con	crete		
	sun	rise	ex	plode

derived from Getty Images: umpire, turtle

Electric *E* in Two-

Lesson 6: Syllable Words

Read the words:

basement	classmate	pancake	cupcake
inside	invite	homesick	gatepost
compute	costume	invade	baseball
unsafe	homemade	frostbite	wildlife
fireman	intake	bagpipe	concrete

Read the sentences:

Ty will toss the baseball in the basement.

The cupcake was pink and white.

It was unsafe to go inside.

Hang the rope on the gatepost.

My classmate is homesick.

Invite the fireman to lunch.

The wildlife came close to the campfire.

The pancake is homemade by Mom.

Red word sentences:

We were too busy to stop and have lunch.

The busy bees were buzzing beside the hive.

Read the story:


Owen and His Classmates

It was time for lunch. Mom made lunch for Owen and his classmates. She gave them whitefish sandwiches. When the sandwiches were gone, they had milkshakes and cupcakes. The cupcakes had gumdrops on top.

Next, they all went to the sandbox. At the sandbox they made a pile of sand. They dug a hole in the sand. They drove dump trucks in the sand.

When it was time for his classmates to go home, Owen got a rake. He made the entire pile of sand flat.

Draw a picture:



Place paper on textured surface. Write the red word with a red crayon. Trace over it 3 times.

Copy the red word 3 times.

<hr/> <hr/> <hr/>	<hr/> <hr/> <hr/>
<hr/> <hr/> <hr/>	

Cover your paper and write the red word in pencil without looking at the word.

Write the sentence and underline the red word.

1. _____
2. _____

Write the word:

Handwriting practice lines for writing words. Each row consists of a solid top line, a dashed middle line, and a solid bottom line.

Analyze the word.

Syllables ____ Vowels ____

Sounds ____ Letters ____

Syllables ____ Vowels ____

Sounds ____ Letters ____

Syllables ____ Vowels ____

Sounds ____ Letters ____

Syllables ____ Vowels ____

Sounds ____ Letters ____

Syllables ____ Vowels ____

Sounds ____ Letters ____

Syllables ____ Vowels ____

Sounds ____ Letters ____

Syllables ____ Vowels ____

Sounds ____ Letters ____

Syllables ____ Vowels ____

Sounds ____ Letters ____

Syllables ____ Vowels ____


Sounds ____ Letters ____

Divide the word into syllables. Label each syllable type and then read the word.

costume	primrose
lifetime	grapevine
caveman	fireman
cakepan	beside

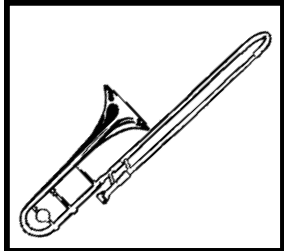
Electric in Two-Syllable Words

derived from Getty Images: trombone, umpire



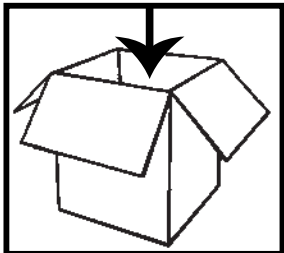
ex

plode



trom

bone



in

side



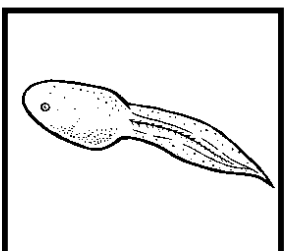
um

pire



cup

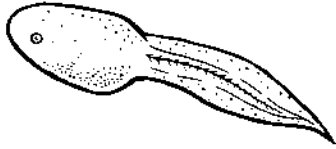
cake




tad

pole


Electric in Two-Syllable Words



	pole
--	-------------



rep	
------------	--



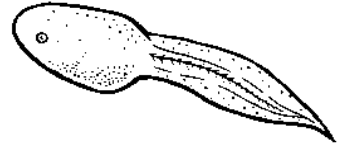
sun	
------------	--



um	
-----------	--



	cake
--	-------------



	pole
--	-------------



camp	
-------------	--



	plode
--	--------------



base	
-------------	--

cup	shine	ball
pire	fire	ex
tad	tad	tile

Suffixes: *-en, -ful,* Lesson 7: *-ish, -less, -ment*

Read the words:

sicken	pinkish	hatful	statement	nameless
silken	childish	helpful	pavement	spotless
golden	blockish	glassful	encampment	backless
thicken	selfish	bashful	casement	useless
waxen	blimpish	cupful	shipment	homeless

Read the sentences:

He was careful with the glasses.

The white dress was spotless.

The fog will thicken late in the day.

Shane was a helpful student.

They had a restful time.

The sky has a pinkish tint.

Do not sit on the wet pavement.

Zane gave the hen a handful of bugs.

Red word sentences:

Half of the class was doing math.

You take one half of the cake, and I will take the rest.