

Contents

Lesson 1: Beginning Blends: <i>l</i>	1
Lesson 2: Beginning Blends: <i>r</i>	9
Lesson 3: Beginning Blends: <i>s</i>	17
Lesson 4: Suffix <i>-s</i> ; Plurals	25
Lesson 5: Floss Rule	33
Lesson 6: Umpire Sounds	41
Lesson 7: Chinese Brothers.	49
Lesson 8: Piggy Bank Sounds	57
Lesson 9: Open and Closed Syllables	65
Lesson 10: Multisyllabic Words: Compound Words.	73
Lesson 11: Multisyllabic Words: Detached Syllables.	81
Lesson 12: Beginning Three-Letter Consonant Blends	89
Lesson 13: <i>Y</i> as a Vowel	99
Lesson 14: Suffix <i>-ing</i>	109
Lesson 15: Suffix <i>-es</i>	119
Lesson 16: Ending Blends: <i>l</i>	129
Lesson 17: Ending Blends: <i>t</i>	139
Lesson 18: Ending Blends.	149
Lesson 19: Syllables and Blends	159
Lesson 20: Silent Soldier <i>T</i>	169
Lesson 21: Closed Prefixes: <i>dis-</i> , <i>non-</i> , <i>un-</i>	179
Lesson 22: Closed Prefixes: <i>mid-</i> , <i>mis-</i> , <i>sub-</i>	189
Lesson 23: Kind Old Sounds	199

Lesson 1: Beginning Blends: -l

Read the words:

black	clap	flat	glad	plan	slam
bled	clef	flex	Glen	pled	sled
blip	clip	flip	glib	plick	slip
blob	clock	flop	glob	plod	slop
blush	cluck	flub	glug	plug	slum

Read the sentences:

Thad did not slip on the slop.

Slip the black clip on the dog.

Glen can clap if you win.

Fix the flat with a plug.

The plan is to flop on the sled.

Jim was glad to pick a plum.

Red word sentences:

Do they have a plan?

They are at the back of the shop.

Read the story:

Where is Glen?

Dad said, "Where is Glen? I want Glen to plug in the clock."

Is Glen in bed? Glen is not in bed.

Is Glen at the shop? Glen is not at the shop.


Is Glen in the big, big box? Yes, Glen is in the box.

Dad said, "Can you plug in the clock?"

Glen said, "I can plug it in for you."

Dad is glad.

Draw a picture:



Place paper on textured surface. Write the red word with a red crayon. Trace over it 3 times.

Copy the red word 3 times.

<hr/> <hr/> <hr/>	<hr/> <hr/> <hr/>
<hr/> <hr/> <hr/>	

Cover your paper and write the red word in pencil without looking at the word.

Write the sentence and underline the red word.

1. _____
2. _____

Write the word.

Analyze the word.

Syllables ____ Vowels ____

Sounds ____ Letters ____

Syllables ____ Vowels ____

Sounds ____ Letters ____

Syllables ____ Vowels ____

Sounds ____ Letters ____

Syllables ____ Vowels ____

Sounds ____ Letters ____

Syllables ____ Vowels ____

Sounds ____ Letters ____

Syllables ____ Vowels ____

Sounds ____ Letters ____

Syllables ____ Vowels ____

Sounds ____ Letters ____

Syllables ____ Vowels ____

Sounds ____ Letters ____





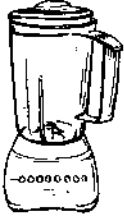




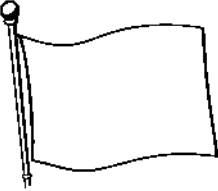


Syllables ____ Vowels ____

Sounds ____ Letters ____

Beginning Blends: /









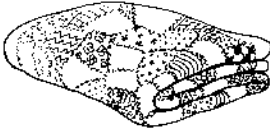



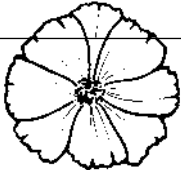

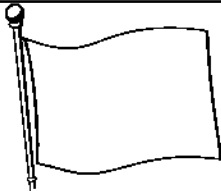



derived from Getty Images: floss, sliding board

	<input type="text"/>		<input type="text"/>		<input type="text"/>
	<input type="text"/>		<input type="text"/>		<input type="text"/>
	<input type="text"/>		<input type="text"/>		<input type="text"/>
	<input type="text"/>		<input type="text"/>		<input type="text"/>

fl	bl	sl	fl	pl	cl
gl	cl	pl	gl	fl	sl

Beginning Blends: /



 _____	 _____	 _____	 _____
 _____	 _____	 _____	 _____
 _____	 _____	 _____	 _____
 _____	 _____	 _____	 _____



Copyrighted material. May not be reproduced without permission from the publisher.

Lesson 2: Beginning Blends: r

Read words:

brag	crash	drag	frap	grab	pram	trap
bren	crep	drep	Fred	gresh	prev	treck
brick	crib	drip	frit	grin	prim	trip
broth	crod	drop	frog	grog	prom	trod
brush	crub	drum	frud	grub	prush	truck

Read the sentences:

Fred has a crab in a trap.

The brick did crash on the deck.

Greg had fun with his truck on the trip.

The cat can drag the tin trap.

Grab the frog from the crib.

Brad did pick up his drum.

Red word sentences:

With whom do you live?

To whom did you give the box?

Read the story:

The Frog Trap


Fred can trot to the shop. Fran can trot with him. They want to get a trap. The trap is for a frog.

Fran got the trap. Fred did drag it to the brush. They set the trap for a frog.

A frog got in the trap. The trap did crash shut.

Fred did grab the frog and drop it in a sack. Fran does grin at the frog in the sack. They have fun with the pet frog.

Draw a picture:



Place paper on textured surface. Write the red word with a red crayon. Trace over it 3 times.

Copy the red word 3 times.

<hr/> <hr/> <hr/>	<hr/> <hr/> <hr/>
<hr/> <hr/> <hr/>	

Cover your paper and write the red word in pencil without looking at the word.

Write the sentence and underline the red word.

1. _____
2. _____

Write the word.

Handwriting practice lines consisting of 10 sets of three horizontal lines (top solid, middle dashed, bottom solid).

Analyze the word.

Syllables ____ Vowels ____

Sounds ____ Letters ____

Syllables ____ Vowels ____

Sounds ____ Letters ____

Syllables ____ Vowels ____

Sounds ____ Letters ____

Syllables ____ Vowels ____

Sounds ____ Letters ____

Syllables ____ Vowels ____

Sounds ____ Letters ____

Syllables ____ Vowels ____

Sounds ____ Letters ____

Syllables ____ Vowels ____

Sounds ____ Letters ____

Syllables ____ Vowels ____











Sounds ____ Letters ____

Syllables ____ Vowels ____

Sounds ____ Letters ____

Beginning Blends: r












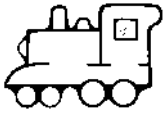

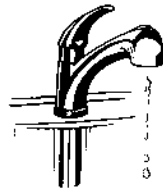


	tr cr		br cr
	gr pr		tr pr
	tr fr		wr dr
	wr br		dr cr
	cr gr		br gr

derived from Getty Images: trash

Beginning Blends: r



<div style="display: flex; flex-direction: column; align-items: center;"> <div style="border: 1px solid black; border-radius: 50%; width: 30px; height: 30px; display: flex; align-items: center; justify-content: center; margin-bottom: 5px;">dr</div> <div style="border: 1px solid black; border-radius: 50%; width: 30px; height: 30px; display: flex; align-items: center; justify-content: center;">br</div> </div>  <div style="display: flex; border: 1px solid black; height: 60px; margin-top: 10px;"> <div style="width: 20%;"></div> <div style="width: 20%;"></div> <div style="width: 20%;"></div> <div style="width: 20%;"></div> </div>	<div style="display: flex; flex-direction: column; align-items: center;"> <div style="border: 1px solid black; border-radius: 50%; width: 30px; height: 30px; display: flex; align-items: center; justify-content: center; margin-bottom: 5px;">tr</div> <div style="border: 1px solid black; border-radius: 50%; width: 30px; height: 30px; display: flex; align-items: center; justify-content: center;">fl</div> </div>  <div style="display: flex; border: 1px solid black; height: 60px; margin-top: 10px;"> <div style="width: 20%;"></div> <div style="width: 20%;"></div> <div style="width: 20%;"></div> </div>
<div style="display: flex; flex-direction: column; align-items: center;"> <div style="border: 1px solid black; border-radius: 50%; width: 30px; height: 30px; display: flex; align-items: center; justify-content: center; margin-bottom: 5px;">cl</div> <div style="border: 1px solid black; border-radius: 50%; width: 30px; height: 30px; display: flex; align-items: center; justify-content: center;">cr</div> </div>  <div style="display: flex; border: 1px solid black; height: 60px; margin-top: 10px;"> <div style="width: 20%;"></div> <div style="width: 20%;"></div> <div style="width: 20%;"></div> <div style="width: 20%;"></div> </div>	<div style="display: flex; flex-direction: column; align-items: center;"> <div style="border: 1px solid black; border-radius: 50%; width: 30px; height: 30px; display: flex; align-items: center; justify-content: center; margin-bottom: 5px;">gr</div> <div style="border: 1px solid black; border-radius: 50%; width: 30px; height: 30px; display: flex; align-items: center; justify-content: center;">br</div> </div>  <div style="display: flex; border: 1px solid black; height: 60px; margin-top: 10px;"> <div style="width: 20%;"></div> <div style="width: 20%;"></div> <div style="width: 20%;"></div> <div style="width: 20%;"></div> </div>
<div style="display: flex; flex-direction: column; align-items: center;"> <div style="border: 1px solid black; border-radius: 50%; width: 30px; height: 30px; display: flex; align-items: center; justify-content: center; margin-bottom: 5px;">fl</div> <div style="border: 1px solid black; border-radius: 50%; width: 30px; height: 30px; display: flex; align-items: center; justify-content: center;">fr</div> </div>  <div style="display: flex; border: 1px solid black; height: 60px; margin-top: 10px;"> <div style="width: 20%;"></div> <div style="width: 20%;"></div> <div style="width: 20%;"></div> <div style="width: 20%;"></div> </div>	<div style="display: flex; flex-direction: column; align-items: center;"> <div style="border: 1px solid black; border-radius: 50%; width: 30px; height: 30px; display: flex; align-items: center; justify-content: center; margin-bottom: 5px;">cr</div> <div style="border: 1px solid black; border-radius: 50%; width: 30px; height: 30px; display: flex; align-items: center; justify-content: center;">fr</div> </div>  <div style="display: flex; border: 1px solid black; height: 60px; margin-top: 10px;"> <div style="width: 20%;"></div> <div style="width: 20%;"></div> <div style="width: 20%;"></div> </div>
<div style="display: flex; flex-direction: column; align-items: center;"> <div style="border: 1px solid black; border-radius: 50%; width: 30px; height: 30px; display: flex; align-items: center; justify-content: center; margin-bottom: 5px;">dr</div> <div style="border: 1px solid black; border-radius: 50%; width: 30px; height: 30px; display: flex; align-items: center; justify-content: center;">fr</div> </div>  <div style="display: flex; border: 1px solid black; height: 60px; margin-top: 10px;"> <div style="width: 20%;"></div> <div style="width: 20%;"></div> <div style="width: 20%;"></div> <div style="width: 20%;"></div> </div>	<div style="display: flex; flex-direction: column; align-items: center;"> <div style="border: 1px solid black; border-radius: 50%; width: 30px; height: 30px; display: flex; align-items: center; justify-content: center; margin-bottom: 5px;">fr</div> <div style="border: 1px solid black; border-radius: 50%; width: 30px; height: 30px; display: flex; align-items: center; justify-content: center;">br</div> </div>  <div style="display: flex; border: 1px solid black; height: 60px; margin-top: 10px;"> <div style="width: 20%;"></div> <div style="width: 20%;"></div> <div style="width: 20%;"></div> <div style="width: 20%;"></div> </div>
<div style="display: flex; flex-direction: column; align-items: center;"> <div style="border: 1px solid black; border-radius: 50%; width: 30px; height: 30px; display: flex; align-items: center; justify-content: center; margin-bottom: 5px;">dr</div> <div style="border: 1px solid black; border-radius: 50%; width: 30px; height: 30px; display: flex; align-items: center; justify-content: center;">tr</div> </div>  <div style="display: flex; border: 1px solid black; height: 60px; margin-top: 10px;"> <div style="width: 20%;"></div> <div style="width: 20%;"></div> <div style="width: 20%;"></div> <div style="width: 20%;"></div> </div>	<div style="display: flex; flex-direction: column; align-items: center;"> <div style="border: 1px solid black; border-radius: 50%; width: 30px; height: 30px; display: flex; align-items: center; justify-content: center; margin-bottom: 5px;">dr</div> <div style="border: 1px solid black; border-radius: 50%; width: 30px; height: 30px; display: flex; align-items: center; justify-content: center;">fr</div> </div>  <div style="display: flex; border: 1px solid black; height: 60px; margin-top: 10px;"> <div style="width: 20%;"></div> <div style="width: 20%;"></div> <div style="width: 20%;"></div> <div style="width: 20%;"></div> </div>
<div style="display: flex; flex-direction: column; align-items: center;"> <div style="border: 1px solid black; border-radius: 50%; width: 30px; height: 30px; display: flex; align-items: center; justify-content: center; margin-bottom: 5px;">dr</div> <div style="border: 1px solid black; border-radius: 50%; width: 30px; height: 30px; display: flex; align-items: center; justify-content: center;">pl</div> </div>  <div style="display: flex; border: 1px solid black; height: 60px; margin-top: 10px;"> <div style="width: 20%;"></div> <div style="width: 20%;"></div> <div style="width: 20%;"></div> </div>	<div style="display: flex; flex-direction: column; align-items: center;"> <div style="border: 1px solid black; border-radius: 50%; width: 30px; height: 30px; display: flex; align-items: center; justify-content: center; margin-bottom: 5px;">gr</div> <div style="border: 1px solid black; border-radius: 50%; width: 30px; height: 30px; display: flex; align-items: center; justify-content: center;">tr</div> </div>  <div style="display: flex; border: 1px solid black; height: 60px; margin-top: 10px;"> <div style="width: 20%;"></div> <div style="width: 20%;"></div> <div style="width: 20%;"></div> <div style="width: 20%;"></div> </div>
<div style="display: flex; flex-direction: column; align-items: center;"> <div style="border: 1px solid black; border-radius: 50%; width: 30px; height: 30px; display: flex; align-items: center; justify-content: center; margin-bottom: 5px;">cr</div> <div style="border: 1px solid black; border-radius: 50%; width: 30px; height: 30px; display: flex; align-items: center; justify-content: center;">br</div> </div>  <div style="display: flex; border: 1px solid black; height: 60px; margin-top: 10px;"> <div style="width: 20%;"></div> <div style="width: 20%;"></div> <div style="width: 20%;"></div> <div style="width: 20%;"></div> </div>	<div style="display: flex; flex-direction: column; align-items: center;"> <div style="border: 1px solid black; border-radius: 50%; width: 30px; height: 30px; display: flex; align-items: center; justify-content: center; margin-bottom: 5px;">dr</div> <div style="border: 1px solid black; border-radius: 50%; width: 30px; height: 30px; display: flex; align-items: center; justify-content: center;">fl</div> </div>  <div style="display: flex; border: 1px solid black; height: 60px; margin-top: 10px;"> <div style="width: 20%;"></div> <div style="width: 20%;"></div> <div style="width: 20%;"></div> <div style="width: 20%;"></div> </div>

derived from Getty Images: drip

Lesson 3: Beginning Blends: s

Read the words:

scab	skid	smash	snap	span	stack	swag
scat	skit	smith	snip	speck	step	swop
Scot	skin	smog	snob	spit	stop	swim
scum	skep	smut	snug	spot	stun	swum

Read the sentences:

Beth can swim in the scum.
Can Fred skip in the smog?
Step on the black spot.

Is the scab on his skin?
Scot dug the spud from the mud.
Do not smash the big bug.

Red word sentences:

Whose cat is on the mat?
Ben said whose dog it was.

Read the story:

The Fun Swim

Scot and Stan had a fun swim. They swam for a bit and then sat on a log in the scum. The log was big, it did not snap.

Scot did skip a flat rock in the scum. A frog sat on a stick in the scum. It did not scat. Stan said, “Stop! Do not smash the frog!”

Scot and Stan swam back in the sun. When Mom said to stop, they had a snack.

Draw a picture:



Place paper on textured surface. Write the red word with a red crayon. Trace over it 3 times.

Copy the red word 3 times.

<hr/> <hr/> <hr/>	<hr/> <hr/> <hr/>
<hr/> <hr/> <hr/>	

Cover your paper and write the red word in pencil without looking at the word.

Write the sentence and underline the red word.

1. _____
2. _____

Write the word.

Handwriting practice lines consisting of 10 sets of three horizontal lines (top, middle dashed, bottom) for writing words.

Analyze the word.

Syllables ____ Vowels ____

Sounds ____ Letters ____

Syllables ____ Vowels ____

Sounds ____ Letters ____

Syllables ____ Vowels ____

Sounds ____ Letters ____

Syllables ____ Vowels ____

Sounds ____ Letters ____

Syllables ____ Vowels ____

Sounds ____ Letters ____

Syllables ____ Vowels ____

Sounds ____ Letters ____

Syllables ____ Vowels ____

Sounds ____ Letters ____

Syllables ____ Vowels ____



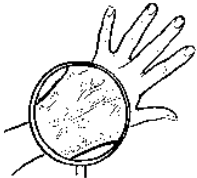









Sounds ____ Letters ____

Syllables ____ Vowels ____

Sounds ____ Letters ____

Beginning Blends: s



	<input type="text"/>		<input type="text"/>		<input type="text"/>
	<input type="text"/>		<input type="text"/>		<input type="text"/>
	<input type="text"/>		<input type="text"/>		<input type="text"/>
	<input type="text"/>		<input type="text"/>		<input type="text"/>

sc	sk	sn	sp	st	sw
sk	sk	sn	sp	st	sw

Beginning Blends: s



 _____	 _____	 _____	 _____
 _____	 _____	 _____	 _____
 _____	 _____	 _____	 _____
 _____	 _____	 _____	 _____

derived from Getty Images: swing

Lesson 4: Suffix -s; Plurals

Read the words:

beds	kids	legs	bugs	mops
rods	naps	hugs	mats	socks
hens	webs	jets	pens	ducks
nets	figs	cubs	gums	moths

Read the sentences:

The hens are in the nets.
The lads got socks at the shop.
The man mops the mats.
Dad got the pups from the pens.
Rick runs in the sun, then sips the slush.
The ships have mats on the decks.

Red word sentences:

The whole cat was black.
Brock had a whole pack of gum.

Read the story:

Tom Is Sick

There are two beds. Tom is in one. Tom is sick.

Tom gets up from bed. Mom says, “Tom, you have spots on your legs! You are sick. You have to get back in bed.”

Tom gets back in bed. Mom has broth for him. Tom sips the hot broth. Mom rubs his back. Then Mom gives him socks.

Tom naps. When Tom is done with his nap, Tom is not sick. Mom is glad.

Draw a picture:



Place paper on textured surface. Write the red word with a red crayon. Trace over it 3 times.

Copy the red word 3 times.

<hr/> <hr/> <hr/>	<hr/> <hr/> <hr/>
<hr/> <hr/> <hr/>	

Cover your paper and write the red word in pencil without looking at the word.

Write the sentence and underline the red word.

1. _____
2. _____

Write the word.

Analyze the word.

Syllables ____ Vowels ____

Sounds ____ Letters ____

Syllables ____ Vowels ____

Sounds ____ Letters ____

Syllables ____ Vowels ____

Sounds ____ Letters ____

Syllables ____ Vowels ____

Sounds ____ Letters ____

Syllables ____ Vowels ____

Sounds ____ Letters ____

Syllables ____ Vowels ____

Sounds ____ Letters ____

Syllables ____ Vowels ____

Sounds ____ Letters ____

Syllables ____ Vowels ____

Sounds ____ Letters ____

Syllables ____ Vowels ____

Sounds ____ Letters ____


Syllables ____ Vowels ____

Sounds ____ Letters ____


Syllables ____ Vowels ____

Sounds ____ Letters ____


Suffix -s; Plurals



boys




chairs



cats



books




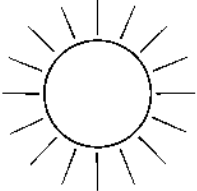






balls



cars

Suffix -s; Plurals



	sun___
	mat___
	frog___
	cat___
	tub___
	chick___
	rat___

Lesson 5: Floss Rule

Read the words:

Bill	chess	dill	fuzz	gill
huff	Jess	kill	lass	muff
puff	quill	buzz	fizz	moss
Ross	sell	whiff	chaff	fuss

Read the sentences:

Ross will buzz the bell.
Will Bill sell the moss to Jill?
They will fuss if you spill it.
Dan got a whiff of the grill.
Sell the pen to Jess.
The gill of the fish had fuzz in it.

Red word sentences:

Have you been in the back of a truck?
Mack has been to the shop with Dad.

Read the story:

Jill's Doll

Jill has a doll. Jill got it at a doll shop. The doll is big. It has a red dress. It has a tan hat and a muff.

Jill sits on the moss with the doll. A bug does buzz in the moss. Jill tells the bug to scat.

Jill gets a whiff of dill. The whiff of dill is from the fish on the grill. Jill's doll wants some fish. Jill gets fish from the grill for the doll.

Draw a picture:



Place paper on textured surface. Write the red word with a red crayon. Trace over it 3 times.

Copy the red word 3 times.

<hr/> <hr/> <hr/>	<hr/> <hr/> <hr/>
<hr/> <hr/> <hr/>	

Cover your paper and write the red word in pencil without looking at the word.

Write the sentence and underline the red word.


1. _____
2. _____

Write the word.

Handwriting practice lines consisting of 10 sets of three horizontal lines (top, middle dashed, bottom) for writing words.

Analyze the word.

Syllables ____	Vowels ____
Sounds ____	Letters ____
Syllables ____	Vowels ____
Sounds ____	Letters ____
Syllables ____	Vowels ____
Sounds ____	Letters ____
Syllables ____	Vowels ____
Sounds ____	Letters ____
Syllables ____	Vowels ____
Sounds ____	Letters ____
Syllables ____	Vowels ____
Sounds ____	Letters ____
Syllables ____	Vowels ____
Sounds ____	Letters ____
Syllables ____	Vowels ____
Sounds ____	Letters ____



Floss Rule

derived from Getty Images: floss

-ff	-ss	-ll	-zz

miss	fuzz	whizz	pill
spell	cuff	fuss	fizz
sniff	less	gull	staff
shell	buzz	toss	off

Floss Rule



bu _ _

dre _ _

cro _ _

pi _ _

mi _ _

sta _ _

cla _ _

flu _ _

fu _ _

cu _ _

be _ _

whi _ _



Lesson 6: Umpire Sounds

Read the words:

wall	ball	mall	fall	call
hall	tall	small	stall	salt
bald	malt	gall	walk	chalk
balk	talk	stalk	walrus	walnut

Read the sentences:

Did Jan call the bald man?
Where is the small stall?
The ball is in the hall.
Will went on a walk in the mall.
The man had a tall malt.
Who will call to talk to Dad?

Red word sentences:

The men will both talk with you.
Both pig pens have tall walls.

Read the story:


Walt at the Mall

The man at the mall got a call from Walt. Walt wants a lot of stuff from the mall.

The man got the stuff for Walt. The man got Walt a small ball. The man got him chalk for the wall and some salt.

Walt walks to the mall to get the stuff. On his walk, Walt stops to talk to a tall bald man. The bald man tells Walt to pet his small dog. Walt says, “I have to get to the mall. I can halt for a bit to pet your small dog.”

Draw a picture:



Place paper on textured surface. Write the red word with a red crayon. Trace over it 3 times.

Copy the red word 3 times.

<hr/> <hr/> <hr/>	<hr/> <hr/> <hr/>
<hr/> <hr/> <hr/>	

Cover your paper and write the red word in pencil without looking at the word.

Write the sentence and underline the red word.

1. _____
2. _____

Write the word.

Handwriting practice lines consisting of 10 rows. Each row is defined by a solid top line, a dashed middle line, and a solid bottom line.

Analyze the word.

Syllables ____ Vowels ____

Sounds ____ Letters ____

Syllables ____ Vowels ____

Sounds ____ Letters ____

Syllables ____ Vowels ____

Sounds ____ Letters ____

Syllables ____ Vowels ____

Sounds ____ Letters ____

Syllables ____ Vowels ____

Sounds ____ Letters ____

Syllables ____ Vowels ____

Sounds ____ Letters ____

Syllables ____ Vowels ____

Sounds ____ Letters ____

Syllables ____ Vowels ____

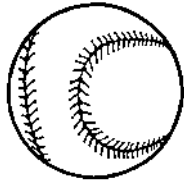
Sounds ____ Letters ____

Syllables ____ Vowels ____

Sounds ____ Letters ____

derived from Getty Images: umpire, small, call

Umpire Sounds



ball



call



fall



small



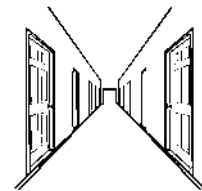
tall



hall



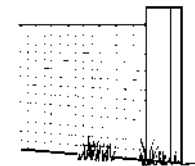
mall



salt



halt



wall



Umpire Sounds

alt

alk

all

derived from Getty Images: umpire

chalk

mall

talk

small

malt

fall

stalk

tall

walk

call

salt

halt

Lesson 7: Chinese Brothers

Read the words:

king	bang	long	hung
sing	fang	gong	lung
wing	hang	bong	rung
thing	gang	song	sung

Read the sentences:

They will sing a long song.
The king rang the gong.
This chick has a long wing.
Who hung the song on the wall?
Will Tim hum the song?
Toss a rock in the ring.

Red word sentences:

Bret always has his dog with him.
The dog always yaps at bugs.

Read the story:

A Song for the King

Bess has a song to sing with Brad. The song is fit for a king. Bess hangs the song on the wall. They both sing the song a lot. The song is long. It is a fun song. They want to sing it for the king.

It is a long trip to get to the king. On the trip they sing the long song.

The king is glad for the fun song. The king will bring a gong to them. He says, “The gong is for the song.”

What a fun thing to sing for the king!

Draw a picture:

