

Contents

Lesson 1: Y as a Vowel /ē/	1
Lesson 2: 1•1•1 Doubling Rule.	11
Lesson 3: Soft C	21
Lesson 4: Soft G	31
Lesson 5: Soldier Rule -dge	41
Lesson 6: Vowel Team ou.	51
Lesson 7: Vowel Team ow.	61
Lesson 8: Vowel Team oi	71
Lesson 9: Vowel Team oy.	81
Lesson 10: Vowel Team oo /ü/.	91
Lesson 11: Vowel Team oo /û/.	101
Lesson 12: Vowel Team ie.	111
Lesson 13: Y as a Vowel /i/.	121
Lesson 14: Homophones.	131
Lesson 15: Stressed and Unstressed Syllables	141
Lesson 16: Bossy R, ar	151
Lesson 17: Bossy R, or	161
Lesson 18: Suffix er, -est.	181
Lesson 19: Vowel team igh	191
Lesson 20: Vowel Team eigh	201
Lesson 21: Electric E Spelling Rule	211
Lesson 22: Vowel Team aw.	221
Lesson 23: Vowel Team au	231
Lesson 24: Y to I Spelling Rule	241
Lesson 25: F to V Spelling Rule	251
Syllable Drill Progress Charts	261

Lesson 1: *Y* as a Vowel /e/

Read the words.

sandy	grumpy	fly	yet	yuck
lazy	try	yam	candy	tidy
runny	musty	cranky	funny	Randy
yack	yell	ivy	puppy	my
slimy	happy	yucky	tasty	plenty

Read the sentences.

Ruby got candy at the shop.
The yam was tasty.
Max felt grumpy and lazy.
Miss Ivy is sixty years old.
Jimmy will sweep the sandy steps.
The puppy has a funny tail.
Henry had plenty of slimy tadpoles.
Randy is on the sandy beach.

Red word sentences:

The ball hit Sam near his eye.
Sam said bye and went home.

Read the story.

Andy Shares His Candy

Andy sat on the sandy beach. It was a windy day, and he was feeling sad. Andy was by himself. He ate a snack from his basket.

A lady with a baby came past Andy. The baby was tiny and cute. The lady was happy. She sat near Andy and began singing to the baby.

Andy felt happy. His basket was empty, or he would have given the lady a snack. All he had left was some candy in his pocket. Andy gave the candy to the lady.

The lady and her baby left. Andy went to a shady spot to read about Misty the pony. He was no longer sad.

Write an answer to each question.

Who?	
What?	
When?	
Where?	
Why?	

Place paper on textured surface. Write the red word with a red crayon. Trace over it 3 times.

Copy the red word 3 times.

<hr/>	<hr/>
<hr/>	<hr/>
<hr/>	<hr/>
<hr/>	
<hr/>	
<hr/>	

Cover your paper and write the red word in pencil without looking at the word.

Write the sentence and underline the red word.

1.

2.

Write the word.

This image shows a full page of handwriting practice paper. It features ten identical sets of horizontal guidelines arranged vertically. Each set includes three lines: a solid top line, a dashed midline, and a solid bottom line, providing a structured space for practicing letter formation and alignment.

Analyze the word.

Syllables _____ Vowels _____

Sounds _____ Letters _____

Syllables _____ Vowels _____

Sounds _____ Letters _____

Syllables _____ Vowels _____

Sounds _____ Letters _____

Syllables _____ Vowels _____

Sounds _____ Letters _____

Syllables _____ Vowels _____

Sounds _____ Letters _____

Syllables _____ Vowels _____

Sounds _____ Letters _____

Syllables _____ Vowels _____

Sounds _____ Letters _____

Syllables _____ Vowels _____

Sounds _____ Letters _____

Syllables _____ Vowels _____

Sounds _____ Letters _____

Divide the word into syllables. Label each syllable type and then read the word.

property	treaty
reply	dynamic
yesteryear	sturdy
python	industry

Underline the words that have a y that says /ē/. Read the words.

Time: _____ Words: _____

sandy	grumpy	fly	yet	yuck
lazy	try	yam	candy	tidy
runny	musty	cranky	funny	Randy
yack	yell	ivy	puppy	my
slimy	happy	yucky	tasty	plenty
property	costly	bribery	industry	sturdy



Y as a Vowel



y says long i

y says long e

funny

fry

sandy

fly

happy

tricky

my

cry

thy

sleepy

Y as a Vowel


derived from Getty Images: sleuth



















1•1•1 Doubling

Lesson 2: Rule

Read the words.

running	stopping	bugging	twisting	flatten
swimming	dropping	blackish	quitting	waiting
drummer	lifting	planning	faxing	flipping
gladden	bitten	sickish	jogging	fainting
blacken	shipment	reddish	cartful	resting

Read the sentences.

Jim was running and not stopping.

The drummer dropped his drumstick.

We went swimming on Friday.

They are planning to quit.

The shipment came today.

Can you flatten the pancake?

The sky had a reddish tint.

Dad is napping after jogging.

Red word sentences:

I have an odd little pet chicken.

She lays one egg every afternoon.

Read the story.

Pancakes for Lunch

One day not long ago, I made pancakes for lunch. My sister had been begging me to make them for a long time. At first, I ran into a lot of problems. After dropping an egg, spilling the milk, and flipping a pancake onto the floor, I began to have a sinking feeling that the pancakes would be a flop.

My mom had told me many times not to give up. So, I stuck to the job. After a bit of time, I was flipping pancakes like a pro.

When everything was clean again and we were sitting at the table, we all had fun eating pancakes for lunch.

Write or draw something that happened in each part of the story.

Beginning	Middle	Ending

Place paper on textured surface. Write the red word with a red crayon. Trace over it 3 times.

Copy the red word 3 times.

<hr/>	<hr/>
<hr/>	<hr/>
<hr/>	<hr/>
<hr/>	
<hr/>	
<hr/>	

Cover your paper and write the red word in pencil without looking at the word.

Write the sentence and underline the red word.

1.

2.

Write the word.

[illegible]

Analyze the word.

Syllables _____ Vowels _____

Sounds _____ Letters _____

Syllables _____ Vowels _____

Sounds _____ Letters _____

Syllables _____ Vowels _____

Sounds _____ Letters _____

Syllables _____ Vowels _____

Sounds _____ Letters _____

Syllables _____ Vowels _____

Sounds _____ Letters _____

Syllables _____ Vowels _____

Sounds _____ Letters _____

Syllables _____ Vowels _____

Sounds _____ Letters _____

Syllables _____ Vowels _____

Sounds _____ Letters _____

Syllables _____ Vowels _____

Sounds _____ Letters _____

Divide the word into syllables. Label each syllable type and then read the word.

sledding	permitting
slimmer	forgetting
dotting	preferring
robbing	batting

Underline each word that follows the 1·1·1 Rule. Read the words.

Time: _____ Words: _____

running	stopping	bugging	twisting	flatten
swimming	dropping	blackish	quitting	waiting
drummer	lifting	planning	faxing	flipping
gladden	bitten	sickish	jogging	fainting
blacken	shipment	reddish	cartful	resting
permitting	forgetting	dotting	slimming	batting

1•1•1 Doubling Rule

Base word:	One syllable?	One vowel?	One consonant at end?	New word:
end				
stop				
run				
jump				
bat				
pretend				
sleep				
trip				
grin				
neglect				
camp				

1•1•1 Doubling Rule

-ing

drum _____
 beam _____
 fit _____
 chat _____
 spot _____
 pray _____

-en

flat _____
 hid _____
 rot _____
 hard _____
 gold _____
 bit _____

-ish

fat _____
 good _____
 book _____
 red _____
 brat _____
 smart _____

-es

dish _____
 match _____
 bus _____
 rich _____
 mash _____
 pitch _____

Lesson 3: Soft C

Read the words.

pace	ice	race	mice	place
cent	cell	twice	price	space
trace	spice	slice	circus	advice
center	mercy	cinder	decide	cyclone
Bruce	rancid	recite	fancy	embrace

Read the sentences.

The mice will race on the ice.

Will you replace the fancy hat?

What is the price of the place?

Nick will recite the song.

The spice costs one cent.

We ran the race twice in one day.

Bruce is in the center cell.

Ben had mercy on the mice.

Red word sentences:

Spot likes to bury his bone.

Scruffy will often copy Spot.

Read the story.

Nancy’s Plan

Nancy has a plan. She wants to invite her class for a picnic in the summertime. They will run races and play games. She and Mother will make cupcakes. They will have cheese, crackers, celery, and spicy cider for a snack.

First, Nancy and Mother will make a list. They will shop for things on their list when they are in the city. When they get home, they will slice the celery and stir the cider.

If the sky is very gray on the day of the picnic, Mother will tell Nancy they have to replace the plan. If it is cold or raining, they will switch the picnic to lunch inside the house. The picnic will celebrate the beginning of summer.

Write an answer to each question.

Who?	
What?	
When?	
Where?	
Why?	

Place paper on textured surface. Write the red word with a red crayon. Trace over it 3 times.

Copy the red word 3 times.

<hr/>	<hr/>
<hr/>	<hr/>
<hr/>	<hr/>
<hr/>	
<hr/>	
<hr/>	

Cover your paper and write the red word in pencil without looking at the word.

Write the sentence and underline the red word.

1.

2.

Write the word.

[illegible]

Analyze the word.

Syllables _____ Vowels _____

Sounds _____ Letters _____

Syllables _____ Vowels _____

Sounds _____ Letters _____

Syllables _____ Vowels _____

Sounds _____ Letters _____

Syllables _____ Vowels _____

Sounds _____ Letters _____

Syllables _____ Vowels _____

Sounds _____ Letters _____

Syllables _____ Vowels _____

Sounds _____ Letters _____

Syllables _____ Vowels _____

Sounds _____ Letters _____

Syllables _____ Vowels _____

Sounds _____ Letters _____

Syllables _____ Vowels _____

Sounds _____ Letters _____

Divide the word into syllables. Label each syllable type and then read the word.

accident	accept
cinder	rancid
decency	prudence
triceps	icy


Underline the soft c in each word. Read the words.

Time: _____

Words: _____

pace	ice	race	mice	place
cent	cell	twice	price	space
trace	spice	slice	circus	advice
center	mercy	cinder	decide	cyclone
Bruce	rancid	recite	fancy	embrace
cinder	decency	accept	triceps	accident

Hard and Soft C



city

cab

cent

curl

cute

circus

civil


care

cuddle

cedar

case

cycle





Color yellow.

Sounds of C



Color brown.

face	bounce	cement	cell	center	cent
ceiling	cold	curtain	cub	cotton	ice
race	curb	camel	card	cake	fence
dice	curve	cube	corn	cone	price
cider	cuff	cobb	cattle	cutting	icing
fancy	pencil	spicy	mercy	city	lettuce

Write the **C** picture words.

c

f

Lesson 4: Soft G

Read the words.

age	gel	gem	wage	huge
gist	lunge	fringe	ginger	plunge
stage	gene	giblet	digest	rampage
tragic	hinge	generate	gentle	Roger
gyro	germ	energy	clergy	grungy

Read the sentences.

What wage do you pay Roger?

Ben is gentle with children.

Gene is the same age as I am.

One page has a huge mistake.

The germ is on the gem.

Can you digest the gel?

My dog likes to lunge at cats.

A gigantic cage is on the stage.

Red word sentences:

There is no other student in class with Josh.

Josh likes to chat with the other students.

Read the story.

Gentle Ginger

Roger has a pet sheep. The gentle sheep’s name is Ginger. Ginger is small and full of energy. One day Ginger had a tragic mishap.

Ginger was on her way to the pond when a big bang made her jump. The jump made her plunge into the pond. With a huge splash, she began to swim and thrash. At last, Ginger gave a gigantic lunge, and got herself back onto the pond bank.

Ginger did not have the energy to walk back to the path. She lay near a fringe of trees, weary and grungy.

Roger was happy to find Ginger near the trees. He led her home.

Write or draw something that happened in each part of the story.

Beginning	Middle	Ending

Place paper on textured surface. Write the red word with a red crayon. Trace over it 3 times.

Copy the red word 3 times.

<hr/>	<hr/>
<hr/>	<hr/>
<hr/>	<hr/>

Cover your paper and write the red word in pencil without looking at the word.

Write the sentence and underline the red word.

1.

2.

Write the word.

[illegible]

Analyze the word.

Syllables _____ Vowels _____

Sounds _____ Letters _____

Syllables _____ Vowels _____

Sounds _____ Letters _____

Syllables _____ Vowels _____

Sounds _____ Letters _____

Syllables _____ Vowels _____

Sounds _____ Letters _____

Syllables _____ Vowels _____

Sounds _____ Letters _____

Syllables _____ Vowels _____

Sounds _____ Letters _____

Syllables _____ Vowels _____

Sounds _____ Letters _____

Syllables _____ Vowels _____

Sounds _____ Letters _____

Syllables _____ Vowels _____

Sounds _____ Letters _____

Divide the word into syllables. Label each syllable type and then read the word.

emergency	nonrigid
frigid	digit
emerge	grungy
gentle	challenge


Underline the soft g in each word. Read the words.

Time: _____

Words: _____

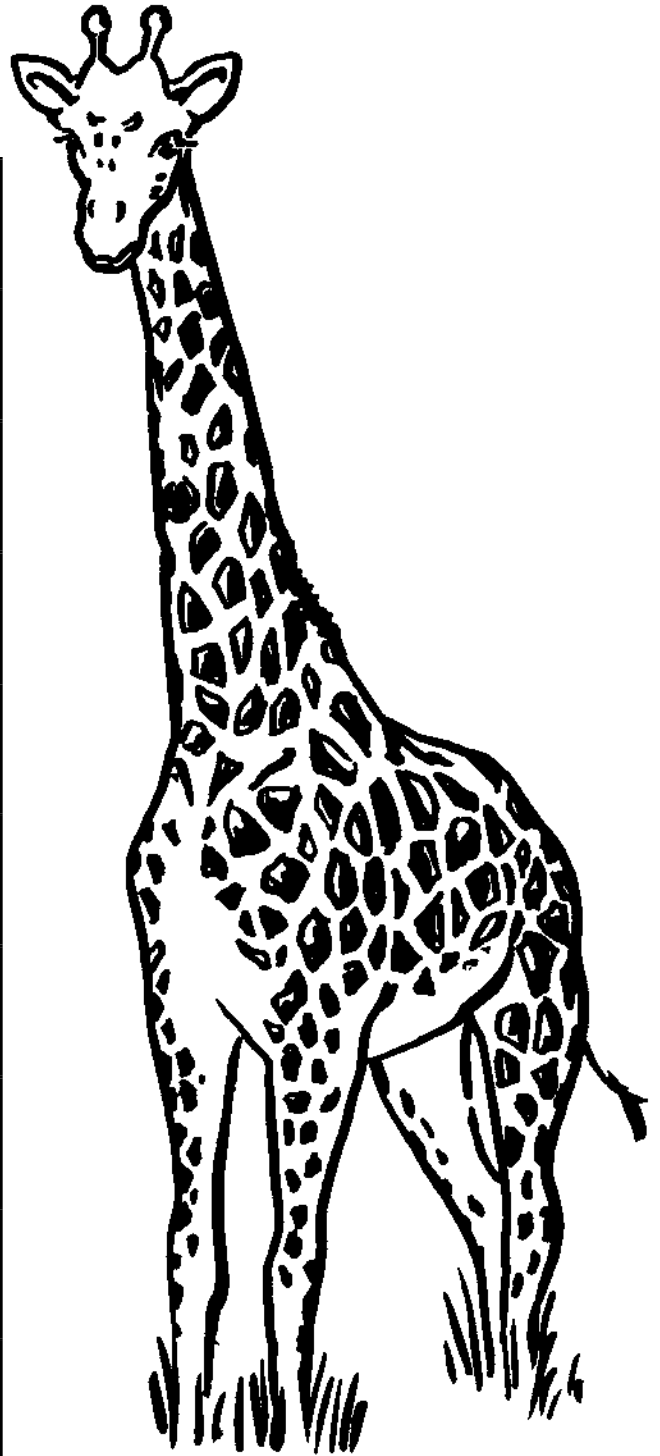
age	gel	gem	wage	huge
gist	lunge	fringe	ginger	plunge
stage	gene	giblet	digest	rampage
tragic	hinge	generate	gentle	Roger
gyro	germ	energy	clergy	grungy
emergency	digit	gentle	challenge	frigid

Hard and Soft G

	giraffe		girl		jungle gym
	gift		cage		game
	garbage		bug		gas
	gingerbread		orange		page

Hard and Soft G

gentle	game	rag
gang	energy	go
gym	gap	logging
danger	goal	gutter
gobble	gem	germ
ginger	frog	golf
glass	gummy	page
gas	gist	angel
wage	good	cage
smug	age	gather



Lesson 5: Soldier Rule -dge

Read the words.

edge	lodge	hedge	dodge	fudge
ridge	ledge	nudge	budge	badge
judge	wedge	midge	grudge	sludge
fridge	pledge	sledge	smudge	bridge
begrudge	prejudge	dislodge	skybridge	misjudge

Read the sentences.

The edge of the ledge is wet.

The judge would not budge.

Mom had a wedge of fudge.

The ridge of the bridge is red.

The fridge had a smudge.

Nudge the man with the badge.

We play dodgeball at the lodge.

There is sludge under the hedge.

Red word sentences:

There were a lot of people on the plane.

The people were flying home.

Read the story.

A Wedge of Fudge

Mom has a wedge of fudge. The fudge is in the fridge. Jeff is hungry for fudge. He sees the fudge on the top shelf in the fridge but cannot reach the shelf it is on.

Jeff stands on the edge of the ledge. He misjudges and slips from the edge. With a crash, he lands on the rug.

Jeff gets a chair to stand on. He reaches up and gets some fudge. The fridge has a smudge. Jeff wipes the smudge from the fridge with a rag.

Jeff sits at the table with Mom. They eat lunch and then share the wedge of fudge. Jeff judges that the fudge is the best he has ever eaten.

Complete the chart.

Who?	Did What?	Consequences:
Summary:		

Place paper on textured surface. Write the red word with a red crayon. Trace over it 3 times.

Copy the red word 3 times.

<hr/>	<hr/>
<hr/>	<hr/>
<hr/>	<hr/>
<hr/>	
<hr/>	
<hr/>	

Cover your paper and write the red word in pencil without looking at the word.

Write the sentence and underline the red word.

1.

2.

Write the word.

[illegible]

Analyze the word.

Syllables _____ Vowels _____

Sounds _____ Letters _____

Syllables _____ Vowels _____

Sounds _____ Letters _____

Syllables _____ Vowels _____

Sounds _____ Letters _____

Syllables _____ Vowels _____

Sounds _____ Letters _____

Syllables _____ Vowels _____

Sounds _____ Letters _____

Syllables _____ Vowels _____

Sounds _____ Letters _____

Syllables _____ Vowels _____

Sounds _____ Letters _____

Syllables _____ Vowels _____

Sounds _____ Letters _____

Syllables _____ Vowels _____

Sounds _____ Letters _____

Divide the word into syllables. Label each syllable type and then read the word.

budget	selvedge
codger	misjudge
kentledge	dislodge
rejudge	hodgepodge


Underline the Silent Soldier *d* in each word. Read the words.

Time: _____ Words: _____

edge	lodge	hedge	dodge	fudge
ridge	ledge	nudge	budge	badge
judge	wedge	midge	grudge	sludge
fridge	pledge	sledge	smudge	bridge
begrudge	prejudge	dislodge	skybridge	misjudge
budget	dislodge	hodgepodge	codger	selvedge

Soldier Rule - *dge*

/j/ = **-dge** or **-ge**?



1. pa _____

2. sta _____

3. hu _____

4. gru _____

5. fu _____

6. we _____

7. fri _____

8. wa _____

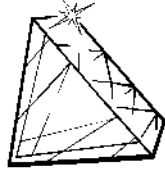
9. e _____

10. he _____

11. ca _____

12. bri _____

Soldier Rule -dge



gem

bridge

face

ice

page

cent

race

lodge

fudge

stage

judge

edge