

For Student and Teacher

Course Components

Workbooks A and B

Audio Files

Vocabulary Word Card Packet

Teacher's Guide

Procedures

Do each assignment.

Score your work using the answer key.

Correct any answers you had wrong.

Rescore.

When it's time for a self check, study until you are ready for it; then have your teacher initial it before you do it.

Score the Self Check. Your score must be 80% or more before you can go on to the next assignment.

If you score less than 80%, ask your teacher for instructions.

SPEEDY SPANISH II Book A (Units 1-3)

Christian Light Education, a division of Christian Light Publications, Harrisonburg, VA 22802

© 2024 Christian Light Publications, Inc. All Rights Reserved.

Printed in the United States of America

Editorial team: Dale Hochstedler, Naoma Lee, Elizabeth (Miller) Weaver

Layout and design: Elizabeth McMurray

First Edition (1988): Faythelma Bechtel, Merlin Bechtel, Freddy Rodríguez, Juan López,
Margaret Miller, Miriam Bechtel López, Jeremy Bechtel

The Spanish Alphabet

Letter	Name	Pronunciation
A a	a	ah
B b	be	beh
C c	ce	seh
D d	de	deh
E e	e	eh
F f	efe	eh-feh
G g	ge	heh
H h	ache	ah-cheh
I i	i	ee
J j	jota	ho-ta
K k	ka	kah
L l	ele	eh-leh
M m	eme	eh-meh
N n	ene	eh-neh
Ñ ñ	eñe	ehn-yeh
O o	o	o
P p	pe	peh
Q q	cu	koo
R r	ere	eh-reh
S s	ese	eh-seh
T t	te	teh
U u	u	oo
V v	ve	veh
X x	equis	eh-kees
Y y	ye	yeh (previously <i>igriega</i>)
Z z	zeta	seh-tah

Pronunciation

Fortunately, Spanish pronunciation and spelling is easier than English, because the letter sounds are much more consistent, and every word is usually spelled as it is pronounced. The following tips will help you understand some of the differences in Spanish and English letter sounds and usage.

- The *b* and the *v* are often pronounced the same way, but they are stronger at the beginning of a word, as in *burro* (donkey) and *vaca* (cow), and softer in the middle, as after *n* and *m*.
- The *c* before *i* and *e* is pronounced like *s*, as in *cinco* (five) and *centavo* (cent). In all other words, it is like the English *c*, but softer. Avoid making a puff of air when saying the *c* in Spanish. *Ch* used to be a Spanish letter, but is now considered a consonant diagraph. It has the same sound as *ch* in English.
- The letter *s* is similar to the English *s* but a little softer. Avoid a hissing *s* sound, common in English. It helps to keep the tongue forward, just touching the teeth.
- The Spanish *d* is also softer than in English, and is similar to the English “th” in “the” and “that.” Keep your tongue forward, barely touching the back of your front teeth.
- The *g*, before *e* and *i*, sounds like a strongly aspirated *h* (as the *ch* in the German words *Bach*, *nacht*, *buch*). Try saying the English word *huge*, with your tongue nearly tight against the roof of your mouth to pronounce the *h*, and you will come close to the correct sound. Before the letters *a*, *o*, *u*, or a consonant, *g* sounds the same as the *g* in English.
- The letter *h* is always silent.
- The *j* is pronounced as a strongly aspirated *h*, just like the *g* in Spanish before *e* and *i*.
- The *ll* (double L) in Latin American Spanish sounds like the *y* in yes.
- The *ñ* (eñe) is pronounced as the *ni* in *onion*.
- The *q* is always followed by a silent *u* and is pronounced as the letter *k*.
- The *r* has a slight rolling sound, a slight trill, as the tongue touches the hard palate (the roof of the mouth where it meets the gums). Though it is a little difficult, learn this sound as soon as you can.
- The double *rr* is strongly trilled, as the tongue vibrates against the hard palate. This is much harder to learn than the single *r*, but with perseverance you can do it. Many people find it helpful to practice over and over saying the word *ferrocarril*, which means “railroad.”
- The letter *t* is like the English but with the tip of the tongue touching the upper teeth, producing a slightly softer sound than in English, almost like a hard *d*.
- The *u* is not pronounced after *g* or *q* when followed by *e* or *i*, as in *guía* (guide).
- The *w* is used rarely, and only for words coming from other languages. It is called *doble-u* or *doble-v* (double u or double v).
- The *x* sometimes sounds like the English *x* and at other times like the Spanish *j*, as in México (pronounced *Mé-jico*, with the tongue almost touching the roof of the mouth.) When the *x* occurs at the beginning of a word, it sounds similar to *s*.
- The *y* sounds like the English *y* before a vowel. It is pronounced as the Spanish *i* (ee) when alone or at the end of a word.
- The *z* is usually pronounced like the *s* in English, but in Spain it is like the *th* in *thin*.

Accented Syllables

The rules for accented syllables in words are as follows:

1. When a word ends in a vowel, *n*, or *s*, the next to last syllable is accented.
2. When a word ends in a consonant that is neither *n*, nor *s*, the last syllable is accented.
3. If a word does not follow these rules, it needs an accent mark (tilde) on the accented syllable.
4. An accent mark is used on some words to differentiate between two words that are spelled the same but have different meanings.

Spanish Vowels and Consonants

Each of the five vowels has only one sound: *ah*, *eh*, *ee*, *o*, *oo*. They are pronounced distinctly, never slurred, and shorter than English speakers tend to say them. Most Spanish consonants do not change sounds, and many are pronounced the same way we do in English. One thing to remember, though, is that in general, consonants in Spanish are pronounced more softly than in English.

Spanish Masculine and Feminine Words

A noun is the name of a person, place, thing, or idea. All Spanish nouns have gender; that is, they are either masculine or feminine; even words referring to things.

- Many Spanish nouns end in either the letter *o* or *a*. The *o* words are usually masculine, and the *a* are feminine. There are common exceptions, like *la mano* (the hand) and *el día* (the day).
- Nouns usually have in front of them the little words *el* or *la* (the) or the words *un* or *una* (a, an). These are called “articles.” Masculine nouns usually use the article *el*, or *un*, and feminine nouns use *la* and *una*. Examples: *el libro* (the book), *la casa* (the house), *un libro* (a book), *una casa* (a house). The words *un* and *una* are also used to mean “one.”
- The plural forms of these articles are *los*, *las*, *unos*, *unas*. *Los libros* (the books), *las casas* (the houses), *unos libros* (some books), etc.
- When writing nouns in plural, this rule helps: if the word ends with a consonant, add *es* but if it ends with a *z*, change the *z* to a *c* before adding *es*. Examples: *el pez* (the fish), *los peces* (the fish). If the word ends with a vowel, add only *s*: *el perro* (the dog), *los perros* (the dogs).
- Some Spanish nouns do not end in *o* or *a*, so the gender must be learned, and it is best to learn right away the correct article that goes with it: *el diente* (the tooth), *la carne* (the meat), *el pan* (the bread).
- Some words have the opposite gender articles in order to make the pronunciation sound more pleasing to the ear, like *el agua*, rather than *la agua*. But the plural form sounds nice: *las aguas*.

Adjectives

Adjectives are descriptive words. Like the articles, they must agree with the nouns in gender and number. *El hombre rico, los hombres ricos* (the rich man, the rich men). *La bicicleta grande, las bicicletas grandes* (the big bicycle, the big bicycles).

The Spanish adjective normally comes after the noun when it describes color, shape, size, degree, nationality or religion. But other adjectives, like those that show a quality or essential characteristic, go in front of the noun, for example: *este libro* (this book), *mi libro* (my book), *el primer libro* (the first book), *la blanca nieve* (the white snow), *una buena mujer* (a good woman), *el blanco lirio* (the white lily).

Spanish Verbs

Spanish verbs have a large number of endings which differ according to subject, tense, and mood. All the infinitive verbs end with the letters *-ar*, *-er*, or *-ir*.

Learning Spanish verbs can feel overwhelming, but don't lose heart. Be patient and persevere and sooner or later you will become familiar with them.

- Two important verbs are *ser* and *estar*. They are used a lot, and both mean "to be." Some of the forms these verbs take are, for *ser*: *soy, eres, es, somos, son, era, etc.* For *estar*: *estoy, estás, está, estamos, están, estuvo, etc.*
- *Ser* makes statements about the permanent or essential nature of a person or thing.
- *Estar* is used for the temporary state or condition of a person or thing, but also for location, for example: *Belén está en Israel* (Bethlehem is in Israel).
- *Él es un hombre* or *él es hombre* (he is a man) uses the verb *ser*.
- *María es muy alta* (Mary is very tall) uses *ser*.
- *Ella está en casa* (she is at home) uses *estar*.
- *Nosotros estamos cansados* (we are tired) uses *estar*.

Punctuation

English uses the verbs *do, does, have*, etc. at the beginning of a question, as well as a question mark at the end. By these we know our tone must rise when reading a question sentence aloud. Spanish sentences do not use *do* or *does* to indicate a question.

The added upside down exclamation mark or question mark indicates to the reader to use voice inflection when reading. To avoid confusion when speaking, we change our intonation. When writing, we add punctuation to know from the very beginning that it is a question.





Unit 1

1



Vocabulary

**Begin your audio at Vocabulary 1 and repeat the words.
Replay the soundtrack until you can say the words easily.**

hello	hola	the people	la gente
boy	muchacho	to know (facts)	saber
girl	muchacha	I know	yo sé
English	el inglés	you know	tú sabes, usted sabe
Spanish	el español	we know	nosotros sabemos
language	el idioma, la lengua	they know	ellos saben
last year	el año pasado	I knew	yo supe, sabía
some	alguno, alguna, algunos, algunas	we knew	nosotros supimos, sabíamos
		they knew	ellos supieron, sabían

Grammar Notes

Saber is an irregular *-er* verb. *Sabía* is a conjugation of *saber*. It is used when something is known over an unspecified period of time. Other verbs use the *ía* ending when the action is undefined. *Ar* verbs use *aba* in the same way.

Venía: El ruido venía de la sala. (uncertain source, vaguely know it is from the living room)

Cantaba: A su derecha alguien cantaba. (someone, but we do not know who)

In Spanish, the verbs tell us which person is doing the action, so the pronouns are not always needed. They are often understood.

The conjunction *y* means “and,” and *o* means “or.” When the word following the conjunction has the same sound as *y* or *o*, we use *e* or *u* instead. For example, *inglés y español / español e inglés, hombres o mujeres / mujeres u hombres*. The rule stands even if there is an *h* at the beginning of the word since the *h* is silent.



Practice

Begin your audio at Practice 1 and repeat the sentences.

Replay the soundtrack until you can say the sentences easily.

Hello, do you know Spanish?

Yes, I know a little Spanish.

I know Spanish and English.

Some people know English well.

Last year we learned some Spanish words.

The boy and the girl do not know the language.

Henry knows some Spanish words.

Mary speaks the Spanish language well.

I know English and you know Spanish.

They know various languages.

I want to know more about God.

They did not know much about God.

Some boys do not know the lesson.

I knew about the surprise yesterday.

I knew that Jane would be at home.

They knew about the accident.

Do they know the Bible lesson?

Does he know some Bible verses?

Hola, ¿sabe usted español?

Sí, yo sé un poco de español.

Yo sé español e inglés.

Alguna gente sabe bien el inglés.

El año pasado aprendimos algunas palabras en español.

El muchacho y la muchacha no saben el idioma.

Enrique sabe algunas palabras en español.

María habla bien la lengua española.

Yo sé inglés y tú sabes español.

Ellos saben varios idiomas.

Yo quiero saber más de Dios.

Ellos no sabían mucho de Dios.

Algunos muchachos no saben la lección.


Yo supe de la sorpresa ayer.

Yo sabía que Juana estaría en casa.

Ellos supieron del accidente.

¿Saben ellos la lección bíblica?

¿Sabe él algunos versículos bíblicos?




 **Match****Match the English sentence with the Spanish sentence.**

- | | |
|---|---|
| _____ I know some Spanish. | a. Quiero aprender porque me gusta el español. |
| _____ We know English. | b. ¿Sabe usted la lección? |
| _____ Last year we learned Spanish. | c. Nosotros sabemos inglés. |
| _____ Why do you want to learn Spanish? | d. Algunas personas saben bien el idioma. |
| _____ I want to learn because I like Spanish. | e. ¿Por qué quieres aprender el español? |
| _____ They don't know the language. | f. Yo sé algo de español. |
| _____ Do you know the lesson? | g. Ellos no saben el idioma. |
| _____ The people don't know English. | h. El año pasado aprendimos el español. |
| _____ Some people know the language well. | i. El muchacho sabe bien el español. |
| _____ The boy knows Spanish well. | j. La gente no sabe el inglés. |

Write the correct Spanish words for the English words. Try to spell each word correctly.

- Él (knows) _____ (some) _____ palabras en español.
(The girl) _____ (does not know) _____ el español.
Nosotros (knew) _____ del accidente (last year) _____.
(I know) _____ que Dios me ama.
(I don't know) _____ mucho (Spanish) _____.
Ellos (knew) _____ español, pero nada de (English) _____.





Memorize

Turn your audio to Memorize 1. Memorize and sing. // means sing twice.

Y en esto sabemos que nosotros le conocemos, si guardamos sus mandamientos. 1 Juan 2:3


And hereby we do know that we know him, if we keep his commandments. 1 John 2:3

///Todos deben de saber/// quién es Jesús. Es el lirio de los valles; es la Rosa de Sarón; es la estrella matutina. Todos deben de saber.

///Everybody ought to know/// who Jesus is. He's the lily of the valley, He's the bright and morning star; He's the fairest of ten thousand. Everybody ought to know.

Do the Bible word match.

- | | |
|--------------------|------------------------|
| _____ we keep | a. matutina |
| _____ commandments | b. valle |
| _____ morning | c. guardamos |
| _____ if | d. mandamientos |
| _____ valley | e. todos |
| _____ everybody | f. lirio |
| _____ lily | g. si |



Review

Cut out the vocabulary cards for Lesson 1. Practice the words from Unit 1 until you can say them all correctly. Save the cards for future review.

Review these sentences.

¿Qué es esto?

¿Cómo está usted?

Los niños están en la casa.

Son una silla y una mesa.



Unit 1

2



Vocabulary

**Begin your audio at Vocabulary 2 and repeat the words.
Replay the soundtrack until you can say the words easily.**

someone	alguien	to talk (speak)	hablar
something	algo	I talk	yo hablo
sometimes	algunas veces	you talk	tú hablas, usted habla
at times	a veces	we talk	nosotros hablamos
often	muchas veces, con frecuencia, a menudo	they talk	ellos hablan
correct	correcto, correcta	I am talking	yo estoy hablando
date	la fecha	you are talking	tú estás/usted está hablando
during	durante	they are talking	ellos están hablando

Grammar Notes

Hablar is a regular *-ar* verb ending in *-o*, *-as*, *-a*, *-amos*, and *-an*.

The word *slow* in James 1:19 is translated as *tardo*. Usually though, we'd say *lento* or *despacio*.

One of the practice sentences says, *Alguien está hablando en voz alta (loudly)*. You can also say someone is speaking *en voz fuerte (in a strong voice)*. An audio speaker is called an *altavoces*, which literally translated is "loud voices."



In Spanish *to the* is better said *with the* when we translate this example sentence: "At times we talk to the man and his wife." To say "al hombre" sounds like you are talking *at* him and his wife.

In the sentence "El orar es hablar con Dios," the Spanish uses the infinitive rather than the gerund if the word is a noun, the subject of the sentence, or if it is describing that noun.

When we want to take a word like *correcta* and turn it into an adverb, we add the suffix *-mente*. In that case, *correctly* is translated as *correctamente*.



Practice

Begin your audio at Practice 2 and repeat the sentences.

Replay the soundtrack until you can say the sentences easily.

What is the date today?

The date is September 14.

That isn't the correct date.

That is not correct.

Sometimes I work during the night.

I am talking about something important.

Someone is speaking loudly.

Praying is talking with God.

I talk to Matthew often.

They talk often.

He often speaks to my mother as well.

Do you talk with your aunt and uncle sometimes?

Paul and Elizabeth speak Spanish well.

You talk too fast.

At times we talk to the man and his wife.

We speak with our family on special dates.

They are speaking with Rosa in Spanish.

¿Qué fecha es hoy?

La fecha es el catorce de septiembre.

Esa no es la fecha correcta.

Eso no es correcto.

Algunas veces yo trabajo durante la noche.

Estoy hablando de algo importante.

Alguien está hablando en voz alta.

El orar es hablar con Dios.

Yo hablo con Mateo a menudo.

Ellos hablan con frecuencia.

Muchas veces él habla con mi madre también.

¿Algunas veces hablas con tus tíos?

Pablo y Elizabet hablan bien el español.

Usted habla muy rápido.

A veces nosotros hablamos con el hombre y su esposa.

Hablamos con nuestra familia en fechas especiales.

Ellos están hablando con Rosa en español.



Match

Match the English sentence with the Spanish sentence.

_____ Sometimes we talk at night.

_____ The date isn't correct.

_____ Someone is talking to you.

_____ He and she talk often.

_____ I don't know the date.

a. Yo no sé la fecha.

b. ¿Cuál es la palabra correcta en español?

c. La fecha no es correcta.

d. Ellos están hablando con alguien.

e. A veces hablamos en la noche.

- _____ They're talking with someone. **f.** Mi amigo habla con el profesor con frecuencia.
- _____ Sometimes I talk with my friend. **g.** Él y ella hablan con frecuencia.
- _____ My friend often talks with the teacher. **h.** Yo no sé la palabra correcta.
- _____ What is the correct Spanish word? **i.** Algunas veces yo hablo con mi amigo.
- _____ I don't know the correct word. **j.** Alguien le está hablando.

Write the correct Spanish words for the English words.

Yo (talk) _____ con mi madre (often) _____.

Mi amigo (talks) _____ conmigo.

¿Por qué (are you talking) _____ con Ernesto?

Nosotros no (speak) _____ el inglés.

El Señor Gómez (speaks) _____ el español (correctly) _____.

(Sometimes) _____ Pablo y Santiago (talk) _____ mucho.

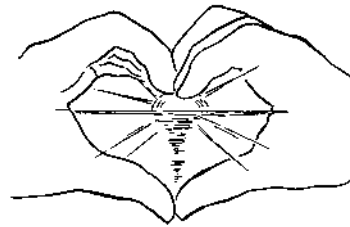
Translate these sentences into English.

Algunas veces nosotros hablamos muchas horas.

Ellos están hablando con alguien en español.



Memorize



Turn your audio to Memorize 2. Memorize and sing.

Por esto, mis amados hermanos, todo hombre sea pronto para oír, tardo para hablar, tardo para airarse.
Santiago 1:19

*Wherefore, my beloved brethren, let every man be swift to hear, slow to speak, slow to wrath.
James 1:19*

//Hoy es el día// //que el Señor me dio.// //Me alegraré// //y le alabaré.// Hoy es el día que el Señor me dio. Me alegraré y le alabaré. //Hoy es el día// que el Señor me dio.

//This is the day// //that the Lord hath made// //I will rejoice// //and be glad in it.// This is the day that the Lord hath made, I will rejoice and be glad in it. //This is the day// that the Lord hath made.

Do the Bible word match.

- | | |
|----------------------|-----------------------|
| _____ beloved | a. el Señor |
| _____ I will be glad | b. pronto |
| _____ the Lord | c. hermanos |
| _____ brethren | d. tarde |
| _____ every | e. alabaré |
| _____ swift, quick | f. amados |
| _____ I will praise | g. me alegraré |
| _____ slow | h. todo |



Review

Cut out the vocabulary cards for Lesson 2. Practice the words from Unit 1 until you can say them all correctly. Save the cards for future review.


Review these sentences.

¿Dónde está el niño?

El niño está en la casa.

¿Qué son estas cosas?

Son una mesa, una silla y un libro negro.





Unit 1

3



Vocabulary

**Begin your audio at Vocabulary 3 and repeat the words.
Replay the soundtrack until you can say the words easily.**

first	primer, primero, primera	I go	yo voy
second	segundo, segunda	you go	tú vas, usted va
younger	menor	we go	nosotros vamos
youngest	el menor, la menor	they go	ellos van
older	mayor	to go downtown	ir al centro
oldest	el mayor, la mayor	to go shopping	ir de compras
floor/story	el piso	to go away/leave	irme, irse
ground	el suelo	to go up	subir
to go	ir		

Grammar Notes

Ir is an irregular verb, conjugated as *voy*, *vas*, *vamos*, and *van* in the present tense. *Váyase* is the command to *go away*. You can remember it easily enough because you know that *ir* changes to *va*. *Vaya* is the command and the *se* is reflexive, giving it the idea of “get yourself away!” Later in the sentences the *vaya* is used without the *se* and commands someone “to go,” but not “to go away.”

When the word *primero* (first) is used before a singular, masculine noun, drop the *o* and just use *primer*. “El primer muchacho,” “el primer piso,” etc. Use the word *primero* when it stands alone or when used as an adverb.

Santiago is the actual translation of the name *James*, but *Jaime* is commonly used as well. The first three letters are the accented syllable of *Jaime* and are pronounced as one sound, like a slurred *hi*. The *e* on the end is pronounced with the short *e* sound.

Suelo is used in the practice sentences, but *la tierra* could also be used. *Tierra* means “earth,” or the dirt we walk on, so it can be used in a sentence without really changing the meaning.

In Spanish you don't use a comma before a conjunction in a series of words or phrases (Oxford comma). Example: *primero, segundo y tercero*.



Practice

Begin your audio at Practice 3 and repeat the sentences.

Replay the soundtrack until you can say the sentences easily.

Please leave.

Váyase, por favor.

I don't want to leave.

No quiero irme.

John wants to leave.

Juan quiere irse.

The younger children go to school.

Los niños menores van a la escuela.

Alfred is the youngest, and Bertha is the oldest in their family.

Alfredo es el menor y Berta es la mayor de la familia.

James is older than Margaret.

Jaime es mayor que Margarita.

Who is the oldest, Helen, Ernest, or Edmund?

¿Quién es el mayor, Elena, Ernesto o Edmundo?

We go downtown in the evening.

Nosotros vamos al centro en la tarde.

Anna and Alice go shopping on Wednesday.

Ana y Alicia van de compras el miércoles.

We don't know where they go shopping.

Nosotros no sabemos adónde van de compras.

She goes downtown every day.

Ella va al centro todos los días.

They go up to the second floor.

Ellos suben al segundo piso.

I go to the first floor.

Yo voy al primer piso.

You go with me.

Tú vas conmigo.

I want to go downtown.

Yo quiero ir al centro.

You go first. I go second.

Vaya usted primero. Yo voy de segundo.

Jesus goes with me everywhere.

Jesús va conmigo dondequiera.

The ground is dry.

El suelo está seco.

The ground isn't wet.

El suelo no está mojado.





Match

Match the English sentence with the Spanish sentence.

_____ Are you the oldest in the family?

_____ She is the youngest one.

_____ Do you want to go downtown?

_____ I go to the second floor.

_____ We go shopping.

_____ Today I leave.

_____ What color is the floor of the kitchen?

a. ¿Quiere ir al centro?

b. Hoy me voy.

c. ¿Es usted el mayor de la familia?

d. Yo voy al segundo piso.

e. ¿De qué color es el piso de la cocina?

f. Ella es la menor.

g. Nosotros vamos de compras.

Match these words by drawing lines.

first

mayor

oldest

el mayor

second

primero, primera

floor (story)

el suelo

older

el menor

younger

el piso

youngest

segundo, segunda

ground

menor

Write the correct Spanish words for the English words. Try to spell each word correctly.

Nosotros (go) _____ (downtown) _____ el lunes.

¿Quiere usted (to go shopping) _____?

Juan (goes) _____ al (second) _____ piso.

Felipe es (youngest) _____.

Translate these sentences into English.

Nosotros vamos a la escuela los lunes, los martes, los miércoles, los jueves y los viernes.

Yo voy a la iglesia todos los domingos. _____

Él va al centro cada lunes. _____

La menor es la primera. _____



Memorize

Turn your audio to Memorize 3. Memorize and sing.

Sean gratos los dichos de mi boca y la meditación de mi corazón delante de ti, oh Jehová, roca mía y redentor mío. Salmo 19:14

Let the words of my mouth, and the meditation of my heart, be acceptable [pleasing] in thy sight, O LORD, my strength, and my redeemer. Psalm 19:14

Voy al cielo, soy peregrino, a vivir eternamente con Jesús. Él me abrió ya veraz camino, al expirar por nosotros en la cruz. Coro: Voy al cielo, soy peregrino, a vivir eternamente con Jesús.

I'm going to Heaven, I'm a pilgrim; to live eternally with Jesus. He already opened the true road for me when He died for us on the cross. Chorus: I'm going to Heaven, I'm a pilgrim; to live eternally with Jesus.

Do the Bible word match.

- | | |
|-------------------|-----------------------|
| _____ grato | a. pilgrim |
| _____ boca | b. eternally |
| _____ peregrino | c. heart |
| _____ roca | d. pleasing |
| _____ cielo | e. rock |
| _____ eternamente | f. sky, heaven |
| _____ redentor | g. cross |
| _____ cruz | h. mouth |
| _____ corazón | i. redeemer |



Review

Cut out the vocabulary cards for Lesson 3. Practice the words from Unit 1 until you can say them all correctly. Save the cards for future review.

Review these sentences.

¿De qué color es la flor?

La flor es amarilla.

¿De qué color son los libros?

Los libros son negros, rojos, azules y verdes.



Unit 1

4

Vocabulary

**Begin your audio at Vocabulary 4 and repeat the words.
Replay the soundtrack until you can say the words easily.**

already	ya	to learn	aprender
comfortable	cómodo, cómoda	I learn	yo aprendo
I hope so	espero que sí	you learn	tú aprendes, usted aprende
I hope not	espero que no	we learn	nosotros aprendemos
really?	¿de veras?	they learn	ellos aprenden
rapidly	rápidamente	I learned	yo aprendí
then	entonces, después, luego	I am learning	estoy aprendiendo
their, his, hers	su, sus	we are learning	estamos aprendiendo

Grammar Notes

Regular verbs ending in *-er* are conjugated in the present tense with the endings *-o*, *-es*, *-e*, *-emos*, and *-en*.

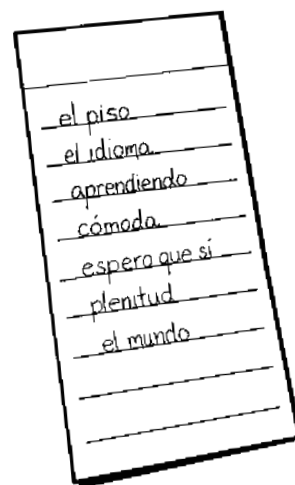
Spanish has different punctuation rules for writing dialogues, using a line instead of quotation marks. Following is a dialogue in English, showing the most commonly used Spanish dialogue punctuation rules:

—John hasn't learned much Spanish— said Emily—. He doesn't really enjoy it.

—Perhaps if he'd visit Mexico, he'd have greater incentive to learn— said Rosa.

—I'm sure that would make a big difference!

The words *por qué*, *porque*, *porqué*, and *por que* each have a specific time and place of usage.



Por qué is used in the interrogative form, either as a direct question or implied.

¿*Por qué* estamos aprendiendo español?

Why are we learning Spanish?

Porque is used to answer the “por qué” question.

Estamos aprendiendo español *porque* queremos comunicar con nuestros amigos.

We are learning Spanish *because* we want to communicate with our friends.

Porqué is a noun that shows cause or motive.


No entiendo el *porqué* de su decisión.

I don't understand *the reasoning* behind your decision.

Por que translates to “for which.”

La razón *por que* vine es para aprender español.

The reason *for which* I came, is to learn Spanish.



Practice

Begin your audio at Practice 4 and repeat the sentences.

Repeat the soundtrack until you can say the sentences easily.

We learn a lot at school.

I learned to speak English at school.

Lisa doesn't feel comfortable speaking English.

Do you learn rapidly? I hope so!

Do you talk a lot? I hope not!

I learn first, then I talk.

I want to learn rapidly.

I'm learning many new Spanish words.

Are you really thinking of going to Argentina?

We're learning to talk Spanish with his mother.

John already knows twenty-five new words.

Come at noon; I will be ready to go then.

Good, then we will leave early in the morning.

You learn the language rapidly.

Nosotros aprendemos mucho en la escuela.

Yo aprendí a hablar inglés en la escuela.

Elisa no se siente cómoda hablar el inglés.

¿Aprende usted rápidamente? ¡Espero que sí!

¿Habla mucho usted? ¡Espero que no!

Primero aprendo, luego hablo.

Quiero aprender rápidamente.

Estoy aprendiendo muchas palabras nuevas en español.

¿De veras piensas ir a Argentina?

Estamos aprendiendo a hablar español con su madre.

Juan ya sabe veinticinco palabras nuevas.

Venga a mediodía; estaré listo para salir entonces.

Bueno, entonces saldremos temprano por la mañana.

Tú aprendes el idioma rápidamente.