




















## SPECIFICATIONS

Prices may be listed on a separate quotation page.  
 Prices and specifications are subject to change without notice.  
 Prices MIGHT NOT INCLUDE freight, handling and applicable taxes.

**844.RMT.INFO**  
**www.RMTUS.com**

| Profile Type |                    | A-FAB 393  |                        | Notes |
|--------------|--------------------|--|------------------------|-------|
|              |                    | Dimensions   | Min. Internal Diameter |       |
| 1            | Solid - Square     |  2-3/8" x 2-3/8"<br>5/8" x 5/8"   | 30"<br>16"             | ○     |
| 2            | Flat-Along Edge    |  4" x 3/4"                        | 32"                    | ○     |
| 3            | Solid - Rectangle  |  8" x 1-1/4"                      | 50"                    | ○     |
| 4            | Angle Leg-Out      |  4" x 4" 1/2"                     | 40"                    | ○●    |
| 5            | Angle Leg-In       |  4" x 4" 3/8"                     | 40"                    | ○●    |
| 6            | T Section Leg-Down |  4" x 4" x 7/16"                  | 40"                    | ○     |
| 7            | T Section Leg-Out  |  4" x 4" x 7/16"                  | 40"                    | ○     |
| 8            | T Section Leg-In   |  3-1/2" x 3-1/2" x 3/8"          | 40"                    | ○     |
| 9            | Tubing - Square    |  3" x 3" x 0.200"               | 60" ∞                  | ○●    |
| 10           | Tubing - Rectangle |  4" x 1-1/2" x 0.160"           | 52" ∞                  | ○●    |
| 11           | Solid - Round      |  Ø3"                            | 32"                    | ○●    |
| 12           | Schedule 40 Pipe   |  1/2" SCH 40<br>4" SCH 40       | 18" ∞<br>40" ∞         | ●     |
| 13           | Tubing - Round     |  Ø5/8" x 0.040"<br>Ø5" x 0.100" | 18" ∞<br>56" ∞         | ●     |
| 14           | C Section Leg-Out  |  C7-9.8                         | 36"                    | ○●    |
| 15           | C Section Leg-In   |  C7-9.8                         | 40"                    | ○●    |
| 16           | I Section Easy Way |  S6-12.5#                       | 42"                    | ●     |
| 17           | H Section Easy Way |  W4-13#                         | 48"                    | ●     |

Capacity based on mild steel | ∞ Can be changed according to deformation  
 ○ Standard Rolls | ● Special Rolls | X Special Support Rolls | ▲ Special Tools

Shaft Diameters: 3.93"

Roll Diameters: 12.4"

Motor Power: 10 HP

Turning Speed: 22 FPM

Dimensions: 79" L x 58" W x 67" H

Weight: 8047 lbs.

## RMT Profile Rolls

### A-FAB 393



#### STANDARD SPECIFICATIONS:

- Steel construction welded frame
- 3 Rolls are hydraulic powered by planetary gearbox
- Hardened and ground shafts made of high tensile special steel
- Rolls are hardened and ground
- Horizontal and vertical working position
- Hardened standard rolls
- Mobile control panel
- 3 Axis mechanical lateral angle guide rolls
- Digital Read-Outs (2pcs)

#### OPTIONS:

- Pipe, tube and profile bending rolls
- Hydraulic lateral guide rolls (3 axis)
- Variable turning speed
- NC control