

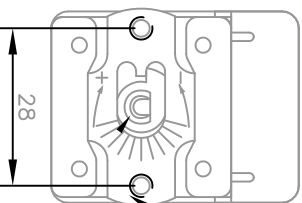
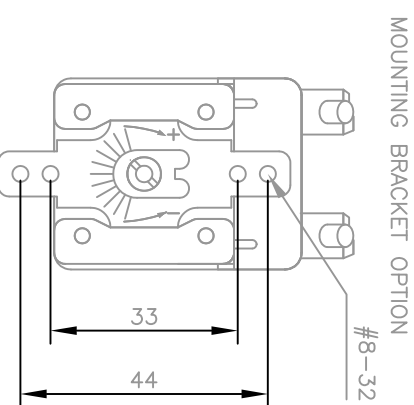
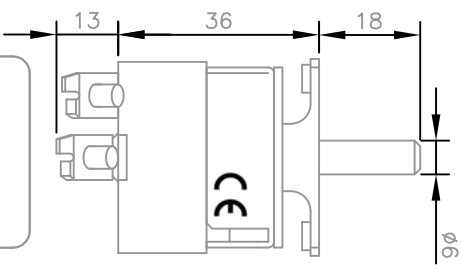
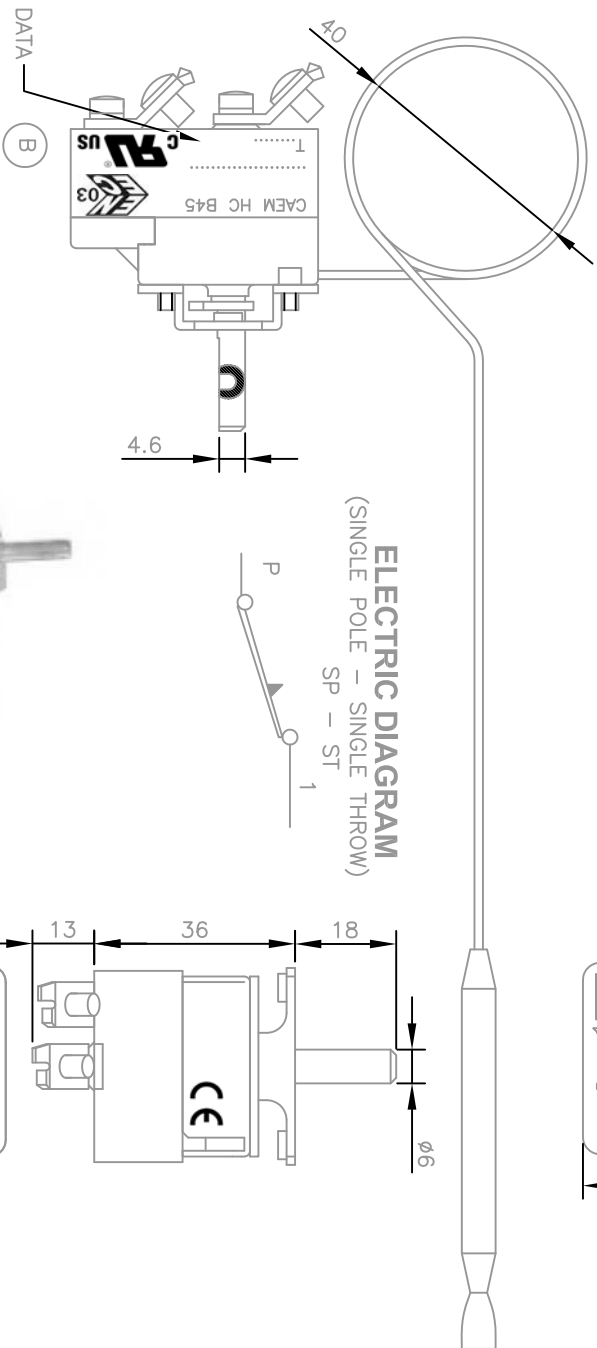
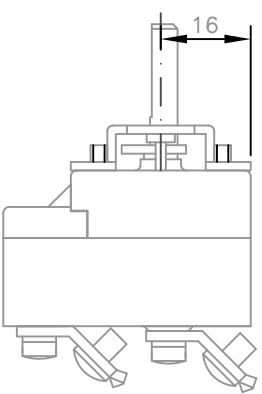
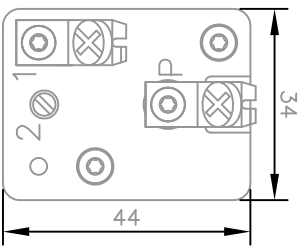
**PROPRIETARY NOTICE**  
 THIS MATERIAL IS THE PROPERTY OF SELCO PRODUCTS AND MAY NOT BE USED, REPRODUCED, PUBLISHED, OR DISCLOSED TO OTHERS WITHOUT EXPRESSED PERMISSION BY SELCO PRODUCTS FOR EACH AND EVERY INSTANCE.

REVISIONS		DATE	DRF/APP
CLASS	REV	DESCRIPTION	
-	P1	PRELIMINARY RELEASE PER ECO 4746	09/11/17 K.M. E.P.

**NOTES:**  
 TEMPERATURE RANGE: -40°F TO 75.2°F (-40°C TO 40.0°C)  
 S.P.S.T.  
 ELECTRICAL RATINGS: 120/250VAC, 30AMPS, RESISTIVE, 100,000 CYCLES  
 250VAC, 2.9FLA/30LRA, INDUCTIVE, 100,000 CYCLES

**MATERIALS:** COPPER OR STAINLESS STEEL  
**CONNECTION TABS:** 1/4" QUICK CONNECT OR #8-32  
**CAPILLARY LENGTHS:** 2' TO 13'  
**MIN CAPILLARY BENDING RADIUS** 5MM (0.2")  
**LAY OUT TEMPERATURE IN LIQUID BATH**

**ACCESSORIES:** DIALS, KNOBS, BEZELS, PLATES, SCREWS  
**MOUNTING:** STUFFING BOXES, COMPRESSION FITTINGS, REDUCER BUSHINGS  
 M9, M10, 3/8", 1/4", 1/8"



MATERIAL	DRAWN	DATE
N/A	ENG	09-11-17
HEAT TREATMENT	CHECKED	
N/A	ENG	09-11-17
FINISH	PROLENG	
N/A	E.PEDROZA	09-11-17
UNLESS OTHERWISE SPECIFIED DIMENSIONS ARE IN INCHES [mm]	QUALITY A.CORNOVA	
	09-11-17	
TOLERANCE:		
X ±.125		
XXX ±.010		
ANGLE ± 5°		

8780 TECHNOLOGY WAY, RENO, NV 89521 800-257-3526



**PART NO. 8780**  
**DESCRIPTION: HIGH CURRENT ELECTRIC THERMOSTAT**  
 HC SERIES

SIZE	CODE	INDENT NO.	DWG. NO.	REV.
A		105X3	HC SERIES	P1
SCALE:	NONE			
SHEET:	1 OF 1			

**CONTROLLED DOCUMENT**  
 VERIFY REVISION IS CURRENT PRIOR TO USE

1 2 3 4 5 6 7

A B C D E