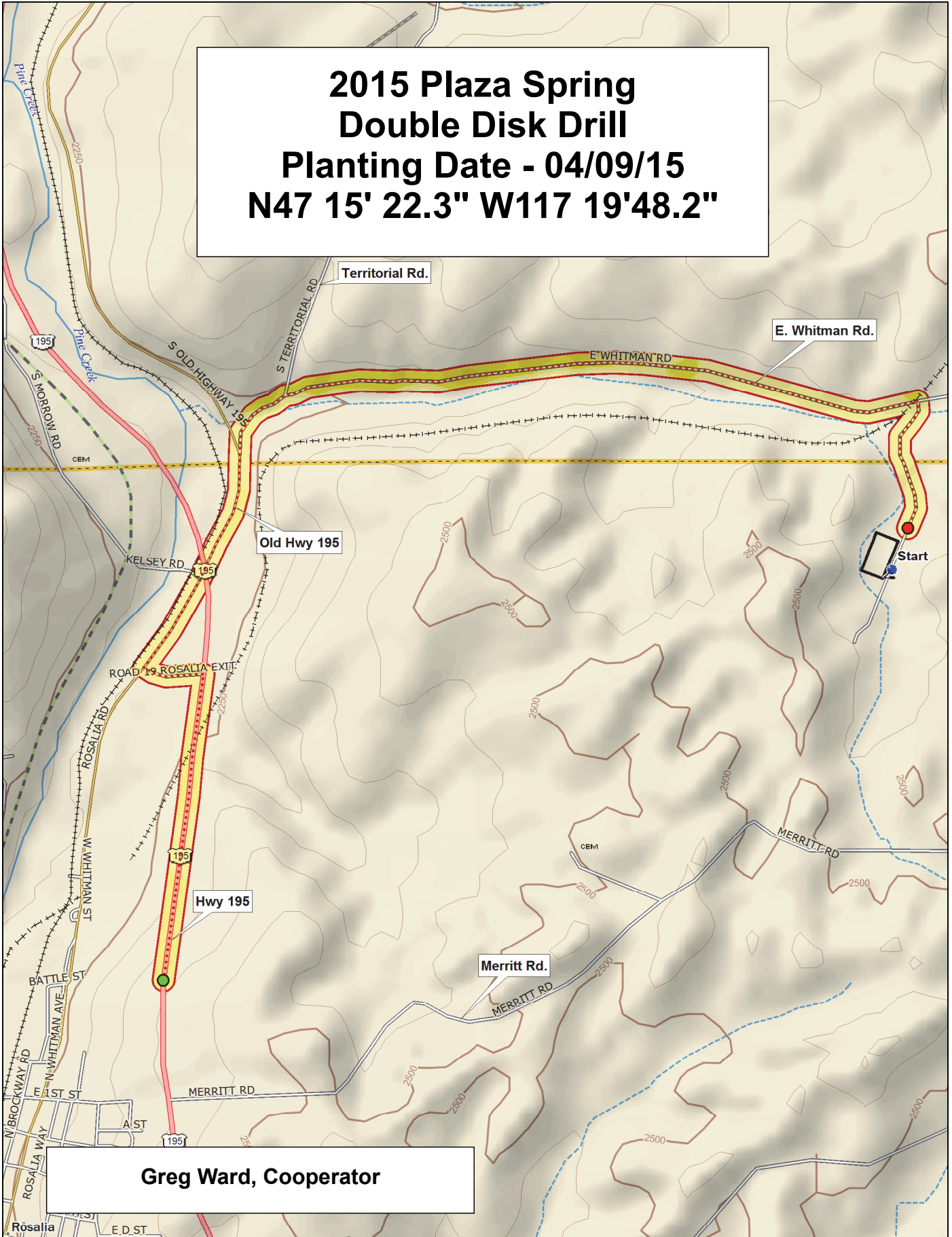


**2015 Plaza Spring
 Double Disk Drill
 Planting Date - 04/09/15
 N47 15' 22.3" W117 19'48.2"**

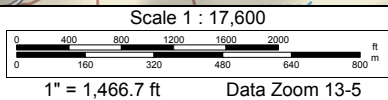


Greg Ward, Cooperator

Data use subject to license.

© DeLorme. Topo North America™ 9.

www.delorme.com



2015 Soft White Spring Trial, Plaza

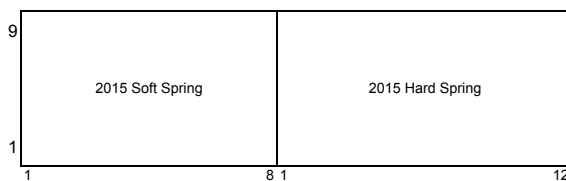
9	WA 8237	Seahawk (WA 8162)	WB6121	Diva	WA 8236	WA 8238	12-SW-052	Louise-0W
8	WA 8193	Louise-G2	JD	WA 8189	WA 8239	12-SW-079	WB-1035CL+	IDO851
7	Babe	WA 8214	Whit	Louise	M12001	UI-Stone	12-SW-068	WB6341
6	Louise-G2	WA 8236	WA 8237	WB6341	12-SW-079	WA 8214	M12001	WB6121
5	WA 8189	WB-1035CL+	Louise	Louise-0W	WA 8193	12-SW-052	UI-Stone	Whit
4	Diva	IDO851	Babe	JD	WA 8238	Seahawk (WA 8162)	WA 8239	12-SW-068
3	WB6121	WA 8189	UI-Stone	WA 8238	12-SW-079	Whit	JD	WA 8236
2	WB6341	Diva	WA 8239	Louise	Babe	Louise-G2	12-SW-068	Louise-0W
1	12-SW-052	IDO851	M12001	WA 8237	Seahawk (WA 8162)	WA 8193	WA 8214	WB-1035CL+
	1	2	3	4	5	6	7	8

Entry	Name
1	12-SW-052
2	12-SW-068
3	12-SW-079
4	Whit
5	IDO851
6	M12001
7	UI-Stone
8	WB-1035CL+
9	WB6121
10	WB6341
11	Babe
12	Diva
13	JD
14	Louise
15	Seahawk (WA 8162)
16	WA 8189
17	WA 8193
18	WA 8214
19	WA 8236
20	WA 8237
21	WA 8238
22	WA 8239
23	Louise-0W
24	Louise-G2

3 Replications, Alpha-Lattice Design

<http://variety.wsu.edu>

Common	Planting Date
Club	9-Apr



2015 Hard Spring Wheat Trial, Plaza

9	WB9879CLP	11SB0096	Bullseye	Jefferson	SY605 CL	SY Steelhead	IDO1202S	Glee-G2	IDO862E	UI-Platinum	WB9229	Glee
8	WA 8217	12SB0131	WB9518	12SB0146	Scarlet	LCS-Buck Pronto	LCS-Atomo	Hollis	WA 8242	Dayn	10SB0087-B	Soft Alzada
7	Chet (WA 8165)	WA 8220	LCS-Star	WB9668	Alum (WA 8166)	04W40292R	Kelse	WA 8241	Glee-0W	04PN3001-2	WA 8240	BR7030
6	WA 8240	Soft Alzada	WA 8217	Chet (WA 8165)	Scarlet	Bullseye	11SB0096	LCS-Buck Pronto	04W40292R	WB9668	WB9518	WB9879CLP
5	Hollis	SY605 CL	Glee-0W	04PN3001-2	IDO862E	Dayn	10SB0087-B	12SB0131	Alum (WA 8166)	WB9229	12SB0146	WA 8220
4	Kelse	Glee	Jefferson	LCS-Atomo	IDO1202S	BR7030	SY Steelhead	WA 8242	Glee-G2	WA 8241	LCS-Star	UI-Platinum
3	WA 8220	Dayn	WA 8240	WA 8217	10SB0087-B	UI-Platinum	Soft Alzada	WA 8241	Glee	WB9518	Kelse	Alum (WA 8166)
2	SY605 CL	WB9879CLP	04W40292R	11SB0096	Glee-G2	LCS-Atomo	Scarlet	BR7030	IDO862E	SY Steelhead	Hollis	WB9668
1	IDO1202S	Chet (WA 8165)	12SB0146	LCS-Star	WB9229	04PN3001-2	Glee-0W	Jefferson	12SB0131	WA 8242	LCS-Buck Pronto	Bullseye

Entry	Name
1	BR7030 HWS
2	10SB0087-B HRS
3	11SB0096 HRS
4	12SB0131 HWS
5	12SB0146 HWS
6	LCS-Atomo
7	LCS-Buck Pronto
8	LCS-Star
9	04PN3001-2
10	04W40292R
11	Bullseye
12	SY Steelhead
13	SY605 CL
14	IDO1202S
15	IDO862E
16	Jefferson
17	UI-Platinum
18	WB9229

Entry	Name
15	WB9518
16	WB9668
17	WB9879CLP
18	Alum (WA 8166)
19	Chet (WA 8165)
20	Dayn
21	Glee
22	Hollis
23	Kelse
24	Scarlet
25	WA 8217
26	WA 8220
27	WA 8240
28	WA 8241
29	WA 8242
30	Glee-0W
31	Glee-G2
32	Soft Alzada

3 Replications, Alpha-Lattice Design

<http://variety.wsu.edu>

Red	Planting Date
White	9-Apr
Durum	

