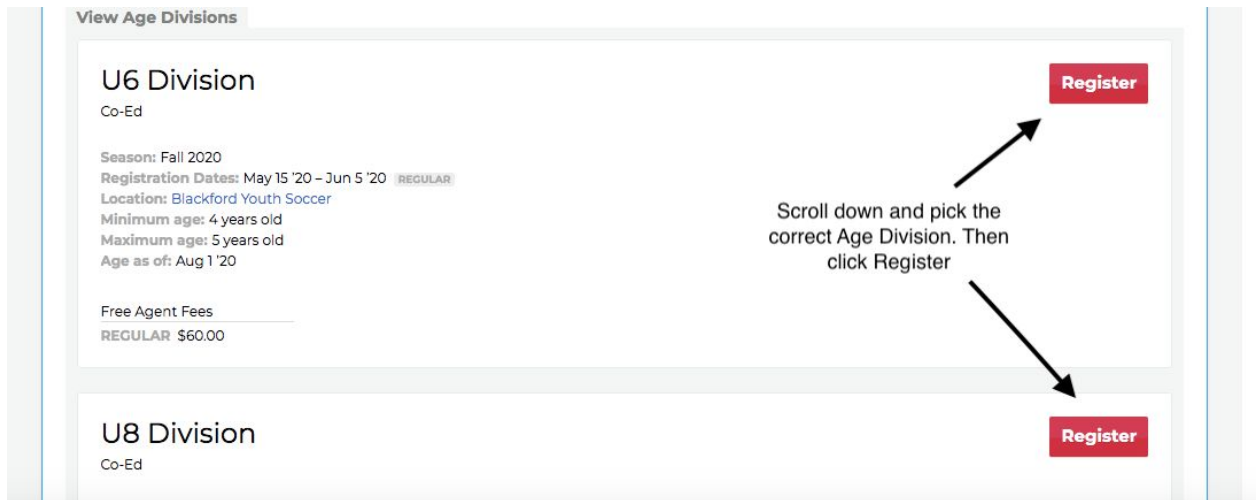


Eastbrook Youth Soccer

How to Register

1. Go to the website [Click Here To Register](#)
2. Scroll through and pick the correct age division, then click on REGISTER



3. It will then ask you to create an account. PLEASE ONLY CREATE ONE ACCOUNT PER FAMILY UNIT. You will be able to add additional adults later in the process (other parents, grandparents, etc.)
LEAVE THE SECOND EMAIL BLANK!!

The screenshot shows a "Create Parent Account" form. On the left is a vertical sidebar with six steps: "1 Parent Info" (highlighted with a green circle), "2 Child Info", "3 Details", "4 Waiver", "5 Payment", and "6 Confirmation". The main form area has the title "Create Parent Account" and three input fields: "Username *", "Password *", and "Confirm Password *". The "Username" field has a red error message "X UNAVAILABLE" and a note "Please provide a username." below it, stating "Username cannot be an email address. It can contain only letters, digits, dashes and underscores." The "Password" field has a red error message "Please provide a password." and a note "Password can be anything you want -- the more complicated, the more secure, but it's up to you." The "Confirm Password" field is empty. To the right of the form is a section titled "Already have an account?" with input fields for "Username or email" and "Password", a "Forgot your password?" link, a "Log In" button, and a "Remember me" checkbox.

4. Add first child info. You will want to add the child that matches the division you picked.

The screenshot shows a web interface with a red header bar containing a soccer ball logo and navigation links for HOME, LEAGUES, and LOCATIONS. A sidebar on the left lists steps: 2 Child Info (highlighted), 3 Details, 4 Waiver, 5 Payment, and 6 Confirmation. The main content area is titled "Select a child or parent:" and contains the following fields:

- Child Name: Sarah Adams
- Birth Date: January 1, 2016
- Gender: Male Female
- Email (Optional): [Empty field]
- Address: 111 Main St.
- City: Upland, State/Province: Indiana, Postal Code: 46989
- Emergency Contact Name: Jane Adams
- Emergency Contact Phone: 1231231234

At the bottom of the form, there are "Save" and "Cancel" buttons. The "Save" button is circled in red. Below the form, there are two profile cards for "Ken Adams" and another card with a blacked-out name.

5. It will prompt you to add as a Free Agent

The screenshot shows a "Register for a program" dialog box with a dark background. The dialog has a title "Register for a program" and a subtitle "Select an Option:". Inside the dialog, there is a card for "Free Agent" with a price of "\$60.00" and an icon of a person with a soccer ball. An arrow points from the text "Click Here" to the "Free Agent" card. A "Cancel" button is located at the bottom right of the dialog. In the background, a sidebar shows steps 2 through 6, and a "Register Ken" button is visible on the right.

6. Then add the Details

The screenshot shows a registration form for Sarah Adams, a Free Agent. The form is divided into several sections:

- Parent Info:** Registered by Sarah Adams.
- Registration Details:** Free Agent registration requires a payment of \$60.00 by May 15. A note states: "Congratulations. You qualify for our multi player sibling discount. You'll save \$30 on this registration." A red circle highlights this note.
- Player Information:** Jersey Size (Youth S), Upcoming Grade (Pre-K), Number of seasons played (0). A note says: "This is where the discount will show up for families with multiple players." A red circle highlights the "Next" button at the bottom.
- League Notes:** "Now accepting registrations!"
- U8 Division:** Soccer - Co-Ed.
- Season:** Fall 2020.
- Registration Dates:** May 15 '20 - Jun 5 '20 (REG).
- Location:** Blackford Youth Soccer.
- Minimum age:** 4 years old.
- Maximum age:** 5 years old.
- Age as of:** Aug 1 '20.
- Free Agent Fees:** REGULAR \$60.00.

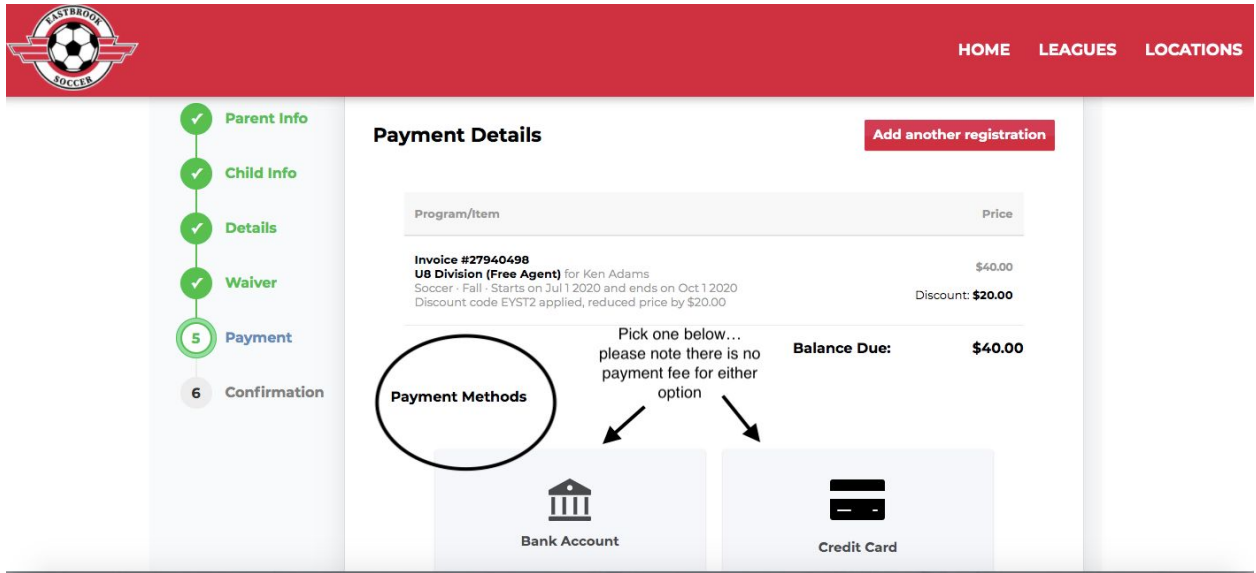
A red bar at the bottom of the page says "SIGNUP FOR EASTBROOK YOUTH".

7. Read and click on the waivers

The screenshot shows a registration form for Ken Adams, a Free Agent. The form is divided into several sections:

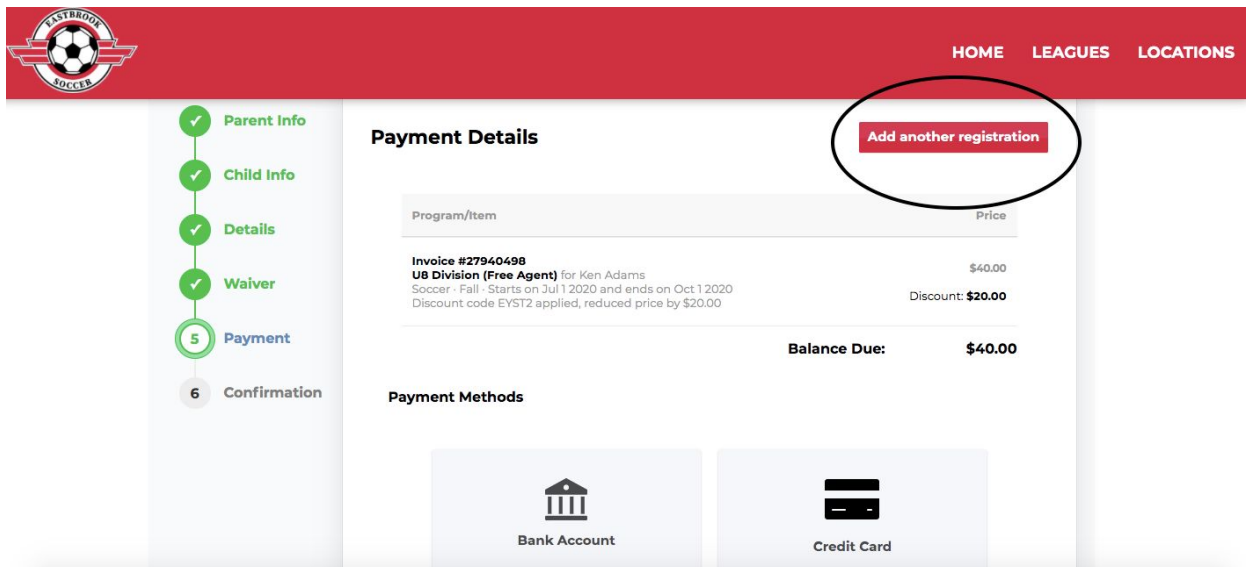
- Parent Info:** Registered by Ken Adams.
- Waivers:** A section titled "Waivers" with the instruction "All three boxes MUST be checked before the Next button will pop up for you". It contains three checkboxes, all of which are checked:
 - I have read and agree to the Waiver requirements
 - I have read and agree to the Refund Policy requirements
 - I have read and agree to the Media Release requirementsA red circle highlights the "Next" button at the bottom.
- League Notes:** "Now accepting registrations!"
- U8 Division:** Soccer - Co-Ed.
- Season:** Fall 2020.
- Registration Dates:** May 15 '20 - Jun 5 '20 (REGULAR).
- Location:** Blackford Youth Soccer.
- Minimum age:** 6 years old.
- Maximum age:** 7 years old.
- Age as of:** Aug 1 '20.
- Free Agent Fees:** REGULAR \$60.00.

8. Pick your mode of payment OR proceed to #10 to add more players

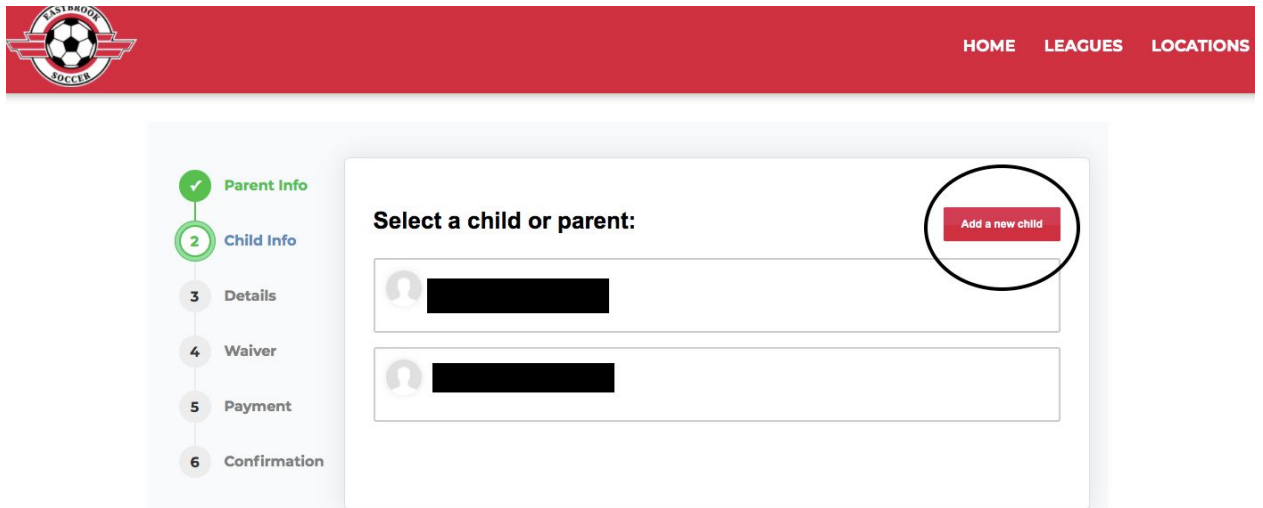


9. **ADDING ADDITIONAL ADULTS!!!** Once you have paid you will go to a screen that will have a link to instructions on adding more adults to your account. If you go to this screen, read it and use the BACK arrow to get back to your account. That is the screen in which you can add additional adult

10. Add another registration:

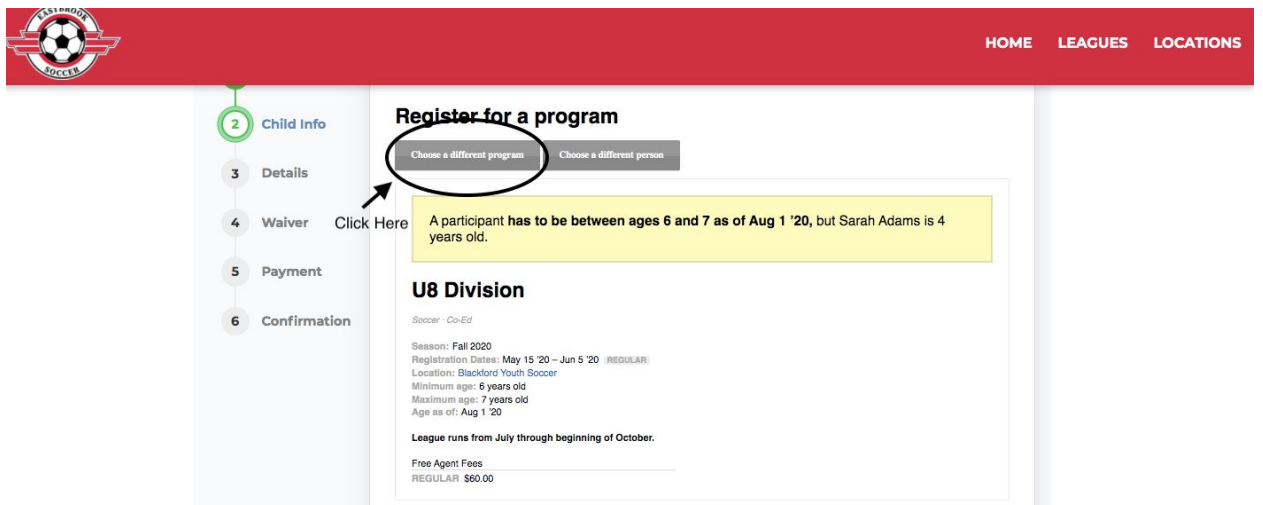


11.



12. Add child info (same as #4 above). If child is in the same division as your previous child, proceed through steps 5-8). If child is in a different division go to next step.

13. If child is in a different division than the previous child you will see this screen and you will need to choose a different program



14. Click on Eastbrook Youth Soccer Fall 2020

The screenshot shows the 'Register for a program' interface. On the left, a vertical navigation menu has 'Child Info' selected. The main content area has a search filter with 'Sport' set to 'Soccer', 'Level' set to 'All Levels', and 'Season' set to '-- Select Season --'. Below these are 'Location' and 'Select days' filters. A red 'Filter' button is present. At the bottom of the search results, a box for 'Eastbrook Youth Soccer Fall 2020' is circled in black, with an arrow pointing to it from the text 'Click in Here'.

15. Pick correct Division

The screenshot shows the 'Register for a program' interface with the search filters from the previous step. Below the filters, a grid of division options is displayed, each in a box: 'U10 Division', 'U12 Division', 'U15 Division', 'U6 Division', and 'U8 Division'. Each box contains the sport, season, and location. A black box highlights this entire grid, and a note at the bottom right of the box says 'Double click in the correct Division'.

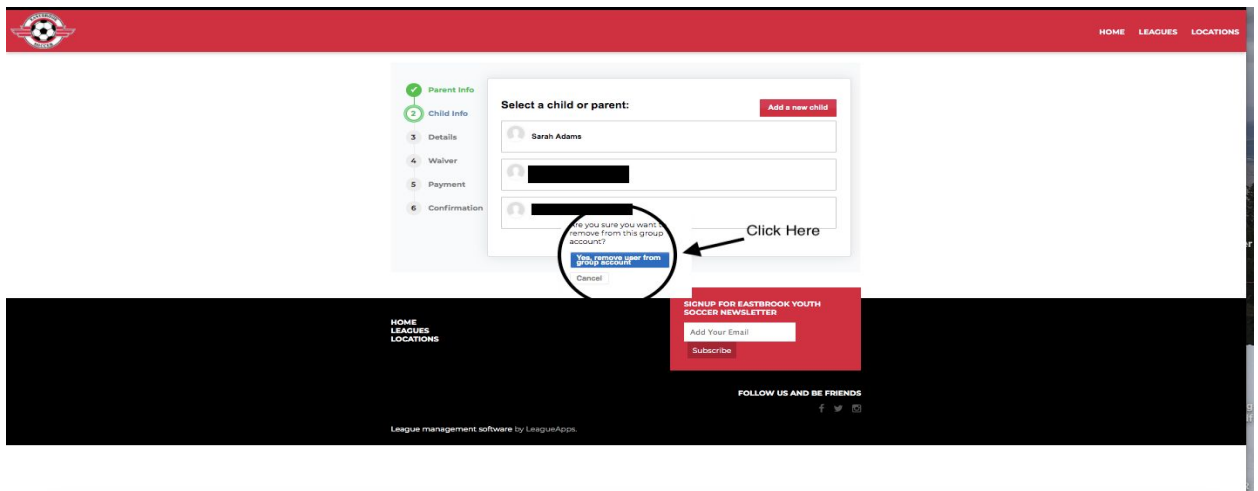
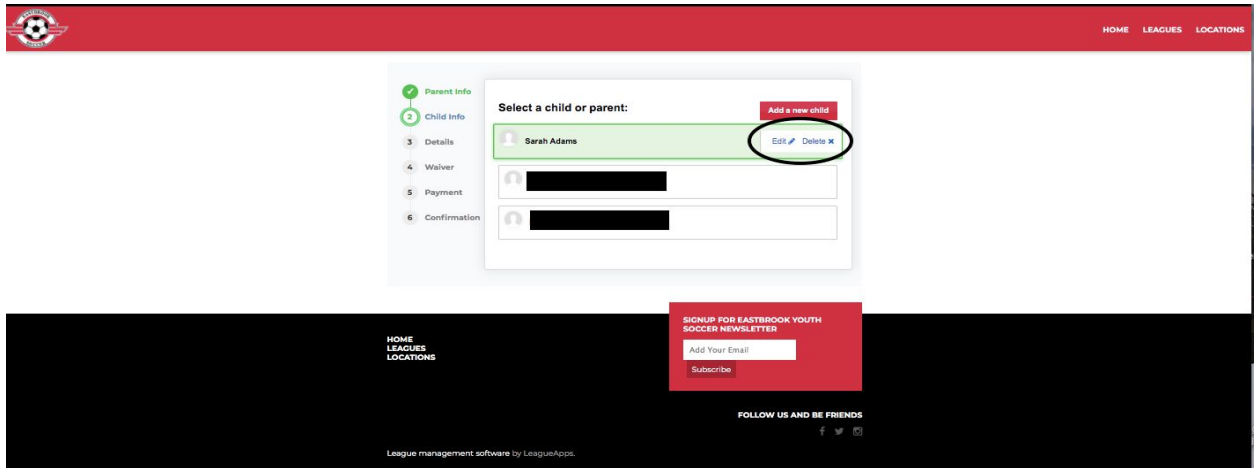
16. Register child

The screenshot shows the 'Register for a program' interface with the 'U6 Division' selected. The details for this division are shown, including 'Season: Fall 2020', 'Registration Dates: May 15 '20 - Jun 5 '20', 'Location: Blackford Youth Soccer', and 'Free Agent Fees: REGULAR \$60.00'. A red 'Register Sarah' button is circled in black on the right side of the details panel.

17. Return to #5 and complete steps 5-8

Additional Help:

- How to delete a child



[Click Here to Register](#)