



# UX Academy

Break into UI/UX design with our first online bootcamp made for career-switchers

## PART-TIME TRACK

### WELCOME TO THE ACADEMY

We've put together an online program that's tailored to your needs.


#### Learn Essential Skills

Spend the first half of the program learning the essentials through written lectures, hands-on work, and community & mentor-based help.




Online Curriculum

+



Mentor Interaction

+

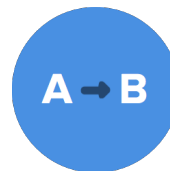


Community Critique




#### Get Job Prep

Spend the second half of the program working on your design portfolio through a series of in-depth Capstone projects, going through mock interviews, and working directly towards your career goals with our network of expert design mentors.



Career Guidance

+



Mock Interviews



#### Advance Your Career

Our goal is to help you land your first job in UX design and kickstart the next exciting chapter of your career.





## PART-TIME TRACK

## PHASE 1: METHODOLOGIES &amp; PRACTICES

## WEEK 1

## Intro to User Experience Design

Learn how to navigate the wide world of User Experience design.

🕒 20 hours

👤 1 lead mentor session

👥 1 group critique

## WEEKS 2 &amp; 3

## Visual Design for User Experience Designers

Learn graphic design basics - layout, visual hierarchy, color theory and typography and how they work together to create beautiful interfaces and experiences.

🕒 40 hours

👤 1 lead mentor session

👤 1 subject mentor session

👥 1 group critique

## WEEKS 4 &amp; 5

## User Research &amp; Strategy

Learn how to make products that fit your users' needs, by practicing techniques of interviewing, observation, and testing.

🕒 40 hours

👤 1 lead mentor session

👤 1 subject mentor session

👥 1 group critique

## WEEKS 6 &amp; 7

## Interaction Design

Learn about usability principles, information architecture, design patterns — and the essentials of how to turn research into wireframes & sitemaps.

🕒 40 hours

👤 1 lead mentor session

👤 1 subject mentor session

👥 1 group critique

## WEEK 8

## Interaction Design

Continue learning about usability principles, information architecture, design patterns — and the essentials of how to turn research into wireframes & sitemaps.

🕒 20 hours

👤 1 lead mentor session

👥 1 group critique

## WEEKS 9 &amp; 10

## Prototyping &amp; Testing

Learn how to create interactive prototypes to test your concepts with real users, and practice techniques to iterate your work and evolve your product.

🕒 40 hours

👤 1 lead mentor session

👤 1 subject mentor session

👥 1 group critique



## PART-TIME TRACK

## PHASE 1: METHODOLOGIES &amp; PRACTICES CONTINUED

## WEEKS 11 &amp; 12

## User Interface Design

Design icons & vector graphics, explore UI patterns, and design your personal brand and logo.

🕒 40 hours

👤 1 lead mentor session

👥 group critique

## PHASE 2: CAPSTONE PROJECTS &amp; PROFESSIONAL PRACTICES

## WEEKS 13 &amp; 14

## Capstone Project 1

Work on multi-week client projects creating designs for your portfolio.

🕒 40 hours

👤 1 lead mentor session

👤 1 subject mentor session

👥 1 group critique

## WEEKS 15 &amp; 16

## Capstone Project 2

Work on multi-week client projects creating designs for your portfolio.

🕒 40 hours

👤 1 lead mentor session

👤 1 subject mentor session

👥 1 group critique

## WEEKS 17-18 &amp; 19-20

## Capstone Project 3

Work on multi-week client projects creating designs for your portfolio.

🕒 80 hours

👤 1 lead mentor session

👤 1 subject mentor session

👥 1 group critique

## WEEK 21 &amp; 22

## Professional Practices

Being a professional isn't just about being a good designer. Learn how to collaborate with stakeholders, prepare design briefs, defend your design decisions, and more.

🕒 40 hours

👤 1 lead mentor session

👤 1 subject mentor session

👥 1 group critique



## TUITION &amp; FINANCING

### Can you believe it's only \$2799 for the full program?

The goal of UX Academy is to propel you into a career as a UX designer. When you commit to one of our timed tracks (either the 40 or 20 hour) we provide a money-back guarantee if you unable to get freelance work or a role as a junior level designer within 6 months of completing the course. We're that committed to your success as a designer. Amazing right?

If coming up with the funds upfront is a challenge, we can help. We offer payment plans with 3 or 6 month payment periods.

Tuition is \$2799 paid upfront, or \$2999 paid in 3 or 6 monthly installments, which includes a \$399 refundable deposit to secure your spot in the program.

Still have questions?

Send us an email - [hello@trydesignlab.com](mailto:hello@trydesignlab.com) or give us a call at 408-802-2008

