



Gospel Wisdom for Moms: A handcrafted devotional from The Bible Project



Contents

Introduction to this Guide	3
Luke-Acts Miniseries: An Overview	4
1. The Remarkable Circumstances of Jesus' Birth	6
2. The Social Implications of the Upside-Down Kingdom	10
3. Journey from Galilee to Jerusalem	14
4. Enthronement of a Different Kind of King	18
5. Responding to an Empty Tomb	22
6. The Gospel to Jerusalem	26
7. The Gospel to the Greek	30
8. The Gospel Goes Global	34
9. Paul's Journey to Rome	38





Introduction to this Guide

In life's busiest stages, reading Scripture can provide a way to connect with God. But it's in these seasons that we often have the least time to connect with him. And when you do find the time, where do you start? How do we make sense of these ancient stories? And how can we read these stories in the context of the larger story of Scripture?

The Bible is a unified story of God's love and grace that's woven into the history of humanity. God understands our complexities and responsibilities—as humans, as women, as mothers, as spouses, and as sisters—and offers us rich truth to feed our minds, hearts, and souls. He desires to fill you up as he sees you pour yourself out to others.

We get it. A devotional can easily seem like another demand or “to do” to mark off your ever-expanding list. But our desire is to create a space for you to spend quality time with God and for him to renew your strength and give you a fresh perspective. No matter where you are in your relationship with God right now—dipping your toes into the edge of the water, diving in head first, or even sinking amidst the raging rapids of life—you are invited to let the current of God's story carry you closer to the heart of God. Through watching The Bible Project videos and your own reading and reflecting upon Scripture, it is our desire for you to experience the story of the Bible like you never have before.

Luke-Acts Miniseries: An Overview

This devotional guide will focus on the climax of the epic story of the Bible—the moment in history when God entered our world and changed everything through Jesus.

One of the earliest accounts we have about Jesus of Nazareth was produced by one of his followers—a man named Luke. Luke’s mission was to explain how Jesus turned the world upside-down. To do this, Luke investigated the eyewitness testimony of Jesus’ first followers and composed a biography of Jesus and history of the early Church.

Luke designed his work as two epic narratives. We know them today as the books of Luke and Acts in the New Testament. Although they are not side-by-side in our modern Bibles, they were intended to be read as one story. Let’s look at a road map for each book, which also forms the structure for this devotional guide:

PART 1: LUKE

CHAPTERS 1-2	The Remarkable Circumstances of Jesus’ Birth
CHAPTERS 3-9	The Social Implications of the Upside-Down Kingdom
CHAPTERS 9-19	Journey from Galilee to Jerusalem
CHAPTERS 20-23	Enthronement of a Different Kind of King
CHAPTER 24	Responding to an empty tomb

PART 2: ACTS

CHAPTERS 1-7	The Gospel of the Kingdom
CHAPTERS 8-12	The Gospel to the Greek
CHAPTERS 13-20	The Gospel Goes Global
CHAPTERS 20-28	Paul’s Journey to Rome

You can certainly read and enjoy Luke's narrative on its own, but the story becomes even more rich when you see how Luke situates Jesus' story within the larger story of the Bible. It's as if Luke places the story of Jesus on the main stage, but in the background, he shows clips from Israel's story that bring greater meaning to what is happening on the stage.

But here's the thing. Luke is rarely explicit about how the Jesus story is connected to other stories in the Bible. His desire was for his readers to notice those connections and discover the significance of each part of the story for themselves. For modern readers like us, this is easier said than done, since we are not as familiar as the original audience was with the surrounding culture and Old Testament story. How can we journey through Luke and Acts while keeping this all in mind? We're glad you asked!

We are going to guide you through the process of engaging with Luke's story as he intended, picking up on subtle nuances and connections, so that you can experience the richness of Luke's account. In each devotional, you will go through the following process:

1. Prepare

You will read an introduction to the section of Scripture to connect you to Luke's main message and themes. We will provide a set of Discovery Questions to help you get the most out of watching and reading.

2. Watch

You'll visualize the section of Scripture you are studying by watching a TBP animated video on YouTube. You can watch on a phone, tablet, or computer.

3. Read

You will then read through and explore the passage for yourself.

4. Understand

You'll put together every thing you've noticed in the previous steps to discover the author's main messages and themes.

5. Respond

Scripture is an ancient document written for an ancient audience, but its messages are for the benefit of all generations. Here, you'll relate the author's meaning to your life personally.

Let's begin...

The Remarkable Circumstances of Jesus' Birth

LUKE 1-2

DEVOTIONAL 1

TOTAL TIME: 35-40 MINUTES

I. Prepare

For the people who experienced Jesus' arrival on earth, it wasn't at all what they were expecting. But Luke's account of Jesus' coming tells the story of those who chose to follow God's leading into the profound mystery and the world-altering miracle of God becoming one with humanity. As people like Zechariah, Elizabeth, Mary, and even the shepherds chose to trust and follow God's lead, they got to experience the world in a whole new way and align their lives with this new upside-down order that Jesus brought. As John the Baptist would eventually go on to proclaim: Everything's going to change. God's on his way!

Discovery Questions

Don't you admire the curiosity of kids? When they get to a certain age, they seem to have a question about everything. In the same way, it's helpful to approach Scripture with that same level of inquisitiveness. But the type of questions we bring to Scripture are important. These Discovery Questions will allow you to track with what you're watching and reading, channeling your curiosity to find Luke's main message. Feel free to underline or make notes in the margin of your Bible to keep track of what you are noticing.

CHARACTERS	How is the author portraying the characters?
PLOT	What is happening? What is the significance of the order of events?
SETTING	Where is the action taking place? What is the significance of the setting?
STYLE	What repeated words/themes or Old Testament connections stand out?

Recommended Watching

The Bible Project has a video series called How to Read that explores the origins, content, and purpose of the Bible. Several of these videos will be helpful for your understanding of the Discovery Questions in Luke and Acts. Head over to YouTube to check them out:

- "Plot in Biblical Narrative"
- "Character in Biblical Narrative"
- "Setting in Biblical Narrative"
- "Design Patterns in Biblical Narrative"

2. Watch

Video Title: The Birth of Jesus - Gospel of Luke Ch. 1-2

Video Time: 4 minutes 15 seconds.

The first in a five-part series on the Gospel of Luke. We explore the amazing events surrounding the birth of Jesus. The humble conditions of his family and their low status in Israelite society foreshadow the upside-down nature of Jesus' kingdom.



3. Read

Read Time: 8-10 minutes

Read Passage: Luke Chapters 1-2

Open your Bible and read through Luke chapters 1-2. Pay attention to character, plot, setting, and style as you seek to discover the main ideas and themes in this section.

CHAPTERS 1-2

Dedication to Theophilus
Birth of John the Baptist Foretold
Birth of Jesus Foretold
Mary Visits Elizabeth
Mary's Song of Praise
The Birth of John the Baptist
Zechariah's Prophecy
The Birth of Jesus Christ
The Shepherds and the Angels
Jesus Presented at the Temple
The Return to Nazareth
The Boy Jesus in the Temple

4. Understand

Time: 5-10 minutes

Knowing the main idea helps us identify the author's message and apply the principles to our own lives. In this step, prayerfully ask God to help you connect all that you've observed in this section to understand the main message and themes.

What did you notice about characters, plot, setting, and style during the video and the reading? Summarize what you think the author's main point is from this section. What story is being told? Are there other main themes that stood out to you?

[illegible]

5. Respond

Time: 5-10 minutes

Scripture is an ancient document. Luke wrote with his ancient audience in mind. But God intends for the messages of Scripture to be for the benefit of all generations. In this step, you'll explore how to apply the main message and themes to your own life.

How does the main idea or themes you've identified connect with your life personally? Prayerfully ask God whether there are specific ways that you can respond in your attitude, emotions, or actions.

The Social Implications of the Upside-Down Kingdom

LUKE 3-9

DEVOTIONAL 2

TOTAL TIME: 55 MINUTES

I. Prepare

In Luke 1-2, you heard about the surprising arrival of God's Kingdom. Jesus was born into poor and humble origins to turn our world upside-down. In the next part of the story, Jesus launches his ministry of good news for the poor. Sticking to his theme of the upside-down Kingdom, we see people from diverse backgrounds respond and begin to learn to live together in peace. As they quickly realize, Jesus' way of life is way different than what the world has offered them. Dive into the story and explore the social implications of Jesus' upside-down Kingdom.

Discovery Questions

Remember, we want to read Scripture with a spirit of curiosity. Keep these questions in mind as you watch and read. Feel free to underline or make notes in the margins of your Bible to keep track of what you are noticing.

CHARACTERS	How is the author portraying the characters?
PLOT	What is happening? What is the significance of the order of events?
SETTING	Where is the action taking place? What is the significance of the setting?
STYLE	What repeated words/themes or Old Testament connections stand out?

2. Watch

Video Title: Gospel of Luke 3-9

Video Time: 5 minutes 6 seconds

The second in a five-part series on the Gospel of Luke. We watch Jesus launch his ministry of good news for the poor and how he brought together people from very diverse backgrounds to live together in peace.



3. Read

Read Time: 25-30 minutes

Read Passage: Luke Chapters 3-9

Open your Bible and read through Luke chapters 3-9. Pay attention to character, plot, setting, and style as you seek to discover the main ideas and themes in this section.

CHAPTERS 3-9

John the Baptist Prepares the Way

The Genealogy of Christ

Jesus Overcomes Temptation in the Wilderness

Jesus Begins his Ministry to the Poor

Manifesto of an Upside-Down Kingdom

Jesus Sends out the Twelve Apostles

Resistance from Leaders Leads to a New Revelation

4. Understand

Time: 5-10 minutes

Knowing the main idea helps us identify the author's message and apply that message to our own lives. In this step, you'll prayerfully ask God to help you put together all that you've observed in this section to understand the message/themes.

What did you notice about characters, plot, setting, and style during the video and the reading? Summarize what you think the author's main point is from this section. What story is being told? Are there other main themes that stood out to you?

5. Respond

Time: 5-10 minutes

Scripture is an ancient document. Luke certainly had his ancient audience in mind—not us—when writing. But God intends for the messages communicated through Scripture be for the benefit of all generations. In this step, you'll explore how to apply the main message and themes to your own life.

How does the main idea or themes you've identified connect with your life personally? Prayerfully ask God whether there are specific ways that you can respond in your attitude, emotions, or actions.

[illegible]

Journey from Galilee to Jerusalem

LUKE 9-19

DEVOTIONAL 3

TOTAL TIME: 70 MINUTES

I. Prepare

Luke opened his gospel with the remarkable birth of Jesus, then he showed us that Jesus was Israel's true Messiah announcing the good news of God's Kingdom to the poor. In these middle chapters of Luke, Jesus takes a journey from Galilee to Jerusalem. He continues to spread his message of good news for the sick, the poor, and the marginalized, challenging people to a new way of life and introducing them to the nature of his Kingdom. Many welcomed Jesus' message, but Israel's leaders were not happy. Jesus' teaching threatened their position in society and everything they believed. We see the tension and conflict building in these chapters, setting the stage for Jesus' famous parable of the prodigal son. Take this journey with Jesus from Galilee to Jerusalem and discover one of Luke's central messages: all are welcome in the upside-down Kingdom of God.

Discovery Questions

Remember, we want to read Scripture with a spirit of curiosity. Keep these questions in mind as you watch and read. Feel free to underline or make notes in the margins of your Bible to keep track of what you are noticing.

CHARACTERS	How is the author portraying the characters?
PLOT	What is happening? What is the significance of the order of events?
SETTING	Where is the action taking place? What is the significance of the setting?
STYLE	What repeated words/themes or Old Testament connections stand out?

2. Watch

Video Title: Gospel of Luke Ch. 9-19

Video Time: 4 minutes 47 seconds

Part three explores the central part of Luke's Gospel. Jesus continues his controversial announcement of good news for the poor during his long road-trip to Jerusalem, which increases conflict with Israel's religious leaders. This tension provides the setting for the famous parable of the Prodigal Son.



3. Read

Read Time: 40-45 minutes

Read Passage: Luke Chapters 9-19

Open your Bible and read through Luke chapters 9-19. Pay attention to character, plot, setting, and style as you seek to discover the main ideas and themes in this section.

CHAPTERS 9-19

- The Mission of the Twelve
- Jesus Teaches on Many Topics
- Jesus Performs Miracles
- Jesus Heals the Sick
- Jesus Foretells His Death and Resurrection
- The Transfiguration
- Jesus Teaches Through Parables
- Jesus Visits Martha and Mary
- Jesus Teaches about Prayer
- Jesus Denounces Pharisees and Lawyers
- Jesus the Cause of Division
- The Coming of the Kingdom
- Jesus' Triumphal Entry into Jerusalem
- Jesus Weeps over Jerusalem
- Jesus Cleanses the Temple

4. Understand

Time: 5-10 minutes

Knowing the main idea helps us identify the author's message and apply that message to our own lives. In this step, you'll prayerfully ask God to help you put together all that you've observed in this section to understand the message/themes.

What did you notice about characters, plot, setting and style during the video and the reading? Summarize what you think the author's main point is from this section. What story is being told? Are there other main themes that stood out to you?

[illegible]

5. Respond

Time: 5-10 minutes

Scripture is an ancient document. Luke certainly had his ancient audience in mind—not us—when writing. But God intends for the messages communicated through Scripture be for the benefit of all generations. In this step, you'll explore how to apply the main message and themes to your own life.

How does the main idea or themes you've identified connect with your life personally? Prayerfully ask God whether there are specific ways that you can respond in your attitude, emotions, or actions.

[illegible]

Enthronement of a Different Kind of King

LUKE 19-23

DEVOTIONAL 4

TOTAL TIME: 45 MINUTES

I. Prepare

In the previous section of Luke, we went on a roadtrip with Jesus and learned about his new Kingdom from his actions, teachings, and parables. Now Jesus has reached his destination: Jerusalem. He is welcomed into the city with great celebration and a royal welcome as many people recognized Jesus as the promised king of Israel. Meanwhile, Israel's leaders are not sharing in the celebration. **And they are** no longer just angry; they are plotting to take Jesus' life. This is the climax of an epic story that changes the course of history forever. Whether this story is new or you've heard it countless times, take the time to walk with Jesus as he faces arrest and death by crucifixion — an innocent man dying to take away the sins of all humanity.

Discovery Questions

Remember, we want to read scripture with a spirit of curiosity. Keep these questions in mind as you watch and read. Feel free to underline or make notes in the margins of your Bible to keep track of what you are noticing.

CHARACTERS	How is the author portraying the characters?
PLOT	What is happening? What is the significance of the order of events?
SETTING	Where is the action taking place? What is the significance of the setting?
STYLE	What repeated words/themes or Old Testament connections stand out?

2. Watch

Video Title: Gospel of Luke Ch. 19-23

Video Time: 4 minutes 25 seconds

The final week of Jesus' life culminated in a controversial week in Jerusalem during Passover. In this video, we'll explore the Gospel of Luke chs. 19-23, and how it came about that the innocent Jesus ended up being executed as a revolutionary rebel against Rome. We'll also see how Jesus was not at all surprised because he believed that his death would open up a new future for Israel, and for all humanity.



3. Read

Read Time: 15-20 minutes

Read Passage: Luke Chapters 19-23

Open your Bible and read through Luke chapters 19-23. Pay attention to character, plot, setting, and style as you seek to discover the main ideas and themes in this section.

CHAPTERS 19-23

Jesus In Jerusalem

The Authority of Jesus Questioned

Jesus Answers Questions

The Plot to Kill Jesus

The Preparation of the Passover

The Institution of the Lord's Supper

Jesus Prays on the Mount of Olives

The Betrayal and Arrest of Jesus

Peter Denies Jesus

Jesus Before the Council, Pilate, and Herod

Jesus Sentenced to Death

The Crucifixion, Death, and Burial of Jesus

4. Understand

Time: 5-10 minutes

Knowing the main idea helps us identify the author's message and apply that message to our own lives. In this step, you'll prayerfully ask God to help you put together all that you've observed in this section to understand the message/themes.

What did you notice about characters, plot, setting, and style during the video and the reading? Summarize what you think the author's main point is from this section. What story is being told? Are there other main themes that stood out to you?

5. Respond

Time: 5-10 minutes

Scripture is an ancient document. Luke certainly had his ancient audience in mind—not us—when writing. But God intends for the messages communicated through Scripture be for the benefit of all generations. In this step, you'll explore how to apply the main message and themes to your own life.

How does the main idea or themes you've identified connect with your life personally? Prayerfully ask God whether there are specific ways that you can respond in your attitude, emotions, or actions.

Responding to an Empty Tomb

LUKE 24

DEVOTIONAL 5

TOTAL TIME: 35 MINUTES

I. Prepare

As we finish up the book of Luke, we see that we've been given a full portrait of Jesus' life, from the humble birth of a baby to the resurrection of a savior. The previous chapters of Luke ended in darkness with Jesus alone on the cross. But today there is light—the bright light of an angel in an empty tomb announcing that Jesus has risen! Can you imagine the excitement—and confusion—of his followers on this day? The disciples had been through so much, and it was hard for them to even recognize the risen Jesus. Do you ever feel that way? In the midst of life's challenges, it can be hard to see Jesus for who he really is and grasp what his upside-down Kingdom means for us. Luke's gospel account ends here, but the story is unfinished. The disciples watch as Jesus is taken into the sky, and they return to Jerusalem filled with joy but are left waiting for the power he promised them.

Discovery Questions

Keep bringing a sense of curiosity to Scripture, and keep these questions in mind as you watch and read. Feel free to underline or make notes in the margin in your Bible to keep track of what you are noticing.


CHARACTERS	How is the author portraying the characters?
PLOT	What is happening? What is the significance of the order of events?
SETTING	Where is the action taking place? What is the significance of the setting?
STYLE	What repeated words/themes or Old Testament connections stand out?

2. Watch

Video Title: Gospel of Luke Ch. 24

Video Time: 5 minutes 15 seconds

This video concludes Luke's epic portrait of Jesus of Nazareth. The disciples discover the empty tomb and eventually have their entire view of the world turned upside-down as they meet the risen Jesus. Luke shows how Jesus' kingdom of God mission to its climactic moment, and he sets the stage for its continuation in Luke's second volume, Acts.



3. Read

Read Time: 5-10 minutes

Read Passage: Luke Chapter 24

Open your Bible and read through Luke chapter 24. Pay attention to character, plot, setting, and style as you seek to discover the main ideas and themes in this section.

CHAPTER 24

The Resurrection of Jesus

The Walk to Emmaus

Jesus Appears to His Disciples

The Ascension of Jesus

4. Understand

Time: 5-10 minutes

Knowing the main idea helps us identify the author's message and apply that message to our own lives. In this step, you'll prayerfully ask God to help you put together all that you've observed in this section to understand the message/themes.

What did you notice about characters, plot, setting, and style during the video and the reading? Summarize what you think the author's main point is from this section. What story is being told? Are there other main themes that stood out to you?

5. Respond

Time: 5-10 minutes

Scripture is an ancient document. Luke certainly had his ancient audience in mind—not us—when writing. But God intends for the messages communicated through Scripture be for the benefit of all generations. In this step, you'll explore how to apply the main message and themes to your own life.

How does the main idea or themes you've identified connect with your life personally? Prayerfully ask God whether there are specific ways that you can respond in your attitude, emotions, or actions.

[illegible]

The Gospel to Jerusalem

ACTS 1-7

DEVOTIONAL 6

TOTAL TIME: 60 MINUTES

I. Prepare

The book of Luke ends with the risen Jesus being taken up into the sky and the disciples returning to Jerusalem, waiting for the power he had promised them. But that's not the end of Luke's story. Instead, we head straight into Luke's next book, the book of Acts, which tells how Jesus' followers receive that promised power and take his message of good news into the world. It sounds pretty triumphant, but it's clear the lives of the apostles will not be easy. From the moment they receive God's Spirit and begin establishing communities that live according to Jesus' teaching, they face conflict, hardship, and suffering. But God's bigger plan is at work as they spread the hope of the Kingdom in Jerusalem and throughout the world.

Discovery Questions

Remember to maintain a spirit of curiosity as you read Scripture. Keep these questions in mind as you watch and read. Feel free to underline or make notes in the margins of your Bible to keep track of what you are noticing.


CHARACTERS	How is the author portraying the characters?
PLOT	What is happening? What is the significance of the order of events?
SETTING	Where is the action taking place? What is the significance of the setting?
STYLE	What repeated words/themes or Old Testament connections stand out?

2. Watch

Video Title: Acts Ch. 1-7

Video Time: 6 minutes 22 seconds

The book of Acts shows how God fulfilled His ancient promises to restore His blessing to all the nations through the offspring of Abraham: Jesus of Nazareth. In this video, we'll explore how Jesus and the Spirit renew the people of Israel and prepare them to announce good news to the nations.



3. Read

Read Time: 30-35 minutes

Read Passage: Acts 1-7

Open your Bible and read through Acts chapters 1-7. Pay attention to character, plot, setting, and style as you seek to discover the main ideas and themes in this section.

ACTS 1-7

The Promise of the Holy Spirit
The Ascension of Jesus
Matthias Chosen to Replace Judas
The Coming of the Holy Spirit
Peter Addresses the Crowd
Life Among the First Believers
Peter Heals a Crippled Beggar
Peter Speaks in Solomon's Portico
Peter and John Before the Council
The Believers Pray and Share
Ananias and Sapphira
The Apostles Heal Many
The Apostles Are Persecuted
The Arrest and Stoning of Stephen

4. Understand

Time: 5-10 minutes

Knowing the main idea helps us identify the author's message and apply that message to our own lives. In this step, you'll prayerfully ask God to help you put together all that you've observed in this section to understand the message/themes.

What did you notice about characters, plot, setting, and style during the video and the reading? Summarize what you think the author's main point is from this section. What story is being told? Are there other main themes that stood out to you?

[illegible]

5. Respond

Time: 5-10 minutes

Scripture is an ancient document. Luke certainly had his ancient audience in mind—not us—when writing. But God intends for the messages communicated through Scripture be for the benefit of all generations. In this step, you'll explore how to apply the main message and themes to your own life.

How does the main idea or themes you've identified connect with your life personally? Prayerfully ask God whether there are specific ways that you can respond in your attitude, emotions, or actions.

[illegible]

The Gospel to the Greek

ACTS 8-12

DEVOTIONAL 7

TOTAL TIME: 50 MINUTES

I. Prepare

Our last lesson ended with the scattering of early Christians as they left Jerusalem to escape persecution. But what seemed to be a setback to the Kingdom was part of God's plan to spread the message of Jesus outside of Jerusalem. Luke recounts the stories of people who became central to the story of the Jesus movement—Saul of Tarsus, a Roman Centurion, Peter, and others. Through all of their experiences, it becomes clear that what started with a small group of Messianic Jews quickly became a multi-ethnic movement that spread throughout the world.

Discovery Questions

Remember, we want to read Scripture with a spirit of curiosity. Keep these questions in mind as you watch and read. Feel free to underline or make notes in the margins of your Bible to keep track of what you are noticing.


CHARACTERS	How is the author portraying the characters?
PLOT	What is happening? What is the significance of the order of events?
SETTING	Where is the action taking place? What is the significance of the setting?
STYLE	What repeated words/themes or Old Testament connections stand out?

2. Watch

Video Title: Acts Ch. 8-12

Video Time: 6 minutes

Our video on Acts Ch. 8-12 explores how God's Spirit transformed Jesus' followers from a small collective of messianic Jews in Jerusalem, into a multi-ethnic movement that quickly spread throughout the nations.



3. Read

Read Time: 20-25 minutes

Read Passage: Acts 8-12

Open your Bible and read through Acts chapters 8-12. Pay attention to character, plot, setting, and style as you seek to discover the main ideas and themes in this section.

ACTS 8-12

- Saul Persecutes the Church
- Word Spreads Beyond Jerusalem
- The Conversion of Saul
- Saul Preaches
- Peter and the Roman Centurion
- Gentiles Hear the Good News
- Gentiles Receive the Holy Spirit
- Peter's Report to the Church at Jerusalem
- The Church in Antioch
- James Killed and Peter Imprisoned
- Peter Delivered from Prison
- The Death of Herod

4. Understand

Time: 5-10 minutes

Knowing the main idea helps us identify the author's message and apply that message to our own lives. In this step, you'll prayerfully ask God to help you put together all that you've observed in this section to understand the message/themes.

What did you notice about characters, plot, setting, and style during the video and the reading? Summarize what you think the author's main point is from this section. What story is being told? Are there other main themes that stood out to you?

5. Respond

Time: 5-10 minutes

Scripture is an ancient document. Luke certainly had his ancient audience in mind—not us—when writing. But God intends for the messages communicated through Scripture be for the benefit of all generations. In this step, you'll explore how to apply the main message and themes to your own life.

How does the main idea or themes you've identified connect with your life personally? Prayerfully ask God whether there are specific ways that you can respond in your attitude, emotions, or actions.

[illegible]

The Gospel Goes Global

ACTS 13-20

DEVOTIONAL 8

TOTAL TIME: 60 MINUTES

I. Prepare

Remember Saul of Tarsus, the enemy of the early Church who encountered Jesus and became his representative? This next section of Acts focuses on Saul-now-Paul's journeys throughout the Roman Empire to announce the good news of Jesus to all who would listen. He helped to form communities of people who were transformed by grace and committed to a new way of life. Luke tells how, in spite of all kinds of obstacles and sufferings, Paul pressed forward to share the transforming love of Christ far and wide.

Discovery Questions

Keep up your spirit of curiosity as you read Scripture and keep these questions in mind as you watch and read. Feel free to underline or make notes in the margins of your Bible to keep track of what you are noticing.

CHARACTERS	How is the author portraying the characters?
PLOT	What is happening? What is the significance of the order of events?
SETTING	Where is the action taking place? What is the significance of the setting?
STYLE	What repeated words/themes or Old Testament connections stand out?

2. Watch

Video Title: Acts Ch. 13-20

Video Time: 4 minutes 43 seconds

What was it like for the apostle Paul to travel around the Roman Empire announcing the good news about the risen Jesus? What drove him to plant new Jesus communities in city after city, and how did people respond to his message? In our third video on the book of Acts, we'll explore all of this and more.



3. Read

Read Time: 30-35 minutes

Read Passage: Acts 13-20

Open your Bible and read through Acts chapters 13-20. Pay attention to character, plot, setting, and style as you seek to discover the main ideas and themes in this section.

ACTS 13-20

- Barnabas and Saul Commissioned
- The Spread of God's Kingdom
- The Council at Jerusalem
- The Council's Letter to Gentile Believers
- Paul and Barnabas Separate
- Timothy Joins Paul and Silas
- Paul and Silas in Prison
- Paul's Travels

4. Understand

Time: 5-10 minutes

Knowing the main idea helps us identify the author's message and apply that message to our own lives. In this step, you'll prayerfully ask God to help you put together all that you've observed in this section to understand the message/themes.

What did you notice about characters, plot, setting, and style during the video and the reading? Summarize what you think the author's main point is from this section. What story is being told? Are there other main themes that stood out to you?

[illegible]

5. Respond

Time: 5-10 minutes

Scripture is an ancient document. Luke certainly had his ancient audience in mind—not us—when writing. But God intends for the messages communicated through Scripture be for the benefit of all generations. In this step, you'll explore how to apply the main message and themes to your own life.

How does the main idea or themes you've identified connect with your life personally? Prayerfully ask God whether there are specific ways that you can respond in your attitude, emotions, or actions.

[illegible]

Paul's Journey to Rome

ACTS 21-28

DEVOTIONAL 9

TOTAL TIME: 65 MINUTES

I. Prepare

So we've journeyed through the epic story of Jesus coming to earth in the Gospel of Luke and seen how Jesus' followers took his message to the world in the book of Acts. Now we come to the final section of the book of Acts. Here, we see Paul on his final journey to Rome where, even while imprisoned, he continues to spread the good news of God's Kingdom. In true upside-down form, Paul uses his place in the center of worldly power to teach humility and sacrifice. The book of Acts proves that while following Jesus is immensely rewarding, it does not promise to be easy or fun. Even today, God is constantly pushing forward his plan to draw together one unified family of believers and bring hope, grace, and redeeming love to the world.

Discovery Questions

Remember, we want to read Scripture with a spirit of curiosity. Keep these questions in mind as you watch and read. Feel free to underline or make notes in the margins of your Bible to keep track of what you are noticing.

CHARACTERS	How is the author portraying the characters?
PLOT	What is happening? What is the significance of the order of events?
SETTING	Where is the action taking place? What is the significance of the setting?
STYLE	What repeated words/themes or Old Testament connections stand out?

2. Watch

Video Title: Acts Ch. 21-28

Video Time: 4 minutes 50 seconds

In the final video in our Acts series, we trace Paul's final journey to Jerusalem and then into a Roman prison. But paradoxically, Paul's suffering leads him into the heart of the Roman empire where he gets to announce God's Kingdom over the nations.



3. Read

Read Time: 35-40 minutes

Read Passage: Acts 21-28

Open your Bible and read through Acts chapters 21-28. Pay attention to character, plot, setting, and style as you seek to discover the main ideas and themes in this section.

ACTS 21-28

Paul Goes to Jerusalem and is Arrested

Paul Speaks to the Crowd

Paul the Roman Citizen

Paul is Taken to the Sanhedrin

The Plan to Kill Paul

Paul on Trial

Paul Sails for Rome

The Storm

On Shore at Malta

Paul Arrives in Rome

4. Understand

Time: 5-10 minutes

Knowing the main idea helps us identify the author's message and apply that message to our own lives. In this step, you'll prayerfully ask God to help you put together all that you've observed in this section to understand the message/themes.

What did you notice about characters, plot, setting, and style during the video and the reading? Summarize what you think the author's main point is from this section. What story is being told? Are there other main themes that stood out to you?

5. Respond

Time: 5-10 minutes

Scripture is an ancient document. Luke certainly had his ancient audience in mind—not us—when writing. But God intends for the messages communicated through Scripture be for the benefit of all generations. In this step, you'll explore how to apply the main message and themes to your own life.

How does the main idea or themes you've identified connect with your life personally? Prayerfully ask God whether there are specific ways that you can respond in your attitude, emotions, or actions.

[illegible]