

► **Description**

Battery Powered, Sensor Operated G2® Model Retrofit Conversion Kit for Exposed Urinal Flushometers.

► **Flush Cycle**

☐ Model RESS-U 1.0 gpf/3.8 Lpf AND 1.5 gpf/5.7 Lpf

The RESS-U is furnished with two Flush Regulators.

The product is shipped with the 1.0 gpf/3.8 Lpf Regulator installed. Change Regulator to convert to a 1.5 gpf/5.7 Lpf flush.

☐ Model RESS-U-0.5 0.5 gpf/1.9 Lpf

**Note:** The RESS-U-0.5 is shipped with only one regulator and is factory set at 0.5 gpf/1.9 Lpf.

► **Specifications**

Quiet, Exposed, OPTIMA *Plus*®, Battery Powered, Sensor Operated Urinal Flushometer Retrofit Conversion Kit for Sloan **Royal®**, **Sloan®** and **Regal®** Flushometers with the following features:

- PERMEX™ Synthetic Rubber Diaphragm with Dual Filtered Fixed Bypass
- Flex Tube Diaphragm designed for improved life and reduced maintenance
- ADA Compliant OPTIMA *Plus*® Battery Powered Infrared Sensor for automatic "No Hands" operation
- Infrared Sensor with Multiple-focused, Lobular Sensing Fields for high and low target detection
- Latching Solenoid Operator
- Engineered Metal Cover with replaceable Lens Window
- Courtesy Flush™ Override Button
- Four (4) Size AA Batteries factory installed
- "Low Battery" Flashing LED
- Infrared Sensor Range Adjustment Screw
- Initial Set-up Range Indicator Light (first 10 minutes)
- Chrome Plated Metal Handle Cap
- Installation Tools provided
- Diaphragm to be molded from PERMEX™ Rubber Compound for Chloramine resistance

► **Variations**

☐ **Z** Locking Ring for Zurn® Flush Valve Bodies

► **Special Finishes**

☐ **PB** Polished Brass (PVD Finish)

☐ **BN** Brushed Nickel (PVD Finish)

☐ **SF** Satin Finish

See Accessories Section and OPTIMA Accessories Section of the Sloan catalog for details on these and other OPTIMA *Plus*® Flushometer variations.



► **ADA Compliant**

► **Automatic**

Sloan G2 Optima *Plus*® Flushometers activate via multi-lobular sensor detection to provide the ultimate in sanitary protection and automatic operation. A battery powered infrared sensor sets the flushing mechanism after the user is detected and completes the flush when the user steps away.

► **Functional & Hygienic**

Touchless, sensor operation eliminates the need for user contact to help control the spread of infectious diseases. The G2 Optima *Plus* Flushometer is provided with an Override Button to allow a "courtesy flush" for individual user comfort.

► **Economical**

Sloan installed batteries speed installation and provide years of metered flushing to control the use of water and energy. Batteries can be changed without turning off the water.

► **Warranty**

3 year (limited)



**RESS-U** shown installed on an existing Sloan Flushometer.

**RESS-U** units do *NOT* include a Valve Body, Supply Stop or Vacuum Breaker.



This space for Architect/Engineer approval

Job Name \_\_\_\_\_ Date \_\_\_\_\_

Model Specified \_\_\_\_\_ Quantity \_\_\_\_\_

Variations Specified \_\_\_\_\_

Customer/Wholesaler \_\_\_\_\_

Contractor \_\_\_\_\_

Architect \_\_\_\_\_

# Model RESS-U



- **Description**  
Battery Powered, Sensor Operated G2® Model Retrofit Conversion Kit for Exposed Urinal Flushometers.
- **Flush Cycle**  
  - Model RESS-U      1.0 gpf/3.8 Lpf AND 1.5 gpf/5.7 Lpf

The RESS-U is furnished with two Flush Regulators.  
The product is shipped with the 1.0 gpf/3.8 Lpf Regulator installed.  
Change Regulator to convert to a 1.5 gpf/5.7 Lpf flush.

  - Model RESS-U-0.5      0.5 gpf/1.9 Lpf

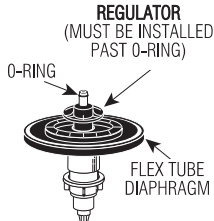
**Note:** The RESS-U-0.5 is shipped with only one regulator and is factory set at 0.5 gpf/1.9 Lpf.

## ELECTRICAL SPECIFICATIONS

- **Control Circuit**  
Solid State  
6 VDC Input  
8 Second Arming Delay  
24 Hour Sentinel Flush
- **OPTIMA Sensor Type**  
Active Infrared
- **OPTIMA Sensor Range**  
Nominal 15" - 30" (381 mm - 762 mm), Adjustable  $\pm$  8" (203 mm)
- **Battery Type**  
(4) AA Alkaline
- **Battery Life**  
3 Years @ 4,000 Flushes/Month
- **Indicator Lights**  
Range Adjustment/Low Battery
- **Operating Pressure**  
15 - 100 psi (104 - 689 kPa)
- **Sentinel Flush**  
Once Every 24 Hours After the Last Flush

## G2 Optima Plus Flush Volume For RESS-U Retrofit Models

The Flush Volume of the Optima Plus is controlled by the Regulator in the Flex Tube Diaphragm Kit. Regulators are identified by color.

Reference Chart		Regulator Color	
Fixture & Flush			
0.5 gpf (1.9 Lpf)	Urinal	Green	
1.0 gpf (3.8 Lpf)	Urinal	Green	
1.5 gpf (5.7 Lpf)	Urinal	Black	
3.5 gpf (13.2 Lpf)	Urinal	White	

**Notes:** A 0.5 gpf (1.9 Lpf) Urinal kit can be converted to a 1.0 gpf (3.8 Lpf) by cutting and removing the smooth A-164 Flow Ring from the Guide.

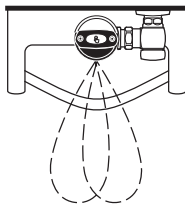
RESS-U G2 Optima Plus valves are supplied with multiple Regulators to address multiple flushing applications. The product is shipped with it's lowest flush volume configuration. To convert the flush to a higher flushing volume, simply change the Regulator.

When installing a new Regulator on a Flex Tube Diaphragm Kit, be sure to push the Regulator past the O-ring when Installing.

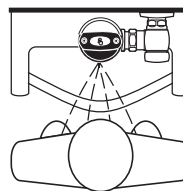
**Note:** Never use more water than needed. Low Consumption water closets and urinals will not function properly on excess water.

## OPERATION

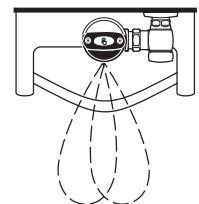
1. A continuous, invisible light beam is emitted from the OPTIMA Plus Sensor.



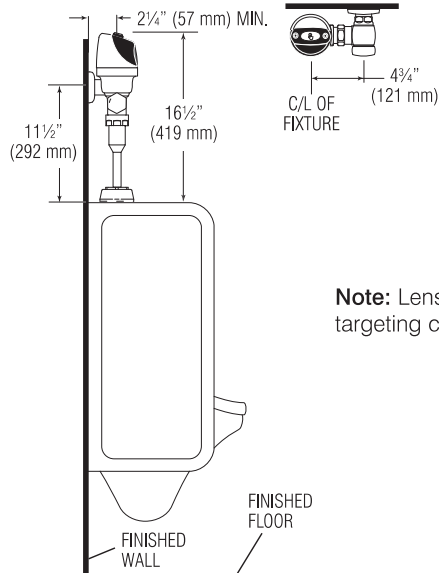
2. As the user enters the beam's effective range (15" to 30") the beam is reflected into the OPTIMA Plus Scanner Window and transformed into a low voltage electrical circuit. Once activated, the Output Circuit continues in a "hold" mode for as long as the user remains within the effective range of the Sensor.



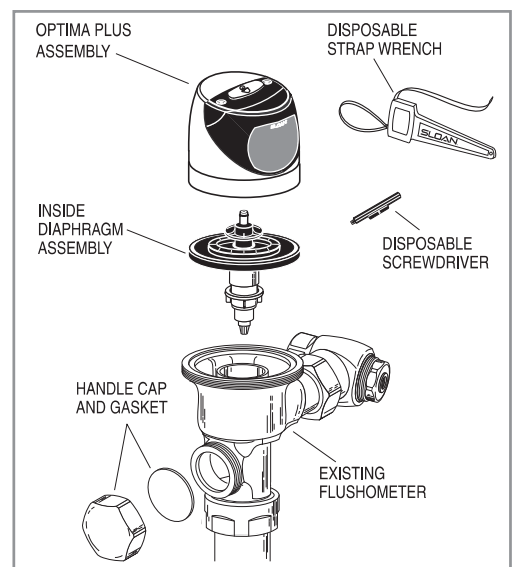
3. When the user steps away from the OPTIMA Plus Sensor, the Sensor initiates an electrical signal that operates the Solenoid. This initiates the flushing cycle to flush the fixture. The Circuit then automatically resets and is ready for the next user.



## VALVE ROUGH-IN



**Note:** Lens Deflector no longer needed for targeting children or wheel chair users.



**SLOAN VALVE COMPANY • 10500 SEYMOUR AVENUE • FRANKLIN PARK, IL 60131**

Phone: 1-800-982-5839 or 1-847-671-4300 • Fax: 1-800-447-8329 or 1-847-671-4380 • [www.sloanvalve.com](http://www.sloanvalve.com)