



# SCHOOL DISTRICT BUDGET 2022 – 2023

Twin Falls School District

---

Name of School District/Charter School  
411

---

Organization Number  
Twin Falls

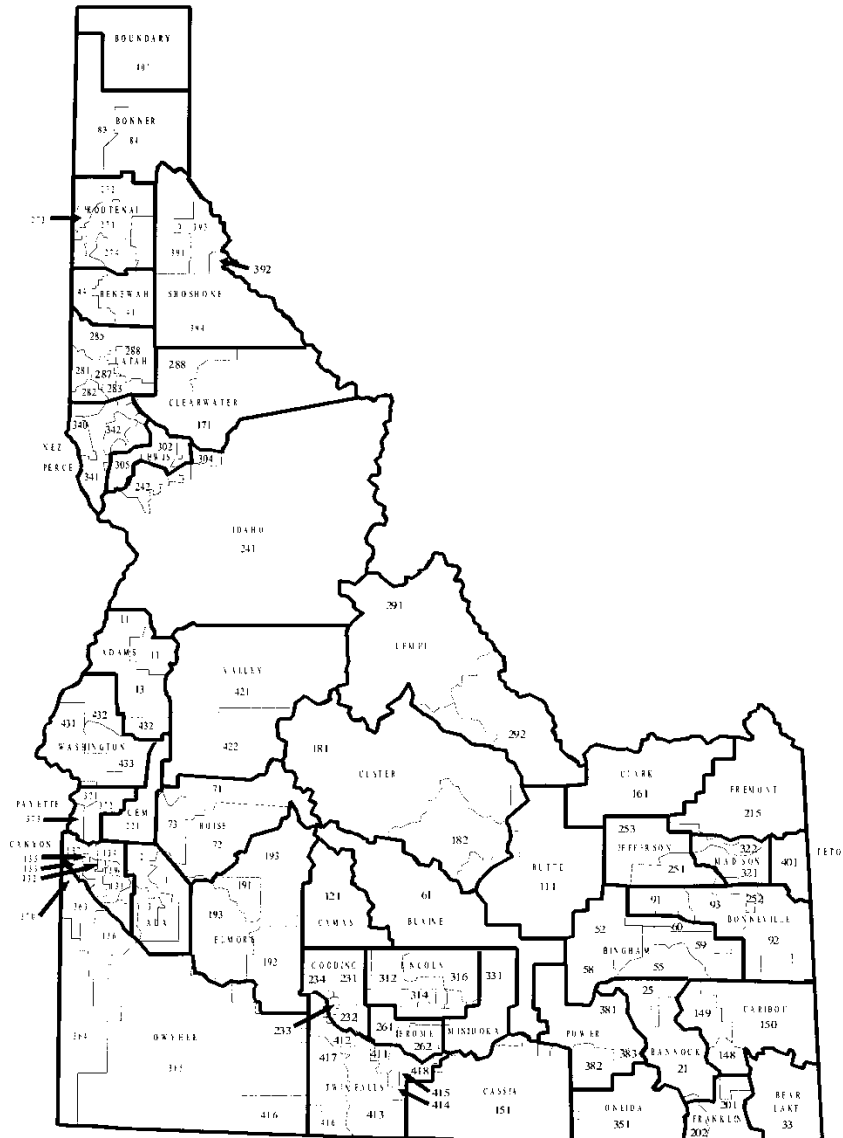
---

County

Debbie Critchfield

DEPARTMENT OF EDUCATION

P.O. BOX 83720  
BOISE, 83720-0027



CODE	CONTENTS	BUDGET INCLUDED*
	<b>GENERAL FUND</b>	
100	General M & O	X
	<b>SPECIAL REVENUE FUNDS</b>	
220	Forest Reserve Fund	X
230-239	Special Project (Local)	X
240-249	Special Project (State)	X
250-289	Special Project (Federal)	X
290	Child Nutrition Fund	X
	<b>DEBT SERVICE FUNDS</b>	
310	Bond Redemption & Interest Fund	X
	<b>CAPITAL PROJECT FUNDS</b>	
410	Capital Construction Project Fund	
420	Plant Facilities Fund	X
430	Plant Facilities - School Bldg Main - Student Occu	
	<b>ENTERPRISE FUNDS</b>	
510	Enterprise Fund	
	<b>INTERNAL SERVICE FUNDS</b>	
610	Internal Service Fund	
710/720	Trust Funds	X


\* Indicate with an asterisk which reports are included in this document.

**2022 - 2023 AMENDED SCHOOL BUDGET**

This document represents the Board of Trustees' estimate of revenues, proposed expenditures and the fund balances of available school funds for the 2022 - 2023 fiscal year. The planning, preparation and presentation of the budget has been directed by the Board of Trustees and the use of these resources will enable the school district to accomplish its goals and objectives for the school year.

In compliance with Section 33-801, Idaho Code, and the policy of the State Superintendent of Public Instruction, this document has been presented at a public hearing in the school district on the 12th of June, 2023 and the Board of Trustees formally adopted this budget on the 12th of June, 2023.

**SIGNED:**




\_\_\_\_\_  
**SUPERINTENDENT/CHARTER SCHOOL ADMINISTRATOR**

**Zachary Schaal**  
**CONTACT PERSON (PLEASE PRINT)**

schaalza@tfsd.org  
**EMAIL ADDRESS**

208-732-7525  
**PHONE NUMBER**

**SIGNED:**



\_\_\_\_\_  
**CHAIRPERSON OF THE BOARD**

**Twin Falls School District #411**  
**SCHOOL DISTRICT/CHARTER NAME**

**6/12/2023**  
**DATE**

Copy on file in the Office of the  
 Superintendent of Public Instruction

# SUMMARY STATEMENT 2022 - 2023 SCHOOL BUDGET AMENDED

## ALL FUNDS

School District Number  
School District Name

411

Twin Falls School District

		GENERAL M & O FUND		
		#100	ALL OTHER FUNDS	TOTAL FUNDS
Budget Line	REVENUES	Proposed Budget 2022-2023	Proposed Budget 2022-2023	Proposed Budget 2022-2023
#01	Beginning Balances	\$ 11,308,373	\$ 16,119,312	\$ 27,427,685
#39	Local Revenue	6,865,789	13,828,164	20,693,953
#41	County Revenue	0	0	0
#55	State Revenue	63,511,070	2,725,978	66,237,048
#68	Federal Revenue	0	28,992,042	28,992,042
#72	Other Sources	600	61,507	62,107
#76	Transfers*	0	635,000	635,000
	Totals	\$ 81,685,832	\$ 62,362,003	\$ 144,047,835

			GENERAL M & O FUND		
			#100	ALL OTHER FUNDS	TOTAL FUNDS
Budget Line	OBJ #	EXPENDITURES	Proposed Budget 2022-2023	Proposed Budget 2022-2023	Proposed Budget 2022-2023
#63	100	Salaries	\$ 42,289,979.00	\$ 9,255,784.00	\$ 51,545,763.00
#63	200	Benefits	17,096,064.00	3,217,347.00	20,313,411.00
#63	300	Purchased Services	8,639,734.00	5,988,879.00	14,628,613.00
#63	400	Supplies & Materials	2,309,666.00	11,834,454.00	14,144,120.00
#63	500	Capital Outlay	109,942.00	3,953,850.00	4,063,792.00
#63	600	Debt Retirement	108,433.00	6,392,814.00	6,501,247.00
#63	700	Insurance & Judgments	335,000.00	3,500.00	338,500.00
#63	800	Transfers*	335,000.00	300,000.00	635,000.00
#66		Contingency Reserve**	3,200,000.00		3,200,000.00
#79		Unappropriated Balances	7,262,014.00	21,415,375.00	28,677,389.00
		Totals	\$ 81,685,832.00	\$ 62,362,003.00	\$ 144,047,835.00

\*All transfers-in and transfers-out should net to zero.

\*\* Contingency Reserve can not exceed 5% of the General Fund

\*\*\*PLEASE RETURN THIS PAGE TO THE STATE DEPARTMENT OF EDUCATION\*\*\*

**TWIN FALLS SCHOOL DISTRICT #411  
AMENDED BUDGET 2022-2023**

3

S.D.E.

**BUDGET  
REVENUES  
July 1, 2022 - June 30, 2023**

**ALL FUNDS  
FUND NO: 100-799**

NOTE: Round each entry to the nearest dollar amount.

Line	Code	REVENUES Item	Prior Year Budget	Proposed Line Amounts	Budget Totals	Line	Code	REVENUES Item	Prior Year Budget	Proposed Line Amounts	Budget Totals
1	320000	Estimated Fund Balance, July 1	\$17,885,636	*****	\$27,427,685	40	429000	Other County	-	-	
2						41	420000	TOTAL COUNTY	0	*****	0
3	411100	Taxes - General M & O	0.0	0.0		42					
4	411200	Taxes - Supplemental	5,700,000.0	5,700,000.0		43	431100	Base Support Program	46,301,953	50,705,042	
5	411300	Taxes - Emergency	0.0	0.0		44	431200	Transportation Support	1,486,955	1,693,716	
6	411400	Taxes - Tort	105,152.0	113,565.0		45	431400	Exceptional Child/SED Support	0	0	
7	411500	Taxes - Cooperative	0.0	0.0		46	431500	Border Tuition Support	0	0	
8	411600	Taxes - Tuition	0.0	0.0		47	431600	Tuition Equivalency	204,933	105,199	
9	411700	Taxes - Migrant	0.0	0.0		48	431800	Benefit Apportionment	6,253,282	6,605,856	
10	411900	Taxes - Other	0.0	0.0		49	431900	Other State Support	4,899,257	5,540,834	
11	412100	Taxes - Plant Facility	4,750,000.0	4,750,000.0		50	432100	Driver Education Program	33,950	18,000	
12	412500	Taxes - Bond & Interest	6,500,000.0	6,500,000.0		51	432400	Professional Technical Program	267,642	196,868	
13		TOTAL TAXES	17,055,152.0	*****	17,063,565.0	52	437000	Lottery/Additional State Maintenance	713,588	949,214	
14	413000	Penalty: Delinquent Taxes	75,000.0	70,000.0		53	438000	Revenue in Lieu of/Tax Replacement	190,788	190,788	
15						54	439000	Other State Revenue	270,389	231,531	
16	414100	Tuition From Individuals	12,000.0	7,000.0		55	430000	TOTAL STATE	60,622,737	*****	66,237,048
17	414200	Tuition From Districts in Idaho	805.0	0.0		56					
18	414300	Tuition From Out of State Districts	0.0	0.0		57					
19						58	442000	Indirect Unrestricted Federal	0	0	
20	415000	Earnings on Investments	8,342.0	467,741.0		59	443000	Direct Restricted Federal	0	0	
21						60	445100	Title I - ESEA	3,216,019	3,311,962	
22	416100	School Food Service	2,313.0	390,343.0		61	445200	Title VI, ESEA - Innovative Practices Program	218,763	312,017	
23	416200	Meal Sales: Non-reimbur.	28,400.0	12,095.0		62	445300	Perkins III - Vocational Technical Act	141,420	146,450	
24	416900	Other Food Sales	17,000.0	23,670.0		63	445400	Adult Education	0	0	
25						64	445500	Child Nutrition Reimbursement	5,232,152	3,161,705	
26	417100	Admissions/Activities	131,366.0	166,442.0		65	445600	IDEA Part B (School Age & Preschool)	2,862,119	2,580,558	
27	417200	Bookstore Sales	0.0	0.0		66	445900	Other Indirect Federal Programs	25,784,311	19,479,350	
28	417300	Clubs, Org. Dues, Etc.	0.0	0.0		67	448200	Impact Aid - P.L. 874	0	0	
29	417400	School Fees & Charges	1,389,379.0	1,589,582.0		68	440000	TOTAL FEDERAL	37,454,784	*****	28,992,042
30	417900	Other Student Revenues	96,480.0	123,562.0		69					
31						70	451000	Proceeds: Bonds, Capital Leases, et. al.	0	0	
32	418100	Community Service	0.0	0.0		71	453000	Sale of Fixed Assets	38,383	62,107	
33						72	450000	TOTAL OTHER	38,383	*****	62,107
34	419100	Rentals	97,286.0	104,191.0		73					
35	419200	Contributions/Donations	334,100.0	481,703.0		74		TOTAL REVENUES	117,877,057	*****	115,985,150
36	419300	Transportation Fees	0.0	0.0		75					
37	419900	Other Local	513,530.0	194,059.0		76	460000	TRANSFERS IN	750,521	635,000	635,000
38		TOTAL OTHER LOCAL	2,706,001.0	*****	3,630,388.0	77					
39	410000	TOTAL LOCAL (Line 13 + 38)	19,761,153.0	*****	20,693,953.0		400000	TOTAL BALANCE + REVENUES + TRANSFERS (Lines 1 + 74 + 76)	\$136,513,214	*****	\$144,047,835

**TWIN FALLS SCHOOL DISTRICT #411  
AMENDED BUDGET 2022-2023**

4

S.D.E.

**BUDGET  
EXPENDITURES**

July 1, 2022 - June 30, 2023

ALL FUNDS  
FUND NO: 100-799

NOTE: Round each entry to the nearest dollar amount.

Line	Code	EXPENDITURES Functions/Programs	Prior Year Budget	Proposed Budget	100 Salaries	200 Benefits	300 Purchased Services	400 Supplies Materials	500 Capital Objects	600 Debt Retirement	700 Insurance- Judgment	800 Transfers
1	512	Elementary School Program	\$16,262,556	\$19,321,946	\$13,579,197	\$5,246,328	\$366,000	\$130,421	\$0	\$0	\$0	\$0
2	515	Secondary School Program	17,382,297	\$19,304,730	13,472,981	5,305,373	204,309	322,067	0	0	0	0
3	517	Alternative School Program	1,523,648	\$1,652,570	1,132,604	485,819	2,847	31,300	0	0	0	0
4	519	Vocational-Technical Program	297,633	\$263,558	109,685	22,537	26,765	104,571	0	0	0	0
5	521	Special Education Program	5,787,363	\$5,931,511	3,868,011	1,735,131	131,523	196,846	0	0	0	0
6	522	Special Education Preschool Program	615,625	\$810,513	530,616	260,635	19,262	0	0	0	0	0
7	524	Gifted & Talented Program	157,902	\$196,641	119,319	44,471	4,413	28,438	0	0	0	0
8	531	Interscholastic Program	2,093,886	\$922,084	615,149	121,544	73,047	92,344	20,000	0	0	0
9	532	School Activity Program	99,510	\$100,990	84,000	16,990	0	0	0	0	0	0
10	541	Summer School Program	329,979	\$551,920	419,000	111,920	10,000	11,000	0	0	0	0
11	542	Adult School Program	0	\$0	0	0	0	0	0	0	0	0
12	546	Detention Center Program	119,547	\$144,975	101,906	41,737	332	1,000	0	0	0	0
13												
14	500	TOTAL INSTRUCTION	\$44,669,946	\$49,201,438	\$34,032,468	\$13,392,485	\$838,498	\$917,987	\$20,000	\$0	\$0	\$0
15												
16	611	Attendance-Guidance-Health Program	3,876,781	\$4,145,152	2,609,886	1,099,850	339,652	95,764	0	0	0	0
17	616	Special Education Support Services Prog	3,487,251	\$3,402,389	1,265,562	461,627	1,663,501	11,699	0	0	0	0
18												
19	621	Instruction Improvement Program	12,175,339	\$11,678,117	2,489,672	716,291	2,877,431	5,594,723	0	0	0	0
20	622	Educational Media Program	896,307	\$951,987	596,040	273,853	28,953	53,141	0	0	0	0
21	623	Instruction-Related Technology Program	0	\$0	0	0	0	0	0	0	0	0
22	631	Board of Education Program	166,006	\$229,545	7,140	2,685	197,179	22,541	0	0	0	0
23	632	District Administration Program	2,425,987	\$2,738,546	1,847,620	611,618	221,654	57,654	0	0	0	0
24												
25	641	School Administration Program	4,766,386	\$5,181,328	3,706,600	1,418,122	27,028	29,578	0	0	0	0
26												
27	651	Business Operation Program	321,624	\$634,035	148,000	57,535	393,500	35,000	0	0	0	0
28	655	Central Service Program	300	\$500	0	0	0	500	0	0	0	0
29	656	Administrative Technology Services Prog	0	\$0	0	0	0	0	0	0	0	0
30	661	Buildings-Care Program (Custodial)	4,319,517	\$4,799,629	1,537,465	783,944	2,009,385	130,335	0	0	338,500	0
31	663	Maintenance - Non Student Occupied	1,752,746	\$2,376,503	558,105	187,756	523,851	1,011,653	95,138	0	0	0
32	664	Maintenance - Student Occupied Bldgs	2,098,692	\$2,219,804	1,039,550	506,578	338,278	335,398	0	0	0	0
33	665	Maintenance - Grounds	146,919	\$112,816	0	0	32,685	80,131	0	0	0	0
34	667	Security Program	789,771	\$1,455,680	289,473	191,816	889,959	84,432	0	0	0	0
35												
36	681	Pupil - To School Trans. Program	2,257,500	\$2,769,030	0	0	2,769,030	0	0	0	0	0
37	682	Pupil - Activity Trans. Program	510,510	\$401,998	0	0	401,998	0	0	0	0	0
38	683	General Transportation Program	51,730	\$57,703	0	0	19,300	38,403	0	0	0	0
		<b>Subtotal (carried over to page b)</b>	<b>40,043,366</b>	<b>43,154,762</b>	<b>16,095,113</b>	<b>6,311,675</b>	<b>12,733,384</b>	<b>7,580,952</b>	<b>95,138</b>	<b>0</b>	<b>338,500</b>	<b>0</b>

R:\Finance\Annual Budget\Amended 2022-2023\2023-Amended Budget.xlsx]ALL E1

## 5

## BUDGET EXPENDITURES

ALL FUNDS  
FUND NO: 100-799

		EXPENDITURES	Prior Year	Proposed	100	200	300	400	500	600	700	800
Line	Code	Functions/Programs	Budget	Budget	Salaries	Benefits	Purchased Services	Supplies Materials	Capital Objects	Debt Retirement	Insurance-Judgment	Transfers
39	691	Other Support Services Program	\$0	\$0	\$0	\$0	\$0	\$0	\$0	\$0	\$0	\$0
40												
41	600	TOTAL SUPPORT SERVICES	\$40,043,366.00	\$43,154,762.00	\$16,095,113.00	\$6,311,675.00	\$12,733,384.00	\$7,580,952.00	\$95,138.00	\$0.00	\$338,500.00	\$0.00
42												
44	710	Child Nutrition Program	5,292,275	4,767,767	1,418,182	609,251	212,000	2,528,334	0	0	0	0
45	720	Community Services Program	84,950	87,500	0	0	69,645	17,855	0	0	0	0
46	730	Enterprise Operations	0	0	0	0	0	0	0	0	0	0
47	740	Student Activity Program	0	3,520,537	0	0	665,577	2,853,897	1,063	0	0	0
48												
49	700	TOTAL NON-INSTRUCTION	\$5,377,225	\$8,375,804	\$1,418,182	\$609,251	\$947,222	\$5,400,086	\$1,063	\$0	\$0	\$0
50												
51	810	Capital Assets - Student Occupied	3,987,291	3,249,765	0	0	106,509	74,706	3,068,550	0	0	0
52	811	Capital Assets - NonStudent Occupied	691,845	1,052,430	0	0	3,000	170,389	879,041	0	0	0
53												
54	800	TOTAL CAPITAL ASSET PROGRAMS	\$4,679,136	\$4,302,195	\$0	\$0	\$109,509	\$245,095	\$3,947,591	\$0	\$0	\$0
55												
56	911	Debt Services Program - Principal	4,685,500	4,359,433	0	0	0	0	0	4,359,433	0	0
57	912	Debt Services Program - Interest	2,349,339	2,141,814	0	0	0	0	0	2,141,814	0	0
58	913	Debt Services Program - Refunded Debt	0	0	0	0	0	0	0	0	0	0
59	920	Transfers Out	750,521	635,000	0	0	0	0	0	0	0	635,000
60												
61	900	TOTAL OTHER SERVICES	\$7,785,360	\$7,136,247	\$0	\$0	\$0	\$0	\$0	\$6,501,247	\$0	\$635,000
62												
63		TOTAL EXPENDITURES										
64		(Lines 14+41+48+53+60)	\$102,555,033	\$112,170,446	\$51,545,763	\$20,313,411	\$14,628,613	\$14,144,120	\$4,063,792	\$6,501,247	\$338,500	\$635,000
65												
66	950	Contingency Reserve	2,807,000.00	3,200,000.00	(Applies to General Fund only)							
67		(5% of line 63) (Applies to General Fund only)										
68												
69		TOTAL APPROPRIATION	\$105,362,033	\$115,370,446								
70		(Line 63 + line 66)			<b>BUDGET SUMMARY:</b>  <b>The total on line 76 must equal the total on line 80.</b>							
71												
72												
73		<b>BUDGET SUMMARY</b>										

**TWIN FALLS SCHOOL DISTRICT #411  
AMENDED BUDGET 2022-2023**

6

S.D.E.

**BUDGET  
REVENUES  
July 1, 2022 - June 30, 2023**

GENERAL M & O  
FUND NO: 100

NOTE: Round each entry to the nearest dollar amount.

Line	Code	REVENUES Item	Prior Year Budget	Proposed Line Amounts	Budget Totals	Line	Code	REVENUES Item	Prior Year Budget	Proposed Line Amounts	Budget Totals
1	320000	Estimated Fund Balance, July 1	\$5,570,507	*****	\$11,308,373	40	429000	Other County			
2						41	420000	TOTAL COUNTY	0	*****	0
3	411100	Taxes - General M & O				42					
4	411200	Taxes - Supplemental	5,700,000	5,700,000		43	431100	Base Support Program	46,301,953	50,705,042	
5	411300	Taxes - Emergency				44	431200	Transportation Support	1,486,955	1,693,716	
6	411400	Taxes - Tort	105,152	113,565		45	431400	Exceptional Child/SED Support			
7	411500	Taxes - Cooperative				46	431500	Border Tuition Support			
8	411600	Taxes - Tuition				47	431600	Tuition Equivalency	204,933	105,199	
9	411700	Taxes - Migrant				48	431800	Benefit Apportionment	6,253,282	6,605,856	
10	411900	Taxes - Other				49	431900	Other State Support	2,801,770	3,261,255	
11	412100	Taxes - Plant Facility				50	432100	Driver Education Program			
12	412500	Taxes - Bond & Interest				51	432400	Professional Technical Program			
13		TOTAL TAXES	5,805,152	*****	5,813,565	52	437000	Lottery/Additional State Maintenance	713,588	949,214	
14	413000	Penalty: Delinquent Taxes	30,000	30,000		53	438000	Revenue in Lieu of/Tax Replacement	190,788	190,788	
15						54	439000	Other State Revenue	0		
16	414100	Tuition From Individuals	12,000	7,000		55	430000	TOTAL STATE	57,953,269	*****	63,511,070
17	414200	Tuition From Districts in Idaho	805			56					
18	414300	Tuition From Out of State Districts				57					
19						58	442000	Indirect Unrestricted Federal			
20	415000	Earnings on Investments	5,000	353,004		59	443000	Direct Restricted Federal			
21						60	445100	Title I - ESEA			
22	416100	School Food Service				61	445200	Title VI, ESEA - Innovative Practices Program			
23	416200	Meal Sales: Non-reimbur.				62	445300	Perkins III - Vocational Technical Act			
24	416900	Other Food Sales				63	445400	Adult Education			
25						64	445500	Child Nutrition Reimbursement			
26	417100	Admissions/Activities				65	445600	IDEA Part B (School Age & Preschool)			
27	417200	Bookstore Sales				66	445900	Other Indirect Federal Programs			
28	417300	Clubs, Org. Dues, Etc.				67	448200	Impact Aid - P.L. 874			
29	417400	School Fees & Charges				68	440000	TOTAL FEDERAL	0	*****	0
30	417900	Other Student Revenues				69					
31						70	451000	Proceeds: Bonds, Capital Leases, et. al.			
32	418100	Community Service				71	453000	Sale of Fixed Assets		600	
33						72	450000	TOTAL OTHER	0	*****	600
34	419100	Rentals	97,286	104,191		73					
35	419200	Contributions/Donations	302,963	442,448		74		TOTAL REVENUES	64,353,499	*****	70,377,459
36	419300	Transportation Fees				75					
37	419900	Other Local	147,024	115,581		76	460000	TRANSFERS IN	115,521		0
38		TOTAL OTHER LOCAL	595,078	*****	1,052,224	77					
39	410000	TOTAL LOCAL (Line 13 + 38)	6,400,230	*****	6,865,789		400000	TOTAL BALANCE + REVENUES + TRANSFERS (Lines 1 + 74 + 76)	\$70,039,527	*****	\$81,685,832



**TWIN FALLS SCHOOL DISTRICT #411  
AMENDED BUDGET 2022-2023**

7

S.D.E.

**BUDGET  
EXPENDITURES**

July 1, 2022 - June 30, 2023

GENERAL M & O FUND

FUND NO: 100

NOTE: Round each entry to the nearest dollar amount.

Line	Code	EXPENDITURES Functions/Programs	Prior Year Budget	Proposed Budget	100 Salaries	200 Benefits	300 Purchased Services	400 Supplies Materials	500 Capital Objects	600 Debt Retirement	700 Insurance- Judgment	800 Transfers
1	512	Elementary School Program	\$14,923,542	\$16,418,073	\$11,567,383	\$4,547,404	\$283,756	\$19,530				
2	515	Secondary School Program	15,468,003	\$17,022,023	11,916,059	4,918,644	120,449	66,871				
3	517	Alternative School Program	1,417,550	\$1,431,175	983,222	425,560		22,393				
4	519	Vocational-Technical Program	44,580	\$43,800	36,000	7,800						
5	521	Special Education Program	4,238,344	\$4,354,200	2,889,715	1,339,681	29,831	94,973				
6	522	Special Education Preschool Program	480,150	\$515,275	339,000	176,275						
7	524	Gifted & Talented Program	153,072	\$152,079	103,770	41,500	3,885	2,924				
8	531	Interscholastic Program	805,081	\$840,579	615,149	121,544	58,957	44,929				
9	532	School Activity Program	99,510	\$100,990	84,000	16,990						
10	541	Summer School Program	158,950	\$208,500	155,000	32,500	10,000	11,000				
11	542	Adult School Program		\$0								
12	546	Detention Center Program	102,780	\$104,069	76,992	26,077		1,000				
13												
14	500	TOTAL INSTRUCTION	\$37,891,562	\$41,190,763	\$28,766,290	\$11,653,975	\$506,878	\$263,620	\$0	\$0	\$0	\$0
15												
16	611	Attendance-Guidance-Health Program	2,483,319	\$2,974,601	1,999,093	812,369	80,069	83,070				
17	616	Special Education Support Services Prog	1,431,195	\$1,365,793	889,963	335,630	128,501	11,699				
18												
19	621	Instruction Improvement Program	4,218,467	\$5,006,945	1,526,081	357,805	1,390,806	1,732,253				
20	622	Educational Media Program	849,961	\$904,694	558,320	265,280	28,953	52,141				
21	623	Instruction-Related Technology Program		\$0								
22	631	Board of Education Program	163,006	\$229,045	7,140	2,685	196,679	22,541				
23	632	District Administration Program	2,280,227	\$2,533,990	1,705,200	577,788	193,348	57,654				
24												
25	641	School Administration Program	4,636,037	\$4,941,878	3,512,100	1,373,172	27,028	29,578				
26												
27	651	Business Operation Program	207,382	\$446,905	142,000	56,405	213,500	35,000				
28	655	Central Service Program	300	\$500				500				
29	656	Administrative Technology Services Prog		\$0								
30	661	Buildings-Care Program (Custodial)	1,597,118	\$4,440,521	1,461,465	764,544	1,879,512				335,000	
31	663	Maintenance - Non Student Occupied	554,875	\$768,551	536,105	182,446	30,000	20,000				
32	664	Maintenance - Student Occupied Bldgs	1,079,970	\$1,518,268	1,017,550	500,718						
33	665	Maintenance - Grounds		\$0								
34	667	Security Program	597,698	\$1,136,833	164,000	105,256	866,077	1,500				
35												
36	681	Pupil - To School Trans. Program	2,257,500	\$2,768,594			2,768,594					
37	682	Pupil - Activity Trans. Program	157,620	\$310,289			310,289					
38	683	General Transportation Program		\$0								

R:\Finance\Annual Budget\Amended 2022-2023\2023-Amended Budget.xlsx]100 E1

<b>Subtotal (carried over to page b)</b>	<b>22,514,675</b>	<b>29,347,407</b>	<b>13,519,017</b>	<b>5,334,098</b>	<b>8,113,356</b>	<b>2,045,936</b>	<b>0</b>	<b>0</b>	<b>335,000</b>	<b>0</b>
--	-------------------	-------------------	-------------------	------------------	------------------	------------------	----------	----------	----------------	----------



## 8

## BUDGET EXPENDITURES

GENERAL M & O FUND

**NOTE: Round each entry to the nearest dollar amount.**

		EXPENDITURES	Prior Year	Proposed	100	200	300	400	500	600	700	800
Line	Code	Functions/Programs	Budget	Budget	Salaries	Benefits	Purchased Services	Supplies Materials	Capital Objects	Debt Retirement	Insurance-Judgment	Transfers
39	691	Other Support Services Program		\$0								
40												
41	600	TOTAL SUPPORT SERVICES	\$22,514,675.00	\$29,347,407.00	\$13,519,017.00	\$5,334,098.00	\$8,113,356.00	\$2,045,936.00	\$0.00	\$0.00	\$335,000.00	\$0.00
42												
44	710	Child Nutrition Program	119,168	124,773	4,672	107,991	12,000	110				
45	720	Community Services Program	8,250	7,500			7,500					
46	730	Enterprise Operations		0								
47	740	Student Activity Program		0								
48												
49	700	TOTAL NON-INSTRUCTION	\$127,418	\$132,273	\$4,672	\$107,991	\$19,500	\$110	\$0	\$0	\$0	\$0
50												
51	810	Capital Assets - Student Occupied	2,471	2,471					2,471			
52	811	Capital Assets - NonStudent Occupied	6,648	107,471					107,471			
53												
54	800	TOTAL CAPITAL ASSET PROGRAMS	\$9,119	\$109,942	\$0	\$0	\$0	\$0	\$109,942	\$0	\$0	\$0
55												
56	911	Debt Services Program - Principal	55,500	59,433						59,433		
57	912	Debt Services Program - Interest	67,000	49,000						49,000		
58	913	Debt Services Program - Refunded Debt		0								
59	920	Transfers Out	335,000	335,000								335,000
60												
61	900	TOTAL OTHER SERVICES	\$457,500	\$443,433	\$0	\$0	\$0	\$0	\$0	\$108,433	\$0	\$335,000
62												
63		TOTAL EXPENDITURES										
64		(Lines 14+41+48+53+60)	\$61,000,274	\$71,223,818	\$42,289,979	\$17,096,064	\$8,639,734	\$2,309,666	\$109,942	\$108,433	\$335,000	\$335,000
65												
66	950	Contingency Reserve	2,807,000	3,200,000	(Applies to General Fund only)							
67		(5% of line 63 ) (Applies to General Fund only)										
68												
69		TOTAL APPROPRIATION	\$63,807,274	\$74,423,818								
70		(Line 63 + line 66)										
71												
72												
73		BUDGET SUMMARY			BUDGET SUMMARY:  The total on line 76 must equal the total on line 80.							
74												
75		Beginning Fund Balance	5,570,507	11,308,373								
76		Revenues + Transfers In	64,469,020	70,377,459								
77		TOTAL REVENUE (lines 74 + 75)	70,039,527	81,685,832								
78												
79		Total Appropriation	63,807,274	74,423,818								
80		Unappropriated Balance	6,232,253	7,262,014								
81		TOTAL APPROPRIATION (lines 78 + 79)	\$70,039,527	\$81,685,832								

**TWIN FALLS SCHOOL DISTRICT #411  
AMENDED BUDGET 2022-2023**

9

S.D.E.

**BUDGET  
REVENUES**

July 1, 2022 - June 30, 2023

NON-GENERAL FUNDS

FUND: 200-799

NOTE: Round each entry to the nearest dollar amount.

Line	Code	REVENUES Item	Prior Year Budget	Proposed Line Amounts	Budget Totals	Line	Code	REVENUES Item	Prior Year Budget	Proposed Line Amounts	Budget Totals
1	320000	Estimated Fund Balance, July 1	\$12,315,129	*****	\$16,119,312	40	429000	Other County	-	-	
2						41	420000	TOTAL COUNTY	0	*****	0
3	411100	Taxes - General M & O	0	0		42					
4	411200	Taxes - Supplemental	0	0		43	431100	Base Support Program	0	0	
5	411300	Taxes - Emergency	0	0		44	431200	Transportation Support	0	0	
6	411400	Taxes - Tort	0	0		45	431400	Exceptional Child/SED Support	0	0	
7	411500	Taxes - Cooperative	0	0		46	431500	Border Tuition Support	0	0	
8	411600	Taxes - Tuition	0	0		47	431600	Tuition Equivalency	0	0	
9	411700	Taxes - Migrant	0	0		48	431800	Benefit Apportionment	0	0	
10	411900	Taxes - Other	0	0		49	431900	Other State Support	2,097,487	2,279,579	
11	412100	Taxes - Plant Facility	4,750,000	4,750,000		50	432100	Driver Education Program	33,950	18,000	
12	412500	Taxes - Bond & Interest	6,500,000	6,500,000		51	432400	Professional Technical Program	267,642	196,868	
13		TOTAL TAXES	11,250,000	*****	11,250,000	52	437000	Lottery/Additional State Maintenance	0	0	
14	413000	Penalty: Delinquent Taxes	45,000	40,000		53	438000	Revenue in Lieu of/Tax Replacement	0	0	
15						54	439000	Other State Revenue	270,389	231,531	
16	414100	Tuition From Individuals	0	0		55	430000	TOTAL STATE	2,669,468	*****	2,725,978
17	414200	Tuition From Districts in Idaho	0	0		56					
18	414300	Tuition From Out of State Districts	0	0		57					
19						58	442000	Indirect Unrestricted Federal	0	0	
20	415000	Earnings on Investments	3,342	114,737		59	443000	Direct Restricted Federal	0	0	
21						60	445100	Title I - ESEA	3,216,019	3,311,962	
22	416100	School Food Service	2,313	390,343		61	445200	Title VI, ESEA - Innovative Practices Program	218,763	312,017	
23	416200	Meal Sales: Non-reimbur.	28,400	12,095		62	445300	Perkins III - Vocational Technical Act	141,420	146,450	
24	416900	Other Food Sales	17,000	23,670		63	445400	Adult Education	0	0	
25						64	445500	Child Nutrition Reimbursement	5,232,152	3,161,705	
26	417100	Admissions/Activities	131,366	166,442		65	445600	IDEA Part B (School Age & Preschool)	2,862,119	2,580,558	
27	417200	Bookstore Sales	0	0		66	445900	Other Indirect Federal Programs	25,784,311	19,479,350	
28	417300	Clubs, Org. Dues, Etc.	0	0		67	448200	Impact Aid - P.L. 874	0	0	
29	417400	School Fees & Charges	1,389,379	1,589,582		68	440000	TOTAL FEDERAL	37,454,784	*****	28,992,042
30	417900	Other Student Revenues	96,480	123,562		69					
31						70	451000	Proceeds: Bonds, Capital Leases, et. al.	0	0	
32	418100	Community Service	0	0		71	453000	Sale of Fixed Assets	38,383	61,507	
33						72	450000	TOTAL OTHER	38,383	*****	61,507
34	419100	Rentals	0	0		73					
35	419200	Contributions/Donations	31,137	39,255		74		TOTAL REVENUES	53,523,558	*****	45,607,691
36	419300	Transportation Fees	0	0		75					
37	419900	Other Local	366,506	78,478		76	460000	TRANSFERS IN	635,000	635,000	635,000
38		TOTAL OTHER LOCAL	2,110,923	*****	2,578,164	77					
39	410000	TOTAL LOCAL (Line 13 + 38)	13,360,923	*****	13,828,164		400000	TOTAL BALANCE + REVENUES + TRANSFERS (Lines 1 + 74 + 76)	\$66,473,687	*****	\$62,362,003

**TWIN FALLS SCHOOL DISTRICT #411  
AMENDED BUDGET 2022-2023**

10

S.D.E.

**BUDGET  
EXPENDITURES**

**NON-GENERAL FUNDS**

July 1, 2022 - June 30, 2023

**FUND: 200-799**

NOTE: Round each entry to the nearest dollar amount.

EXPENDITURES			Prior Year	Proposed	100	200	300	400	500	600	700	800
Line	Code	Functions/Programs	Budget	Budget	Salaries	Benefits	Purchased Services	Supplies Materials	Capital Objects	Debt Retirement	Insurance-Judgment	Transfers
1	512	Elementary School Program	\$1,339,014	\$2,903,873	\$2,011,814	\$698,924	\$82,244	\$110,891	\$0	\$0	\$0	\$0
2	515	Secondary School Program	1,914,294	\$2,282,707	1,556,922	386,729	83,860	255,196	0	0	0	0
3	517	Alternative School Program	106,098	\$221,395	149,382	60,259	2,847	8,907	0	0	0	0
4	519	Vocational-Technical Program	253,053	\$219,758	73,685	14,737	26,765	104,571	0	0	0	0
5	521	Special Education Program	1,549,019	\$1,577,311	978,296	395,450	101,692	101,873	0	0	0	0
6	522	Special Education Preschool Program	135,475	\$295,238	191,616	84,360	19,262	0	0	0	0	0
7	524	Gifted & Talented Program	4,830	\$44,562	15,549	2,971	528	25,514	0	0	0	0
8	531	Interscholastic Program	1,288,805	\$81,505	0	0	14,090	47,415	20,000	0	0	0
9	532	School Activity Program	0	\$0	0	0	0	0	0	0	0	0
10	541	Summer School Program	171,029	\$343,420	264,000	79,420	0	0	0	0	0	0
11	542	Adult School Program	0	\$0	0	0	0	0	0	0	0	0
12	546	Detention Center Program	16,767	\$40,906	24,914	15,660	332	0	0	0	0	0
13												
14	500	TOTAL INSTRUCTION	\$6,778,384	\$8,010,675	\$5,266,178	\$1,738,510	\$331,620	\$654,367	\$20,000	\$0	\$0	\$0
15												
16	611	Attendance-Guidance-Health Program	1,393,462	\$1,170,551	610,793	287,481	259,583	12,694	0	0	0	0
17	616	Special Education Support Services Prog	2,056,056	\$2,036,596	375,599	125,997	1,535,000	0	0	0	0	0
18												
19	621	Instruction Improvement Program	7,956,872	\$6,671,172	963,591	358,486	1,486,625	3,862,470	0	0	0	0
20	622	Educational Media Program	46,346	\$47,293	37,720	8,573	0	1,000	0	0	0	0
21	623	Instruction-Related Technology Program	0	\$0	0	0	0	0	0	0	0	0
22	631	Board of Education Program	3,000	\$500	0	0	500	0	0	0	0	0
23	632	District Administration Program	145,760	\$204,556	142,420	33,830	28,306	0	0	0	0	0
24												
25	641	School Administration Program	130,349	\$239,450	194,500	44,950	0	0	0	0	0	0
26												
27	651	Business Operation Program	114,242	\$187,130	6,000	1,130	180,000	0	0	0	0	0
28	655	Central Service Program	0	\$0	0	0	0	0	0	0	0	0
29	656	Administrative Technology Services Prog	0	\$0	0	0	0	0	0	0	0	0
30	661	Buildings-Care Program (Custodial)	2,722,399	\$359,108	76,000	19,400	129,873	130,335	0	0	3,500	0
31	663	Maintenance - Non Student Occupied	1,197,871	\$1,607,952	22,000	5,310	493,851	991,653	95,138	0	0	0
32	664	Maintenance - Student Occupied Bldgs	1,018,722	\$701,536	22,000	5,860	338,278	335,398	0	0	0	0
33	665	Maintenance - Grounds	146,919	\$112,816	0	0	32,685	80,131	0	0	0	0
34	667	Security Program	192,073	\$318,847	125,473	86,560	23,882	82,932	0	0	0	0
35												
36	681	Pupil - To School Trans. Program	0	\$436	0	0	436	0	0	0	0	0
37	682	Pupil - Activity Trans. Program	352,890	\$91,709	0	0	91,709	0	0	0	0	0
38	683	General Transportation Program	51,730	\$57,703	0	0	19,300	38,403	0	0	0	0
		<b>Subtotal (carried over to page b)</b>	<b>17,528,691</b>	<b>13,807,355</b>	<b>2,576,096</b>	<b>977,577</b>	<b>4,620,028</b>	<b>5,535,016</b>	<b>95,138</b>	<b>0</b>	<b>3,500</b>	<b>0</b>

R:\Finance\Annual Budget\Amended 2022-2023\2023-Amended Budget.xlsx\Non General E1

**TWIN FALLS SCHOOL DISTRICT #411  
AMENDED BUDGET 2022-2023**

11

S.D.E.

**BUDGET  
EXPENDITURES**  
July 1, 2022 - June 30, 2023

NON-GENERAL FUNDS  
FUND: 200-799

NOTE: Round each entry to the nearest dollar amount.

Line	Code	EXPENDITURES Functions/Programs	Prior Year Budget	Proposed Budget	100 Salaries	200 Benefits	300 Purchased Services	400 Supplies Materials	500 Capital Objects	600 Debt Retirement	700 Insurance- Judgment	800 Transfers
39	691	Other Support Services Program	\$0	\$0	\$0	\$0	\$0	\$0	\$0	\$0	\$0	\$0
40												
41	600	TOTAL SUPPORT SERVICES	\$17,528,691	\$13,807,355	\$2,576,096	\$977,577	\$4,620,028	\$5,535,016	\$95,138	\$0	\$3,500	\$0
42												
44	710	Child Nutrition Program	5,173,107	4,642,994	1,413,510	501,260	200,000	2,528,224	0	0	0	0
45	720	Community Services Program	76,700	80,000	0	0	62,145	17,855	0	0	0	0
46	730	Enterprise Operations	0	0	0	0	0	0	0	0	0	0
47	740	Student Activity Program	0	3,520,537	0	0	665,577	2,853,897	1,063	0	0	0
48												
49	700	TOTAL NON-INSTRUCTION	\$5,249,807	\$8,243,531	\$1,413,510	\$501,260	\$927,722	\$5,399,976	\$1,063	\$0	\$0	\$0
50												
51	810	Capital Assets - Student Occupied	3,984,820	3,247,294	0	0	106,509	74,706	3,066,079	0	0	0
52	811	Capital Assets - NonStudent Occupied	685,197	944,959	0	0	3,000	170,389	771,570	0	0	0
53												
54	800	TOTAL CAPITAL ASSET PROGRAMS	\$4,670,017	\$4,192,253	\$0	\$0	\$109,509	\$245,095	\$3,837,649	\$0	\$0	\$0
55												
56	911	Debt Services Program - Principal	4,630,000	4,300,000	0	0	0	0	0	4,300,000	0	0
57	912	Debt Services Program - Interest	2,282,339	2,092,814	0	0	0	0	0	2,092,814	0	0
58	913	Debt Services Program - Refunded Debt	0	0	0	0	0	0	0	0	0	0
59	920	Transfers Out	415,521	300,000	0	0	0	0	0	0	0	300,000
60												
61	900	TOTAL OTHER SERVICES	\$7,327,860	\$6,692,814	\$0	\$0	\$0	\$0	\$0	\$6,392,814	\$0	\$300,000
62												
63		TOTAL EXPENDITURES										
64		(Lines 14+41+48+53+60)	\$41,554,759	\$40,946,628	\$9,255,784	\$3,217,347	\$5,988,879	\$11,834,454	\$3,953,850	\$6,392,814	\$3,500	\$300,000
65												
66	950	Contingency Reserve										
67		(5% of line 63 ) (Applies to General Fund only)										
68												
69		TOTAL APPROPRIATION	\$41,554,759.00	\$40,946,628.00								
70		(Line 63 + line 66)										
71												
72												
73		<b>BUDGET SUMMARY</b>										
74												
75		Beginning Fund Balance	12,315,129	16,119,312								
76		Revenues + Transfers In	54,158,558	46,242,691								
77		TOTAL REVENUE (lines 74 + 75)	66,473,687	62,362,003								
78												
79		Total Appropriation	41,554,759	40,946,628								
80		Unappropriated Balance	24,918,928	21,415,375								
81		TOTAL APPROPRIATION (lines 78 + 79)	\$66,473,687	\$62,362,003								

**BUDGET SUMMARY:**

The total on line 77 must equal the total on line 81.

**TWIN FALLS SCHOOL DISTRICT #411  
AMENDED BUDGET 2022-2023**

12

S.D.E.

**BUDGET  
REVENUES**

July 1, 2022 - June 30, 2023

FEDERAL FOREST RESERVE

FUND NO: 220

NOTE: Round each entry to the nearest dollar amount.

Line	Code	REVENUES Item	Prior Year Budget	Proposed Line Amounts	Budget Totals	Line	Code	REVENUES Item	Prior Year Budget	Proposed Line Amounts	Budget Totals
1	320000	Estimated Fund Balance, July 1	\$43,308.00	*****	\$59,924.00	40	429000	Other County			
2						41	420000	TOTAL COUNTY	0.00	*****	0.00
3	411100	Taxes - General M & O				42					
4	411200	Taxes - Supplemental				43	431100	Base Support Program			
5	411300	Taxes - Emergency				44	431200	Transportation Support			
6	411400	Taxes - Tort				45	431400	Exceptional Child/SED Support			
7	411500	Taxes - Cooperative				46	431500	Border Tuition Support			
8	411600	Taxes - Tuition				47	431600	Tuition Equivalency			
9	411700	Taxes - Migrant				48	431800	Benefit Apportionment			
10	411900	Taxes - Other				49	431900	Other State Support			
11	412100	Taxes - Plant Facility				50	432100	Driver Education Program			
12	412500	Taxes - Bond & Interest				51	432400	Professional Technical Program			
13		TOTAL TAXES	0.00	*****	0.00	52	437000	Lottery/Additional State Maintenance			
14	413000	Penalty: Delinquent Taxes				53	438000	Revenue in Lieu of/Tax Replacement			
15						54	439000	Other State Revenue			
16	414100	Tuition From Individuals				55	430000	TOTAL STATE	0.00	*****	0.00
17	414200	Tuition From Districts in Idaho				56					
18	414300	Tuition From Out of State Districts				57					
19						58	442000	Indirect Unrestricted Federal			
20	415000	Earnings on Investments				59	443000	Direct Restricted Federal			
21						60	445100	Title I - ESEA			
22	416100	School Food Service				61	445200	Title VI, ESEA - Innovative Practices Program			
23	416200	Meal Sales: Non-reimbur.				62	445300	Perkins III - Vocational Technical Act			
24	416900	Other Food Sales				63	445400	Adult Education			
25						64	445500	Child Nutrition Reimbursement			
26	417100	Admissions/Activities				65	445600	IDEA Part B (School Age & Preschool)			
27	417200	Bookstore Sales				66	445900	Other Indirect Federal Programs	16,615.00	15,375.00	
28	417300	Clubs, Org. Dues, Etc.				67	448200	Impact Aid - P.L. 874			
29	417400	School Fees & Charges				68	440000	TOTAL FEDERAL	16,615.00	*****	15,375.00
30	417900	Other Student Revenues				69					
31						70	451000	Proceeds: Bonds, Capital Leases, et. al.			
32	418100	Community Service				71	453000	Sale of Fixed Assets			
33						72	450000	TOTAL OTHER	0.00	*****	0.00
34	419100	Rentals				73					
35	419200	Contributions/Donations				74		TOTAL REVENUES	16,615.00	*****	15,375.00
36	419300	Transportation Fees				75					
37	419900	Other Local				76	460000	TRANSFERS IN			0.00
38		TOTAL OTHER LOCAL	0.00	*****	0.00	77					
39	410000	TOTAL LOCAL (Line 13 + 38)	0.00	*****	0.00		400000	TOTAL BALANCE + REVENUES + TRANSFERS (Lines 1 + 74 + 76)	\$59,923.00	*****	\$75,299.00

**TWIN FALLS SCHOOL DISTRICT #411  
AMENDED BUDGET 2022-2023**

13

S.D.E.

**BUDGET  
EXPENDITURES**

July 1, 2022 - June 30, 2023

FOREST RESERVE FUND

FUND NO: 220

NOTE: Round each entry to the nearest dollar amount.

Line	Code	EXPENDITURES Functions/Programs	Prior Year Budget	Proposed Budget	100 Salaries	200 Benefits	300 Purchased Services	400 Supplies Materials	500 Capital Objects	600 Debt Retirement	700 Insurance- Judgment	800 Transfers
1	512	Elementary School Program		\$0.00								
2	515	Secondary School Program		\$0.00								
3	517	Alternative School Program		\$0.00								
4	519	Vocational-Technical Program		\$0.00								
5	521	Special Education Program		\$0.00								
6	522	Special Education Preschool Program		\$0.00								
7	524	Gifted & Talented Program		\$0.00								
8	531	Interscholastic Program		\$0.00								
9	532	School Activity Program		\$0.00								
10	541	Summer School Program		\$0.00								
11	542	Adult School Program		\$0.00								
12	546	Detention Center Program		\$0.00								
13												
14	500	TOTAL INSTRUCTION	\$0.00	\$0.00	\$0.00	\$0.00	\$0.00	\$0.00	\$0.00	\$0.00	\$0.00	\$0.00
15												
16	611	Attendance-Guidance-Health Program		\$0.00								
17	616	Special Education Support Services Prog		\$0.00								
18												
19	621	Instruction Improvement Program		\$0.00								
20	622	Educational Media Program		\$0.00								
21	623	Instruction-Related Technology Program		\$0.00								
22	631	Board of Education Program		\$0.00								
23	632	District Administration Program		\$0.00								
24												
25	641	School Administration Program		\$0.00								
26												
27	651	Business Operation Program		\$0.00								
28	655	Central Service Program		\$0.00								
29	656	Administrative Technology Services Prog		\$0.00								
30	661	Buildings-Care Program (Custodial)		\$0.00								
31	663	Maintenance - Non Student Occupied		\$0.00								
32	664	Maintenance - Student Occupied Bldgs		\$0.00								
33	665	Maintenance - Grounds		\$0.00								
34	667	Security Program		\$0.00								
35												
36	681	Pupil - To School Trans. Program		\$0.00								
37	682	Pupil - Activity Trans. Program		\$0.00								
38	683	General Transportation Program		\$0.00								
		Subtotal (carried over to page b)	0.00	0.00	0.00	0.00	0.00	0.00	0.00	0.00	0.00	0.00

**TWIN FALLS SCHOOL DISTRICT #411  
AMENDED BUDGET 2022-2023**

14

S.D.E.

**BUDGET  
EXPENDITURES**  
July 1, 2022 - June 30, 2023

FOREST RESERVE FUND  
FUND NO: 220

NOTE: Round each entry to the nearest dollar amount.

Line	Code	EXPENDITURES Functions/Programs	Prior Year Budget	Proposed Budget	100 Salaries	200 Benefits	300 Purchased Services	400 Supplies Materials	500 Capital Objects	600 Debt Retirement	700 Insurance- Judgment	800 Transfers
39	691	Other Support Services Program		\$0.00								
40												
41	600	TOTAL SUPPORT SERVICES	\$0.00	\$0.00	\$0.00	\$0.00	\$0.00	\$0.00	\$0.00	\$0.00	\$0.00	\$0.00
42												
44	710	Child Nutrition Program		0.00								
45	720	Community Services Program		0.00								
46	730	Enterprise Operations		0.00								
47	740	Student Activity		0.00								
48												
49	700	TOTAL NON-INSTRUCTION	\$0.00	\$0.00	\$0.00	\$0.00	\$0.00	\$0.00	\$0.00	\$0.00	\$0.00	\$0.00
50												
51	810	Capital Assets - Student Occupied		0.00								
52	811	Capital Assets - NonStudent Occupied		0.00								
53												
54	800	TOTAL CAPITAL ASSET PROGRAMS	\$0.00	\$0.00	\$0.00	\$0.00	\$0.00	\$0.00	\$0.00	\$0.00	\$0.00	\$0.00
55												
56	911	Debt Services Program - Principal		0.00								
57	912	Debt Services Program - Interest		0.00								
58	913	Debt Services Program - Refunded Debt		0.00								
59	920	Transfers Out		0.00								
60												
61	900	TOTAL OTHER SERVICES	\$0.00	\$0.00	\$0.00	\$0.00	\$0.00	\$0.00	\$0.00	\$0.00	\$0.00	\$0.00
62												
63		TOTAL EXPENDITURES										
64		(Lines 14+41+48+53+60)	\$0.00	\$0.00	\$0.00	\$0.00	\$0.00	\$0.00	\$0.00	\$0.00	\$0.00	\$0.00
65												
66												
67												
68												
69		TOTAL APPROPRIATION	\$0.00	\$0.00								
70		(Line 63 + line 66)										
71												
72												
73		<b>BUDGET SUMMARY</b>										
74												
75		Beginning Fund Balance	43,308.00	59,924.00								
76		Revenues + Transfers In	16,615.00	15,375.00								
77		TOTAL REVENUE (lines 74 + 75)	59,923.00	75,299.00								
78												
79		Total Appropriation	0.00	0.00								
80		Unappropriated Balance	59,923.00	75,299.00								
81		TOTAL APPROPRIATION (lines 78 + 79)	\$59,923.00	\$75,299.00								

**BUDGET SUMMARY:**

The total on line 77 must equal the total on line 81.



**TWIN FALLS SCHOOL DISTRICT #411  
AMENDED BUDGET 2022-2023**

15

S.D.E.

**BUDGET  
REVENUES  
July 1, 2022 - June 30, 2023**

**SPECIAL LOCAL  
230 THROUGH 239**

NOTE: Round each entry to the nearest dollar amount.

Line	Code	REVENUES Item	Prior Year Budget	Proposed Line Amounts	Budget Totals	Line	Code	REVENUES Item	Prior Year Budget	Proposed Line Amounts	Budget Totals
1	320000	Estimated Fund Balance, July 1	\$1,305,642	*****	\$1,564,346	40	429000	Other County	-	-	
2						41	420000	TOTAL COUNTY	0	*****	0
3	411100	Taxes - General M & O	0	0		42					
4	411200	Taxes - Supplemental	0	0		43	431100	Base Support Program	0	0	
5	411300	Taxes - Emergency	0	0		44	431200	Transportation Support	0	0	
6	411400	Taxes - Tort	0	0		45	431400	Exceptional Child/SED Support	0	0	
7	411500	Taxes - Cooperative	0	0		46	431500	Border Tuition Support	0	0	
8	411600	Taxes - Tuition	0	0		47	431600	Tuition Equivalency	0	0	
9	411700	Taxes - Migrant	0	0		48	431800	Benefit Apportionment	0	0	
10	411900	Taxes - Other	0	0		49	431900	Other State Support	0	0	
11	412100	Taxes - Plant Facility	0	0		50	432100	Driver Education Program	0	0	
12	412500	Taxes - Bond & Interest	0	0		51	432400	Professional Technical Program	0	0	
13		TOTAL TAXES	0	*****	0	52	437000	Lottery/Additional State Maintenance	0	0	
14	413000	Penalty: Delinquent Taxes	0	0		53	438000	Revenue in Lieu of/Tax Replacement	0	0	
15						54	439000	Other State Revenue	0	0	
16	414100	Tuition From Individuals	0	0		55	430000	TOTAL STATE	0	*****	0
17	414200	Tuition From Districts in Idaho	0	0		56					
18	414300	Tuition From Out of State Districts	0	0		57			0	0	
19						58	442000	Indirect Unrestricted Federal	0	0	
20	415000	Earnings on Investments	122	9,900		59	443000	Direct Restricted Federal	0	0	
21						60	445100	Title I - ESEA	0	0	
22	416100	School Food Service	0	0		61	445200	Title VI, ESEA - Innovative Practices Program	0	0	
23	416200	Meal Sales: Non-reimbur.	0	0		62	445300	Perkins III - Vocational Technical Act	0	0	
24	416900	Other Food Sales	0	0		63	445400	Adult Education	0	0	
25						64	445500	Child Nutrition Reimbursement	0	0	
26	417100	Admissions/Activities	131,366	166,442		65	445600	IDEA Part B (School Age & Preschool)	0	0	
27	417200	Bookstore Sales	0	0		66	445900	Other Indirect Federal Programs	0	0	
28	417300	Clubs, Org. Dues, Etc.	0	0		67	448200	Impact Aid - P.L. 874	0	0	
29	417400	School Fees & Charges	1,364,929	1,559,582		68	440000	TOTAL FEDERAL	0	*****	0
30	417900	Other Student Revenues	96,480	123,562		69					
31						70	451000	Proceeds: Bonds, Capital Leases, et. al.	0	0	
32	418100	Community Service	0	0		71	453000	Sale of Fixed Assets	0	0	
33						72	450000	TOTAL OTHER	0	*****	0
34	419100	Rentals	0	0		73					
35	419200	Contributions/Donations	28,116	39,255		74		TOTAL REVENUES	1,660,643	*****	1,956,191
36	419300	Transportation Fees	0	0		75					
37	419900	Other Local	39,630	57,450		76	460000	TRANSFERS IN	0	0	0
38		TOTAL OTHER LOCAL	1,660,643	*****	1,956,191	77					
39	410000	TOTAL LOCAL (Line 13 + 38)	1,660,643	*****	1,956,191		400000	TOTAL BALANCE + REVENUES + TRANSFERS (Lines 1 + 74 + 76)	\$2,966,285	*****	\$3,520,537

**TWIN FALLS SCHOOL DISTRICT #411  
AMENDED BUDGET 2022-2023**

16

S.D.E.

**BUDGET  
EXPENDITURES**

July 1, 2022 - June 30, 2023

SPECIAL LOCAL  
230 THROUGH 239

NOTE: Round each entry to the nearest dollar amount.

Line	Code	EXPENDITURES Functions/Programs	Prior Year Budget	Proposed Budget	100 Salaries	200 Benefits	300 Purchased Services	400 Supplies Materials	500 Capital Objects	600 Debt Retirement	700 Insurance- Judgment	800 Transfers
1	512	Elementary School Program	\$13,703	\$0	\$0	\$0	\$0	\$0	\$0	\$0	\$0	\$0
2	515	Secondary School Program	610,569	\$0	0	0	0	0	0	0	0	0
3	517	Alternative School Program	40,724	\$0	0	0	0	0	0	0	0	0
4	519	Vocational-Technical Program	0	\$0	0	0	0	0	0	0	0	0
5	521	Special Education Program	63,575	\$0	0	0	0	0	0	0	0	0
6	522	Special Education Preschool Program	0	\$0	0	0	0	0	0	0	0	0
7	524	Gifted & Talented Program	0	\$0	0	0	0	0	0	0	0	0
8	531	Interscholastic Program	1,199,211	\$0	0	0	0	0	0	0	0	0
9	532	School Activity Program	0	\$0	0	0	0	0	0	0	0	0
10	541	Summer School Program	170	\$0	0	0	0	0	0	0	0	0
11	542	Adult School Program	0	\$0	0	0	0	0	0	0	0	0
12	546	Detention Center Program	0	\$0	0	0	0	0	0	0	0	0
13												
14	500	TOTAL INSTRUCTION	\$1,927,952	\$0	\$0	\$0	\$0	\$0	\$0	\$0	\$0	\$0
15												
16	611	Attendance-Guidance-Health Program	37,028	\$0	0	0	0	0	0	0	0	0
17	616	Special Education Support Services Prog	0	\$0	0	0	0	0	0	0	0	0
18												
19	621	Instruction Improvement Program	715,349	\$0	0	0	0	0	0	0	0	0
20	622	Educational Media Program	44,346	\$0	0	0	0	0	0	0	0	0
21	623	Instruction-Related Technology Program	0	\$0	0	0	0	0	0	0	0	0
22	631	Board of Education Program	0	\$0	0	0	0	0	0	0	0	0
23	632	District Administration Program	0	\$0	0	0	0	0	0	0	0	0
24												
25	641	School Administration Program	110,499	\$0	0	0	0	0	0	0	0	0
26												
27	651	Business Operation Program	0	\$0	0	0	0	0	0	0	0	0
28	655	Central Service Program	0	\$0	0	0	0	0	0	0	0	0
29	656	Administrative Technology Services Prog	0	\$0	0	0	0	0	0	0	0	0
30	661	Buildings-Care Program (Custodial)	0	\$0	0	0	0	0	0	0	0	0
31	663	Maintenance - Non Student Occupied	0	\$0	0	0	0	0	0	0	0	0
32	664	Maintenance - Student Occupied Bldgs	0	\$0	0	0	0	0	0	0	0	0
33	665	Maintenance - Grounds	0	\$0	0	0	0	0	0	0	0	0
34	667	Security Program	0	\$0	0	0	0	0	0	0	0	0
35												
36	681	Pupil - To School Trans. Program	0	\$0	0	0	0	0	0	0	0	0
37	682	Pupil - Activity Trans. Program	124,788	\$0	0	0	0	0	0	0	0	0
38	683	General Transportation Program	0	\$0	0	0	0	0	0	0	0	0
		Subtotal (carried over to page b)	1,032,010	0	0	0	0	0	0	0	0	0

**TWIN FALLS SCHOOL DISTRICT #411  
AMENDED BUDGET 2022-2023**

17

S.D.E.

**BUDGET  
EXPENDITURES**  
July 1, 2022 - June 30, 2023

**SPECIAL LOCAL  
230 THROUGH 239**

NOTE: Round each entry to the nearest dollar amount.

Line	Code	EXPENDITURES Functions/Programs	Prior Year Budget	Proposed Budget	100 Salaries	200 Benefits	300 Purchased Services	400 Supplies Materials	500 Capital Objects	600 Debt Retirement	700 Insurance- Judgment	800 Transfers
39	691	Other Support Services Program	\$0	\$0	\$0	\$0	\$0	\$0	\$0	\$0	\$0	\$0
40												
41	600	TOTAL SUPPORT SERVICES	\$1,032,010	\$0	\$0	\$0	\$0	\$0	\$0	\$0	\$0	\$0
42												
44	710	Child Nutrition Program	0.00	0.00	0.00	0.00	0.00	0.00	0.00	0.00	0.00	0.00
45	720	Community Services Program	0.00	0.00	0.00	0.00	0.00	0.00	0.00	0.00	0.00	0.00
46	730	Enterprise Operations	0.00	0.00	0.00	0.00	0.00	0.00	0.00	0.00	0.00	0.00
47	740	Student Activity	0.00	3,520,537.00	0.00	0.00	665,577.00	2,853,897.00	1,063.00	0.00	0.00	0.00
48												
49	700	TOTAL NON-INSTRUCTION	\$0	\$3,520,537	\$0	\$0	\$665,577	\$2,853,897	\$1,063	\$0	\$0	\$0
50												
51	810	Capital Assets - Student Occupied	0.00	0.00	0.00	0.00	0.00	0.00	0.00	0.00	0.00	0.00
52	811	Capital Assets - NonStudent Occupied	6,063.00	0.00	0.00	0.00	0.00	0.00	0.00	0.00	0.00	0.00
53												
54	800	TOTAL CAPITAL ASSET PROGRAMS	\$6,063	\$0	\$0	\$0	\$0	\$0	\$0	\$0	\$0	\$0
55												
56	911	Debt Services Program - Principal	0.00	0.00	0.00	0.00	0.00	0.00	0.00	0.00	0.00	0.00
57	912	Debt Services Program - Interest	0.00	0.00	0.00	0.00	0.00	0.00	0.00	0.00	0.00	0.00
58	913	Debt Services Program - Refunded Debt	0.00	0.00	0.00	0.00	0.00	0.00	0.00	0.00	0.00	0.00
59	920	Transfers Out	0.00	0.00	0.00	0.00	0.00	0.00	0.00	0.00	0.00	0.00
60												
61	900	TOTAL OTHER SERVICES	\$0	\$0	\$0	\$0	\$0	\$0	\$0	\$0	\$0	\$0
62												
63		TOTAL EXPENDITURES										
64		(Lines 14+41+48+53+60)	\$2,966,025	\$3,520,537	\$0	\$0	\$665,577	\$2,853,897	\$1,063	\$0	\$0	\$0
65												
66												
67												
68												
69		TOTAL APPROPRIATION	\$2,966,025	\$3,520,537								
70		(Line 63 + line 66)										
71												
72												
73		<b>BUDGET SUMMARY</b>										
74												
75		Beginning Fund Balance	1,305,642	1,564,346								
76		Revenues + Transfers In	1,660,643	1,956,191								
77		TOTAL REVENUE (lines 74 + 75)	2,966,285	3,520,537								
78												
79		Total Appropriation	2,966,025	3,520,537								
80		Unappropriated Balance	260	0								
81		TOTAL APPROPRIATION (lines 78 + 79)	\$2,966,285	\$3,520,537								

**BUDGET SUMMARY:**

The total on line 77 must equal the total on line 81.

**TWIN FALLS SCHOOL DISTRICT #411  
AMENDED BUDGET 2022-2023**

18

S.D.E.

**BUDGET  
REVENUES**

July 1, 2022 - June 30, 2023

STUDENT ACTIVITY  
FUND NO: 238

NOTE: Round each entry to the nearest dollar amount.

Line	Code	REVENUES Item	Prior Year Budget	Proposed Line Amounts	Budget Totals	Line	Code	REVENUES Item	Prior Year Budget	Proposed Line Amounts	Budget Totals
1	320000	Estimated Fund Balance, July 1	\$1,305,642	*****	\$1,564,346	40	429000	Other County			
2						41	420000	TOTAL COUNTY	0	*****	0
3	411100	Taxes - General M & O				42					
4	411200	Taxes - Supplemental				43	431100	Base Support Program			
5	411300	Taxes - Emergency				44	431200	Transportation Support			
6	411400	Taxes - Tort				45	431400	Exceptional Child/SED Support			
7	411500	Taxes - Cooperative				46	431500	Border Tuition Support			
8	411600	Taxes - Tuition				47	431600	Tuition Equivalency			
9	411700	Taxes - Migrant				48	431800	Benefit Apportionment			
10	411900	Taxes - Other				49	431900	Other State Support			
11	412100	Taxes - Plant Facility				50	432100	Driver Education Program			
12	412500	Taxes - Bond & Interest				51	432400	Professional Technical Program			
13		TOTAL TAXES	0	*****	0	52	437000	Lottery/Additional State Maintenance			
14	413000	Penalty: Delinquent Taxes				53	438000	Revenue in Lieu of/Tax Replacement			
15						54	439000	Other State Revenue			
16	414100	Tuition From Individuals				55	430000	TOTAL STATE	0	*****	0
17	414200	Tuition From Districts in Idaho				56					
18	414300	Tuition From Out of State Districts				57					
19						58	442000	Indirect Unrestricted Federal			
20	415000	Earnings on Investments	122	9,900		59	443000	Direct Restricted Federal			
21						60	445100	Title I - ESEA			
22	416100	School Food Service				61	445200	Title VI, ESEA - Innovative Practices Program			
23	416200	Meal Sales: Non-reimbur.				62	445300	Perkins III - Vocational Technical Act			
24	416900	Other Food Sales				63	445400	Adult Education			
25						64	445500	Child Nutrition Reimbursement			
26	417100	Admissions/Activities	131,366	166,442		65	445600	IDEA Part B (School Age & Preschool)			
27	417200	Bookstore Sales				66	445900	Other Indirect Federal Programs			
28	417300	Clubs, Org. Dues, Etc.				67	448200	Impact Aid - P.L. 874			
29	417400	School Fees & Charges	1,364,929	1,559,582		68	440000	TOTAL FEDERAL	0	*****	0
30	417900	Other Student Revenues	96,480	123,562		69					
31						70	451000	Proceeds: Bonds, Capital Leases, et. al.			
32	418100	Community Service				71	453000	Sale of Fixed Assets			
33						72	450000	TOTAL OTHER	0	*****	0
34	419100	Rentals				73					
35	419200	Contributions/Donations	28,116	39,255		74		TOTAL REVENUES	1,660,643	*****	1,956,191
36	419300	Transportation Fees				75					
37	419900	Other Local	39,630	57,450		76	460000	TRANSFERS IN			0
38		TOTAL OTHER LOCAL	1,660,643	*****	1,956,191	77					
39	410000	TOTAL LOCAL (Line 13 + 38)	1,660,643	*****	1,956,191		400000	TOTAL BALANCE + REVENUES + TRANSFERS (Lines 1 + 74 + 76)	\$2,966,285	*****	\$3,520,537

**TWIN FALLS SCHOOL DISTRICT #411  
AMENDED BUDGET 2022-2023**

19

S.D.E.

**BUDGET  
EXPENDITURES**

July 1, 2022 - June 30, 2023

STUDENT ACTIVITY

FUND NO: 238

NOTE: Round each entry to the nearest dollar amount.

		EXPENDITURES	Prior Year	Proposed	100	200	300	400	500	600	700	800
Line	Code	Functions/Programs	Budget	Budget	Salaries	Benefits	Purchased Services	Supplies Materials	Capital Objects	Debt Retirement	Insurance-Judgment	Transfers
1	512	Elementary School Program	\$13,703	\$0								
2	515	Secondary School Program	610,569.00	\$0								
3	517	Alternative School Program	40,724.00	\$0								
4	519	Vocational-Technical Program		\$0								
5	521	Special Education Program	63,575.00	\$0								
6	522	Special Education Preschool Program		\$0								
7	524	Gifted & Talented Program		\$0								
8	531	Interscholastic Program	1,199,211.00	\$0								
9	532	School Activity Program		\$0								
10	541	Summer School Program	170.00	\$0								
11	542	Adult School Program		\$0								
12	546	Detention Center Program		\$0								
13												
14	500	TOTAL INSTRUCTION	\$1,927,952	\$0	\$0	\$0	\$0	\$0	\$0	\$0	\$0	\$0
15												
16	611	Attendance-Guidance-Health Program	37,028	\$0								
17	616	Special Education Support Services Prog		\$0								
18												
19	621	Instruction Improvement Program	715,349	\$0								
20	622	Educational Media Program	44,346	\$0								
21	623	Instruction-Related Technology Program		\$0								
22	631	Board of Education Program		\$0								
23	632	District Administration Program		\$0								
24												
25	641	School Administration Program	110,499	\$0								
26												
27	651	Business Operation Program		\$0								
28	655	Central Service Program		\$0								
29	656	Administrative Technology Services Prog		\$0								
30	661	Buildings-Care Program (Custodial)		\$0								
31	663	Maintenance - Non Student Occupied		\$0								
32	664	Maintenance - Student Occupied Bldgs		\$0								
33	665	Maintenance - Grounds		\$0								
34	667	Security Program		\$0								
35												
36	681	Pupil - To School Trans. Program		\$0								
37	682	Pupil - Activity Trans. Program	124,788	\$0								
38	683	General Transportation Program		\$0								
		Subtotal (carried over to page b)	1,032,010	0	0	0	0	0	0	0	0	0

R:\Finance\Annual Budget\Amended 2022-2023\2023-Amended Budget.xlsx]238 E1

R:\Finance\Annual Budget\Amended 2022-2023\2023-Amended Budget.xlsx]238 E1

**TWIN FALLS SCHOOL DISTRICT #411  
AMENDED BUDGET 2022-2023**

20

S.D.E.

**BUDGET  
EXPENDITURES**  
July 1, 2022 - June 30, 2023

STUDENT ACTIVITY  
FUND NO: 238

NOTE: Round each entry to the nearest dollar amount.

Line	Code	EXPENDITURES Functions/Programs	Prior Year Budget	Proposed Budget	100 Salaries	200 Benefits	300 Purchased Services	400 Supplies Materials	500 Capital Objects	600 Debt Retirement	700 Insurance- Judgment	800 Transfers
39	691	Other Support Services Program		\$0								
40												
41	600	TOTAL SUPPORT SERVICES	\$1,032,010	\$0	\$0	\$0	\$0	\$0	\$0	\$0	\$0	\$0
42												
44	710	Child Nutrition Program		0								
45	720	Community Services Program		0								
46	730	Enterprise Operations		0								
47	740	Student Activity		3,520,537			665,577	2,853,897	1,063			
48												
49	700	TOTAL NON-INSTRUCTION	\$0	\$3,520,537	\$0	\$0	\$665,577	\$2,853,897	\$1,063	\$0	\$0	\$0
50												
51	810	Capital Assets - Student Occupied		0								
52	811	Capital Assets - NonStudent Occupied	6,063	0								
53												
54	800	TOTAL CAPITAL ASSET PROGRAMS	\$6,063	\$0	\$0	\$0	\$0	\$0	\$0	\$0	\$0	\$0
55												
56	911	Debt Services Program - Principal		0								
57	912	Debt Services Program - Interest		0								
58	913	Debt Services Program - Refunded Debt		0								
59	920	Transfers Out		0								
60												
61	900	TOTAL OTHER SERVICES	\$0	\$0	\$0	\$0	\$0	\$0	\$0	\$0	\$0	\$0
62												
63		TOTAL EXPENDITURES										
64		(Lines 14+41+48+53+60)	\$2,966,025	\$3,520,537	\$0	\$0	\$665,577	\$2,853,897	\$1,063	\$0	\$0	\$0
65												
66												
67												
68												
69		TOTAL APPROPRIATION	\$2,966,025	\$3,520,537								
70		(Line 63 + line 66)										
71												
72												
73		<b>BUDGET SUMMARY</b>										
74												
75		Beginning Fund Balance	1,305,642	1,564,346								
76		Revenues + Transfers In	1,660,643	1,956,191								
77		TOTAL REVENUE (lines 74 + 75)	2,966,285	3,520,537								
78												
79		Total Appropriation	2,966,025	3,520,537								
80		Unappropriated Balance	260	0								
81		TOTAL APPROPRIATION (lines 78 + 79)	\$2,966,285	\$3,520,537								

**BUDGET SUMMARY:**

The total on line 77 must equal the total on line 81.

**TWIN FALLS SCHOOL DISTRICT #411  
AMENDED BUDGET 2022-2023**

21

S.D.E.

**BUDGET  
REVENUES**

July 1, 2022 - June 30, 2023

SCHOOL BUILDING MAINTENANCE - STUDENT OCCUPIED

FUND NO: 240

NOTE: Round each entry to the nearest dollar amount.

Line	Code	REVENUES Item	Prior Year Budget	Proposed Budget		Line	Code	REVENUES Item	Prior Year Budget	Proposed Budget	
				Line Amounts	Totals					Line Amounts	Totals
1	320000	Estimated Fund Balance, July 1		*****		40	429000	Other County			
2						41	420000	TOTAL COUNTY	0.00	*****	0.00
3	411100	Taxes - General M & O				42					
4	411200	Taxes - Supplemental				43	431100	Base Support Program			
5	411300	Taxes - Emergency				44	431200	Transportation Support			
6	411400	Taxes - Tort				45	431400	Exceptional Child/SED Support			
7	411500	Taxes - Cooperative				46	431500	Border Tuition Support			
8	411600	Taxes - Tuition				47	431600	Tuition Equivalency			
9	411700	Taxes - Migrant				48	431800	Benefit Apportionment			
10	411900	Taxes - Other				49	431900	Other State Support			
11	412100	Taxes - Plant Facility				50	432100	Driver Education Program			
12	412500	Taxes - Bond & Interest				51	432400	Professional Technical Program			
13		TOTAL TAXES	0.00	*****	0.00	52	437000	Lottery/Additional State Maintenance			
14	413000	Penalty: Delinquent Taxes				53	438000	Revenue in Lieu of/Tax Replacement			
15						54	439000	Other State Revenue			
16	414100	Tuition From Individuals				55	430000	TOTAL STATE	0.00	*****	0.00
17	414200	Tuition From Districts in Idaho				56					
18	414300	Tuition From Out of State Districts				57					
19						58	442000	Indirect Unrestricted Federal			
20	415000	Earnings on Investments				59	443000	Direct Restricted Federal			
21						60	445100	Title I - ESEA			
22	416100	School Food Service				61	445200	Title VI, ESEA - Innovative Practices Program			
23	416200	Meal Sales: Non-reimbur.				62	445300	Perkins III - Vocational Technical Act			
24	416900	Other Food Sales				63	445400	Adult Education			
25						64	445500	Child Nutrition Reimbursement			
26	417100	Admissions/Activities				65	445600	IDEA Part B (School Age & Preschool)			
27	417200	Bookstore Sales				66	445900	Other Indirect Federal Programs			
28	417300	Clubs, Org. Dues, Etc.				67	448200	Impact Aid - P.L. 874			
29	417400	School Fees & Charges				68	440000	TOTAL FEDERAL	0.00	*****	0.00
30	417900	Other Student Revenues				69					
31						70	451000	Proceeds: Bonds, Capital Leases, et. al.			
32	418100	Community Service				71	453000	Sale of Fixed Assets			
33						72	450000	TOTAL OTHER	0.00	*****	0.00
34	419100	Rentals				73					
35	419200	Contributions/Donations				74		TOTAL REVENUES	0.00	*****	0.00
36	419300	Transportation Fees				75					
37	419900	Other Local				76	460000	TRANSFERS IN			0.00
38		TOTAL OTHER LOCAL	0.00	*****	0.00	77					
39	410000	TOTAL LOCAL (Line 13 + 38)	0.00	*****	0.00		400000	TOTAL BALANCE + REVENUES + TRANSFERS (Lines 1 + 74 + 76)	\$0.00	*****	\$0.00



## 22

S.D.E.

## SCHOOL BUILDING MAINTENANCE - STUDENT OCCUPIED

July 1, 2022 - June 30, 2023

FUND NO: 240

**NOTE:** Round each entry to the nearest dollar amount.

[illegible]

**TWIN FALLS SCHOOL DISTRICT #411  
AMENDED BUDGET 2022-2023**

23

S.D.E.

**BUDGET  
EXPENDITURES**

July 1, 2022 - June 30, 2023

SCHOOL BUILDING MAINTENANCE - STUDENT OCCUPIED

FUND NO: 240

NOTE: Round each entry to the nearest dollar amount.

Line	Code	EXPENDITURES Functions/Programs	Prior Year Budget	Proposed Budget	100 Salaries	200 Benefits	300 Purchased Services	400 Supplies Materials	500 Capital Objects	600 Debt Retirement	700 Insurance- Judgment	800 Transfers
39	691	Other Support Services Program		\$0.00								
40												
41	600	TOTAL SUPPORT SERVICES	\$0.00	\$0.00	\$0.00	\$0.00	\$0.00	\$0.00	\$0.00	\$0.00	\$0.00	\$0.00
42												
44	710	Child Nutrition Program		0.00								
45	720	Community Services Program		0.00								
46	730	Enterprise Operations		0.00								
47	740	Student Activity		0.00								
48												
49	700	TOTAL NON-INSTRUCTION	\$0.00	\$0.00	\$0.00	\$0.00	\$0.00	\$0.00	\$0.00	\$0.00	\$0.00	\$0.00
50												
51	810	Capital Assets - Student Occupied		0.00								
52	811	Capital Assets - NonStudent Occupied		0.00								
53												
54	800	TOTAL CAPITAL ASSET PROGRAMS	\$0.00	\$0.00	\$0.00	\$0.00	\$0.00	\$0.00	\$0.00	\$0.00	\$0.00	\$0.00
55												
56	911	Debt Services Program - Principal		0.00								
57	912	Debt Services Program - Interest		0.00								
58	913	Debt Services Program - Refunded Debt		0.00								
59	920	Transfers Out		0.00								
60												
61	900	TOTAL OTHER SERVICES	\$0.00	\$0.00	\$0.00	\$0.00	\$0.00	\$0.00	\$0.00	\$0.00	\$0.00	\$0.00
62												
63		TOTAL EXPENDITURES										
64		(Lines 14+41+48+53+60)	\$0.00	\$0.00	\$0.00	\$0.00	\$0.00	\$0.00	\$0.00	\$0.00	\$0.00	\$0.00
65												
66												
67												
68												
69		TOTAL APPROPRIATION	\$0.00	\$0.00								
70		(Line 63 + line 66)										
71												
72												
73		<b>BUDGET SUMMARY</b>										
74												
75		Beginning Fund Balance	0.00	0.00								
76		Revenues + Transfers In	0.00	0.00								
77		TOTAL REVENUE (lines 74 + 75)	0.00	0.00								
78												
79		Total Appropriation	0.00	0.00								
80		Unappropriated Balance										
81		TOTAL APPROPRIATION (lines 78 + 79)	\$0.00	\$0.00								

**BUDGET SUMMARY:**

The total on line 77 must equal the total on line 81.

**TWIN FALLS SCHOOL DISTRICT #411  
AMENDED BUDGET 2022-2023**

24

S.D.E.

**BUDGET  
REVENUES**

July 1, 2022 - June 30, 2023

**DRIVERS EDUCATION  
FUND NO: 241**

NOTE: Round each entry to the nearest dollar amount.

Line	Code	REVENUES Item	Prior Year Budget	Proposed Line Amounts	Budget Totals	Line	Code	REVENUES Item	Prior Year Budget	Proposed Line Amounts	Budget Totals
1	320000	Estimated Fund Balance, July 1	\$37,323.00	*****	\$38,601.00	40	429000	Other County			
2						41	420000	TOTAL COUNTY	0.00	*****	0.00
3	411100	Taxes - General M & O				42					
4	411200	Taxes - Supplemental				43	431100	Base Support Program			
5	411300	Taxes - Emergency				44	431200	Transportation Support			
6	411400	Taxes - Tort				45	431400	Exceptional Child/SED Support			
7	411500	Taxes - Cooperative				46	431500	Border Tuition Support			
8	411600	Taxes - Tuition				47	431600	Tuition Equivalency			
9	411700	Taxes - Migrant				48	431800	Benefit Apportionment			
10	411900	Taxes - Other				49	431900	Other State Support			
11	412100	Taxes - Plant Facility				50	432100	Driver Education Program	33,950.00	18,000.00	
12	412500	Taxes - Bond & Interest				51	432400	Professional Technical Program			
13		TOTAL TAXES	0.00	*****	0.00	52	437000	Lottery/Additional State Maintenance			
14	413000	Penalty: Delinquent Taxes				53	438000	Revenue in Lieu of/Tax Replacement			
15						54	439000	Other State Revenue			
16	414100	Tuition From Individuals				55	430000	TOTAL STATE	33,950.00	*****	18,000.00
17	414200	Tuition From Districts in Idaho				56					
18	414300	Tuition From Out of State Districts				57					
19						58	442000	Indirect Unrestricted Federal			
20	415000	Earnings on Investments				59	443000	Direct Restricted Federal			
21						60	445100	Title I - ESEA			
22	416100	School Food Service				61	445200	Title VI, ESEA - Innovative Practices Program			
23	416200	Meal Sales: Non-reimbur.				62	445300	Perkins III - Vocational Technical Act			
24	416900	Other Food Sales				63	445400	Adult Education			
25						64	445500	Child Nutrition Reimbursement			
26	417100	Admissions/Activities				65	445600	IDEA Part B (School Age & Preschool)			
27	417200	Bookstore Sales				66	445900	Other Indirect Federal Programs			
28	417300	Clubs, Org. Dues, Etc.				67	448200	Impact Aid - P.L. 874			
29	417400	School Fees & Charges	24,450.00	30,000.00		68	440000	TOTAL FEDERAL	0.00	*****	0.00
30	417900	Other Student Revenues				69					
31						70	451000	Proceeds: Bonds, Capital Leases, et. al.			
32	418100	Community Service				71	453000	Sale of Fixed Assets			
33						72	450000	TOTAL OTHER	0.00	*****	0.00
34	419100	Rentals				73					
35	419200	Contributions/Donations				74		TOTAL REVENUES	58,400.00	*****	48,000.00
36	419300	Transportation Fees				75					
37	419900	Other Local				76	460000	TRANSFERS IN			0.00
38		TOTAL OTHER LOCAL	24,450.00	*****	30,000.00	77					
39	410000	TOTAL LOCAL (Line 13 + 38)	24,450.00	*****	30,000.00		400000	TOTAL BALANCE + REVENUES + TRANSFERS (Lines 1 + 74 + 76)	\$95,723.00	*****	\$86,601.00

**TWIN FALLS SCHOOL DISTRICT #411  
AMENDED BUDGET 2022-2023**

25

S.D.E.

**BUDGET  
EXPENDITURES**

July 1, 2022 - June 30, 2023

DRIVERS EDUCATION

FUND NO: 241

NOTE: Round each entry to the nearest dollar amount.

EXPENDITURES			Prior Year	Proposed	100	200	300	400	500	600	700	800
Line	Code	Functions/Programs	Budget	Budget	Salaries	Benefits	Purchased Services	Supplies Materials	Capital Objects	Debt Retirement	Insurance-Judgment	Transfers
1	512	Elementary School Program		\$0.00								
2	515	Secondary School Program	92,223.00	\$68,216.00	42,000.00	5,645.00	6,700.00	13,871.00				
3	517	Alternative School Program		\$0.00								
4	519	Vocational-Technical Program		\$0.00								
5	521	Special Education Program		\$0.00								
6	522	Special Education Preschool Program		\$0.00								
7	524	Gifted & Talented Program		\$0.00								
8	531	Interscholastic Program		\$0.00								
9	532	School Activity Program		\$0.00								
10	541	Summer School Program		\$0.00								
11	542	Adult School Program		\$0.00								
12	546	Detention Center Program		\$0.00								
13												
14	500	TOTAL INSTRUCTION	\$92,223.00	\$68,216.00	\$42,000.00	\$5,645.00	\$6,700.00	\$13,871.00	\$0.00	\$0.00	\$0.00	\$0.00
15												
16	611	Attendance-Guidance-Health Program		\$0.00								
17	616	Special Education Support Services Prog		\$0.00								
18												
19	621	Instruction Improvement Program		\$0.00								
20	622	Educational Media Program		\$0.00								
21	623	Instruction-Related Technology Program		\$0.00								
22	631	Board of Education Program		\$0.00								
23	632	District Administration Program		\$0.00								
24												
25	641	School Administration Program		\$0.00								
26												
27	651	Business Operation Program		\$0.00								
28	655	Central Service Program		\$0.00								
29	656	Administrative Technology Services Prog		\$0.00								
30	661	Buildings-Care Program (Custodial)	3,500.00	\$3,500.00							3,500.00	
31	663	Maintenance - Non Student Occupied		\$0.00								
32	664	Maintenance - Student Occupied Bldgs		\$0.00								
33	665	Maintenance - Grounds		\$0.00								
34	667	Security Program		\$0.00								
35												
36	681	Pupil - To School Trans. Program		\$0.00								
37	682	Pupil - Activity Trans. Program		\$0.00								
38	683	General Transportation Program		\$0.00								
		Subtotal (carried over to page b)	3,500.00	3,500.00	0.00	0.00	0.00	0.00	0.00	0.00	3,500.00	0.00

**TWIN FALLS SCHOOL DISTRICT #411  
AMENDED BUDGET 2022-2023**

26

S.D.E.

**BUDGET  
EXPENDITURES**  
July 1, 2022 - June 30, 2023

DRIVERS EDUCATION  
FUND NO: 241

NOTE: Round each entry to the nearest dollar amount.

Line	Code	EXPENDITURES Functions/Programs	Prior Year Budget	Proposed Budget	100 Salaries	200 Benefits	300 Purchased Services	400 Supplies Materials	500 Capital Objects	600 Debt Retirement	700 Insurance- Judgment	800 Transfers
39	691	Other Support Services Program		\$0.00								
40												
41	600	TOTAL SUPPORT SERVICES	\$3,500.00	\$3,500.00	\$0.00	\$0.00	\$0.00	\$0.00	\$0.00	\$0.00	\$3,500.00	\$0.00
42												
44	710	Child Nutrition Program		0.00								
45	720	Community Services Program		0.00								
46	730	Enterprise Operations		0.00								
47	740	Student Activity		0.00								
48												
49	700	TOTAL NON-INSTRUCTION	\$0.00	\$0.00	\$0.00	\$0.00	\$0.00	\$0.00	\$0.00	\$0.00	\$0.00	\$0.00
50												
51	810	Capital Assets - Student Occupied		0.00								
52	811	Capital Assets - NonStudent Occupied		0.00								
53												
54	800	TOTAL CAPITAL ASSET PROGRAMS	\$0.00	\$0.00	\$0.00	\$0.00	\$0.00	\$0.00	\$0.00	\$0.00	\$0.00	\$0.00
55												
56	911	Debt Services Program - Principal		0.00								
57	912	Debt Services Program - Interest		0.00								
58	913	Debt Services Program - Refunded Debt		0.00								
59	920	Transfers Out		0.00								
60												
61	900	TOTAL OTHER SERVICES	\$0.00	\$0.00	\$0.00	\$0.00	\$0.00	\$0.00	\$0.00	\$0.00	\$0.00	\$0.00
62												
63		TOTAL EXPENDITURES										
64		(Lines 14+41+48+53+60)	\$95,723.00	\$71,716.00	\$42,000.00	\$5,645.00	\$6,700.00	\$13,871.00	\$0.00	\$0.00	\$3,500.00	\$0.00
65												
66												
67												
68												
69		TOTAL APPROPRIATION	\$95,723.00	\$71,716.00								
70		(Line 63 + line 66)										
71												
72												
73		<b>BUDGET SUMMARY</b>										
74												
75		Beginning Fund Balance	37,323.00	38,601.00								
76		Revenues + Transfers In	58,400.00	48,000.00								
77		TOTAL REVENUE (lines 74 + 75)	95,723.00	86,601.00								
78												
79		Total Appropriation	95,723.00	71,716.00								
80		Unappropriated Balance	0.00	14,885.00								
81		TOTAL APPROPRIATION (lines 78 + 79)	\$95,723.00	\$86,601.00								

**BUDGET SUMMARY:**

The total on line 77 must equal the total on line 81.

**TWIN FALLS SCHOOL DISTRICT #411  
AMENDED BUDGET 2022-2023**

27

S.D.E.

**BUDGET  
REVENUES**

July 1, 2022 - June 30, 2023

STATE PROFESSIONAL TECHNICAL

FUND NO: 243

NOTE: Round each entry to the nearest dollar amount.

Line	Code	REVENUES Item	Prior Year Budget	Proposed Budget		Line	Code	REVENUES Item	Prior Year Budget	Proposed Budget	
				Line Amounts	Totals					Line Amounts	Totals
1	320000	Estimated Fund Balance, July 1	\$8,198.00	*****	\$2,832.00	40	429000	Other County			
2						41	420000	TOTAL COUNTY	0.00	*****	0.00
3	411100	Taxes - General M & O				42					
4	411200	Taxes - Supplemental				43	431100	Base Support Program			
5	411300	Taxes - Emergency				44	431200	Transportation Support			
6	411400	Taxes - Tort				45	431400	Exceptional Child/SED Support			
7	411500	Taxes - Cooperative				46	431500	Border Tuition Support			
8	411600	Taxes - Tuition				47	431600	Tuition Equivalency			
9	411700	Taxes - Migrant				48	431800	Benefit Apportionment			
10	411900	Taxes - Other				49	431900	Other State Support			
11	412100	Taxes - Plant Facility				50	432100	Driver Education Program			
12	412500	Taxes - Bond & Interest				51	432400	Professional Technical Program	210,117.00	196,868.00	
13		TOTAL TAXES	0.00	*****	0.00	52	437000	Lottery/Additional State Maintenance			
14	413000	Penalty: Delinquent Taxes				53	438000	Revenue in Lieu of/Tax Replacement			
15						54	439000	Other State Revenue	35,038.00	20,058.00	
16	414100	Tuition From Individuals				55	430000	TOTAL STATE	245,155.00	*****	216,926.00
17	414200	Tuition From Districts in Idaho				56					
18	414300	Tuition From Out of State Districts				57					
19						58	442000	Indirect Unrestricted Federal			
20	415000	Earnings on Investments				59	443000	Direct Restricted Federal			
21						60	445100	Title I - ESEA			
22	416100	School Food Service				61	445200	Title VI, ESEA - Innovative Practices Program			
23	416200	Meal Sales: Non-reimbur.				62	445300	Perkins III - Vocational Technical Act			
24	416900	Other Food Sales				63	445400	Adult Education			
25						64	445500	Child Nutrition Reimbursement			
26	417100	Admissions/Activities				65	445600	IDEA Part B (School Age & Preschool)			
27	417200	Bookstore Sales				66	445900	Other Indirect Federal Programs			
28	417300	Clubs, Org. Dues, Etc.				67	448200	Impact Aid - P.L. 874			
29	417400	School Fees & Charges				68	440000	TOTAL FEDERAL	0.00	*****	0.00
30	417900	Other Student Revenues				69					
31						70	451000	Proceeds: Bonds, Capital Leases, et. al.			
32	418100	Community Service				71	453000	Sale of Fixed Assets			
33						72	450000	TOTAL OTHER	0.00	*****	0.00
34	419100	Rentals				73					
35	419200	Contributions/Donations				74		TOTAL REVENUES	245,155.00	*****	216,926.00
36	419300	Transportation Fees				75					
37	419900	Other Local				76	460000	TRANSFERS IN			0.00
38		TOTAL OTHER LOCAL	0.00	*****	0.00	77					
39	410000	TOTAL LOCAL (Line 13 + 38)	0.00	*****	0.00		400000	TOTAL BALANCE + REVENUES + TRANSFERS (Lines 1 + 74 + 76)	\$253,353.00	*****	\$219,758.00

## 28

S.D.E.

STATE PROFESSIONAL TECHNICAL  
FUND NO: 243

July 1, 2022 - June 30, 2023

**NOTE:** Round each entry to the nearest dollar amount.

[illegible]



**TWIN FALLS SCHOOL DISTRICT #411  
AMENDED BUDGET 2022-2023**

29

S.D.E.

**BUDGET  
EXPENDITURES**  
July 1, 2022 - June 30, 2023

STATE PROFESSIONAL TECHNICAL  
FUND NO: 243

NOTE: Round each entry to the nearest dollar amount.

Line	Code	EXPENDITURES Functions/Programs	Prior Year Budget	Proposed Budget	100 Salaries	200 Benefits	300 Purchased Services	400 Supplies Materials	500 Capital Objects	600 Debt Retirement	700 Insurance- Judgment	800 Transfers
39	691	Other Support Services Program		\$0.00								
40												
41	600	TOTAL SUPPORT SERVICES	\$300.00	\$0.00	\$0.00	\$0.00	\$0.00	\$0.00	\$0.00	\$0.00	\$0.00	\$0.00
42												
44	710	Child Nutrition Program		0.00								
45	720	Community Services Program		0.00								
46	730	Enterprise Operations		0.00								
47	740	Student Activity Program		0.00								
48												
49	700	TOTAL NON-INSTRUCTION	\$0.00	\$0.00	\$0.00	\$0.00	\$0.00	\$0.00	\$0.00	\$0.00	\$0.00	\$0.00
50												
51	810	Capital Assets - Student Occupied		0.00								
52	811	Capital Assets - NonStudent Occupied		0.00								
53												
54	800	TOTAL CAPITAL ASSET PROGRAMS	\$0.00	\$0.00	\$0.00	\$0.00	\$0.00	\$0.00	\$0.00	\$0.00	\$0.00	\$0.00
55												
56	911	Debt Services Program - Principal		0.00								
57	912	Debt Services Program - Interest		0.00								
58	913	Debt Services Program - Refunded Debt		0.00								
59	920	Transfers Out		0.00								
60												
61	900	TOTAL OTHER SERVICES	\$0.00	\$0.00	\$0.00	\$0.00	\$0.00	\$0.00	\$0.00	\$0.00	\$0.00	\$0.00
62												
63		TOTAL EXPENDITURES										
64		(Lines 14+41+48+53+60)	\$253,353.00	\$219,758.00	\$73,685.00	\$14,737.00	\$26,765.00	\$104,571.00	\$0.00	\$0.00	\$0.00	\$0.00
65												
66												
67												
68												
69		TOTAL APPROPRIATION	\$253,353.00	\$219,758.00								
70		(Line 63 + line 66)										
71												
72												
73		<b>BUDGET SUMMARY</b>										
74												
75		Beginning Fund Balance	8,198.00	2,832.00								
76		Revenues + Transfers In	245,155.00	216,926.00								
77		TOTAL REVENUE (lines 74 + 75)	253,353.00	219,758.00								
78												
79		Total Appropriation	253,353.00	219,758.00								
80		Unappropriated Balance	0.00	0.00								
81		TOTAL APPROPRIATION (lines 78 + 79)	\$253,353.00	\$219,758.00								

**BUDGET SUMMARY:**

The total on line 77 must equal the total on line 81.

**TWIN FALLS SCHOOL DISTRICT #411  
AMENDED BUDGET 2022-2023**

30

S.D.E.

**BUDGET  
REVENUES**

July 1, 2022 - June 30, 2023

**TECHNOLOGY - STATE  
FUND NO: 245**

NOTE: Round each entry to the nearest dollar amount.

Line	Code	REVENUES Item	Prior Year Budget	Proposed Budget		Line	Code	REVENUES Item	Prior Year Budget	Proposed Budget	
				Line Amounts	Totals					Line Amounts	Totals
1	320000	Estimated Fund Balance, July 1	\$120,124	*****	\$111,201	40	429000	Other County			
2						41	420000	TOTAL COUNTY	0	*****	0
3	411100	Taxes - General M & O				42					
4	411200	Taxes - Supplemental				43	431100	Base Support Program			
5	411300	Taxes - Emergency				44	431200	Transportation Support			
6	411400	Taxes - Tort				45	431400	Exceptional Child/SED Support			
7	411500	Taxes - Cooperative				46	431500	Border Tuition Support			
8	411600	Taxes - Tuition				47	431600	Tuition Equivalency			
9	411700	Taxes - Migrant				48	431800	Benefit Apportionment			
10	411900	Taxes - Other				49	431900	Other State Support	679,980	735,751	
11	412100	Taxes - Plant Facility				50	432100	Driver Education Program			
12	412500	Taxes - Bond & Interest				51	432400	Professional Technical Program			
13		TOTAL TAXES	0	*****	0	52	437000	Lottery/Additional State Maintenance			
14	413000	Penalty: Delinquent Taxes				53	438000	Revenue in Lieu of/Tax Replacement			
15						54	439000	Other State Revenue	20,000		
16	414100	Tuition From Individuals				55	430000	TOTAL STATE	699,980	*****	735,751
17	414200	Tuition From Districts in Idaho				56					
18	414300	Tuition From Out of State Districts				57					
19						58	442000	Indirect Unrestricted Federal			
20	415000	Earnings on Investments				59	443000	Direct Restricted Federal			
21						60	445100	Title I - ESEA			
22	416100	School Food Service				61	445200	Title VI, ESEA - Innovative Practices Program			
23	416200	Meal Sales: Non-reimbur.				62	445300	Perkins III - Vocational Technical Act			
24	416900	Other Food Sales				63	445400	Adult Education			
25						64	445500	Child Nutrition Reimbursement			
26	417100	Admissions/Activities				65	445600	IDEA Part B (School Age & Preschool)			
27	417200	Bookstore Sales				66	445900	Other Indirect Federal Programs			
28	417300	Clubs, Org. Dues, Etc.				67	448200	Impact Aid - P.L. 874			
29	417400	School Fees & Charges				68	440000	TOTAL FEDERAL	0	*****	0
30	417900	Other Student Revenues				69					
31						70	451000	Proceeds: Bonds, Capital Leases, et. al.			
32	418100	Community Service				71	453000	Sale of Fixed Assets			
33						72	450000	TOTAL OTHER	0	*****	0
34	419100	Rentals				73					
35	419200	Contributions/Donations				74		TOTAL REVENUES	1,015,322	*****	735,751
36	419300	Transportation Fees				75					
37	419900	Other Local	315,342			76	460000	TRANSFERS IN	300,000	300,000	300,000
38		TOTAL OTHER LOCAL	315,342	*****	0	77					
39	410000	TOTAL LOCAL (Line 13 + 38)		*****			400000	TOTAL BALANCE + REVENUES + TRANSFERS (Lines 1 + 74 + 76)	\$1,435,446	*****	\$1,146,952
			315,342		0						

**TWIN FALLS SCHOOL DISTRICT #411  
AMENDED BUDGET 2022-2023**

31

S.D.E.

**BUDGET  
EXPENDITURES**

July 1, 2022 - June 30, 2023

**TECHNOLOGY - STATE  
FUND NO: 245**

NOTE: Round each entry to the nearest dollar amount.

Line	Code	EXPENDITURES Functions/Programs	Prior Year Budget	Proposed Budget	100 Salaries	200 Benefits	300 Purchased Services	400 Supplies Materials	500 Capital Objects	600 Debt Retirement	700 Insurance- Judgment	800 Transfers
1	512	Elementary School Program		\$0.00								
2	515	Secondary School Program		\$0.00								
3	517	Alternative School Program		\$0.00								
4	519	Vocational-Technical Program		\$0.00								
5	521	Special Education Program		\$0.00								
6	522	Special Education Preschool Program		\$0.00								
7	524	Gifted & Talented Program		\$0.00								
8	531	Interscholastic Program		\$0.00								
9	532	School Activity Program		\$0.00								
10	541	Summer School Program		\$0.00								
11	542	Adult School Program		\$0.00								
12	546	Detention Center Program		\$0.00								
13												
14	500	TOTAL INSTRUCTION	\$0.00	\$0.00	\$0.00	\$0.00	\$0.00	\$0.00	\$0.00	\$0.00	\$0.00	\$0.00
15												
16	611	Attendance-Guidance-Health Program		\$0.00								
17	616	Special Education Support Services Prog		\$0.00								
18												
19	621	Instruction Improvement Program	454,225.00	\$100,000.00			100,000.00					
20	622	Educational Media Program		\$0.00								
21	623	Instruction-Related Technology Program		\$0.00								
22	631	Board of Education Program		\$0.00								
23	632	District Administration Program		\$0.00								
24												
25	641	School Administration Program		\$0.00								
26												
27	651	Business Operation Program		\$0.00								
28	655	Central Service Program		\$0.00								
29	656	Administrative Technology Services Prog		\$0.00								
30	661	Buildings-Care Program (Custodial)	9,500.00	\$9,500.00			9,500.00					
31	663	Maintenance - Non Student Occupied	971,721.00	\$1,037,452.00			484,005.00	553,447.00				
32	664	Maintenance - Student Occupied Bldgs		\$0.00								
33	665	Maintenance - Grounds		\$0.00								
34	667	Security Program		\$0.00								
35												
36	681	Pupil - To School Trans. Program		\$0.00								
37	682	Pupil - Activity Trans. Program		\$0.00								
38	683	General Transportation Program		\$0.00								
		Subtotal (carried over to page b)	1,435,446.00	1,146,952.00	0.00	0.00	593,505.00	553,447.00	0.00	0.00	0.00	0.00

R:\Finance\Annual Budget\Amended 2022-2023\2023-Amended Budget.xlsx]245 E1

**TWIN FALLS SCHOOL DISTRICT #411  
AMENDED BUDGET 2022-2023**

32

S.D.E.

**BUDGET  
EXPENDITURES**  
July 1, 2022 - June 30, 2023

TECHNOLOGY - STATE  
FUND NO: 245

NOTE: Round each entry to the nearest dollar amount.

Line	Code	EXPENDITURES Functions/Programs	Prior Year Budget	Proposed Budget	100 Salaries	200 Benefits	300 Purchased Services	400 Supplies Materials	500 Capital Objects	600 Debt Retirement	700 Insurance- Judgment	800 Transfers
39	691	Other Support Services Program		\$0.00								
40												
41	600	TOTAL SUPPORT SERVICES	\$1,435,446.00	\$1,146,952.00	\$0.00	\$0.00	\$593,505.00	\$553,447.00	\$0.00	\$0.00	\$0.00	\$0.00
42												
44	710	Child Nutrition Program		0.00								
45	720	Community Services Program		0.00								
46	730	Enterprise Operations		0.00								
47	740	Student Activity Program		0.00								
48												
49	700	TOTAL NON-INSTRUCTION	\$0.00	\$0.00	\$0.00	\$0.00	\$0.00	\$0.00	\$0.00	\$0.00	\$0.00	\$0.00
50												
51	810	Capital Assets - Student Occupied		0.00								
52	811	Capital Assets - NonStudent Occupied		0.00								
53												
54	800	TOTAL CAPITAL ASSET PROGRAMS	\$0.00	\$0.00	\$0.00	\$0.00	\$0.00	\$0.00	\$0.00	\$0.00	\$0.00	\$0.00
55												
56	911	Debt Services Program - Principal		0.00								
57	912	Debt Services Program - Interest		0.00								
58	913	Debt Services Program - Refunded Debt		0.00								
59	920	Transfers Out		0.00								
60												
61	900	TOTAL OTHER SERVICES	\$0.00	\$0.00	\$0.00	\$0.00	\$0.00	\$0.00	\$0.00	\$0.00	\$0.00	\$0.00
62												
63		TOTAL EXPENDITURES										
64		(Lines 14+41+48+53+60)	\$1,435,446.00	\$1,146,952.00	\$0.00	\$0.00	\$593,505.00	\$553,447.00	\$0.00	\$0.00	\$0.00	\$0.00
65												
66												
67												
68												
69		TOTAL APPROPRIATION	\$1,435,446.00	\$1,146,952.00								
70		(Line 63 + line 66)										
71												
72												
73		<b>BUDGET SUMMARY</b>										
74												
75		Beginning Fund Balance	120,124.00	111,201.00								
76		Revenues + Transfers In	1,315,322.00	1,035,751.00								
77		TOTAL REVENUE (lines 74 + 75)	1,435,446.00	1,146,952.00								
78												
79		Total Appropriation	1,435,446.00	1,146,952.00								
80		Unappropriated Balance	0.00	0.00								
81		TOTAL APPROPRIATION (lines 78 + 79)	\$1,435,446.00	\$1,146,952.00								

**BUDGET SUMMARY:**

The total on line 77 must equal the total on line 81.

**TWIN FALLS SCHOOL DISTRICT #411  
AMENDED BUDGET 2022-2023**

33

S.D.E.

**BUDGET  
REVENUES**

July 1, 2022 - June 30, 2023

SUBSTANCE ABUSE - STATE

FUND NO: 246

NOTE: Round each entry to the nearest dollar amount.

Line	Code	REVENUES Item	Prior Year Budget	Proposed Budget		Line	Code	REVENUES Item	Prior Year Budget	Proposed Budget	
				Line Amounts	Totals					Line Amounts	Totals
1	320000	Estimated Fund Balance, July 1	\$2,767.00	*****	\$33,154.00	40	429000	Other County			
2						41	420000	TOTAL COUNTY	0.00	*****	0.00
3	411100	Taxes - General M & O				42					
4	411200	Taxes - Supplemental				43	431100	Base Support Program			
5	411300	Taxes - Emergency				44	431200	Transportation Support			
6	411400	Taxes - Tort				45	431400	Exceptional Child/SED Support			
7	411500	Taxes - Cooperative				46	431500	Border Tuition Support			
8	411600	Taxes - Tuition				47	431600	Tuition Equivalency			
9	411700	Taxes - Migrant				48	431800	Benefit Apportionment			
10	411900	Taxes - Other				49	431900	Other State Support			
11	412100	Taxes - Plant Facility				50	432100	Driver Education Program			
12	412500	Taxes - Bond & Interest				51	432400	Professional Technical Program			
13		TOTAL TAXES	0.00	*****	0.00	52	437000	Lottery/Additional State Maintenance			
14	413000	Penalty: Delinquent Taxes				53	438000	Revenue in Lieu of/Tax Replacement			
15						54	439000	Other State Revenue	110,979.00	111,473.00	
16	414100	Tuition From Individuals				55	430000	TOTAL STATE	110,979.00	*****	111,473.00
17	414200	Tuition From Districts in Idaho				56					
18	414300	Tuition From Out of State Districts				57					
19						58	442000	Indirect Unrestricted Federal			
20	415000	Earnings on Investments				59	443000	Direct Restricted Federal			
21						60	445100	Title I - ESEA			
22	416100	School Food Service				61	445200	Title VI, ESEA - Innovative Practices Program			
23	416200	Meal Sales: Non-reimbur.				62	445300	Perkins III - Vocational Technical Act			
24	416900	Other Food Sales				63	445400	Adult Education			
25						64	445500	Child Nutrition Reimbursement			
26	417100	Admissions/Activities				65	445600	IDEA Part B (School Age & Preschool)			
27	417200	Bookstore Sales				66	445900	Other Indirect Federal Programs			
28	417300	Clubs, Org. Dues, Etc.				67	448200	Impact Aid - P.L. 874			
29	417400	School Fees & Charges				68	440000	TOTAL FEDERAL	0.00	*****	0.00
30	417900	Other Student Revenues				69					
31						70	451000	Proceeds: Bonds, Capital Leases, et. al.			
32	418100	Community Service				71	453000	Sale of Fixed Assets			
33						72	450000	TOTAL OTHER	0.00	*****	0.00
34	419100	Rentals				73					
35	419200	Contributions/Donations				74		TOTAL REVENUES	110,979.00	*****	111,473.00
36	419300	Transportation Fees				75					
37	419900	Other Local				76	460000	TRANSFERS IN			0.00
38		TOTAL OTHER LOCAL	0.00	*****	0.00	77					
39	410000	TOTAL LOCAL (Line 13 + 38)	0.00	*****	0.00		400000	TOTAL BALANCE + REVENUES + TRANSFERS (Lines 1 + 74 + 76)	\$113,746.00	*****	\$144,627.00

**TWIN FALLS SCHOOL DISTRICT #411  
AMENDED BUDGET 2022-2023**

34

S.D.E.

**BUDGET  
EXPENDITURES**

July 1, 2022 - June 30, 2023

SUBSTANCE ABUSE - STATE

FUND NO: 246

NOTE: Round each entry to the nearest dollar amount.

Line	Code	EXPENDITURES Functions/Programs	Prior Year Budget	Proposed Budget	100 Salaries	200 Benefits	300 Purchased Services	400 Supplies Materials	500 Capital Objects	600 Debt Retirement	700 Insurance- Judgment	800 Transfers
1	512	Elementary School Program		\$0.00								
2	515	Secondary School Program		\$0.00								
3	517	Alternative School Program		\$0.00								
4	519	Vocational-Technical Program		\$0.00								
5	521	Special Education Program		\$0.00								
6	522	Special Education Preschool Program		\$0.00								
7	524	Gifted & Talented Program		\$0.00								
8	531	Interscholastic Program		\$0.00								
9	532	School Activity Program		\$0.00								
10	541	Summer School Program		\$0.00								
11	542	Adult School Program		\$0.00								
12	546	Detention Center Program		\$0.00								
13												
14	500	TOTAL INSTRUCTION	\$0.00	\$0.00	\$0.00	\$0.00	\$0.00	\$0.00	\$0.00	\$0.00	\$0.00	\$0.00
15												
16	611	Attendance-Guidance-Health Program	37,500.00	\$32,000.00			32,000.00					
17	616	Special Education Support Services Prog		\$0.00								
18												
19	621	Instruction Improvement Program	30,267.00	\$61,154.00			61,154.00					
20	622	Educational Media Program		\$0.00								
21	623	Instruction-Related Technology Program		\$0.00								
22	631	Board of Education Program		\$0.00								
23	632	District Administration Program		\$0.00								
24												
25	641	School Administration Program		\$0.00								
26												
27	651	Business Operation Program		\$0.00								
28	655	Central Service Program		\$0.00								
29	656	Administrative Technology Services Prog		\$0.00								
30	661	Buildings-Care Program (Custodial)		\$0.00								
31	663	Maintenance - Non Student Occupied		\$0.00								
32	664	Maintenance - Student Occupied Bldgs		\$0.00								
33	665	Maintenance - Grounds		\$0.00								
34	667	Security Program	45,979.00	\$51,473.00	33,473.00	18,000.00						
35												
36	681	Pupil - To School Trans. Program		\$0.00								
37	682	Pupil - Activity Trans. Program		\$0.00								
38	683	General Transportation Program		\$0.00								
		Subtotal (carried over to page b)	113,746.00	144,627.00	33,473.00	18,000.00	93,154.00	0.00	0.00	0.00	0.00	0.00

R:\Finance\Annual Budget\Amended 2022-2023\2023-Amended Budget.xlsx]246 E1

**TWIN FALLS SCHOOL DISTRICT #411  
AMENDED BUDGET 2022-2023**

35

S.D.E.

**BUDGET  
EXPENDITURES**  
July 1, 2022 - June 30, 2023

SUBSTANCE ABUSE - STATE  
FUND NO: 246

NOTE: Round each entry to the nearest dollar amount.

Line	Code	EXPENDITURES Functions/Programs	Prior Year Budget	Proposed Budget	100 Salaries	200 Benefits	300 Purchased Services	400 Supplies Materials	500 Capital Objects	600 Debt Retirement	700 Insurance- Judgment	800 Transfers
39	691	Other Support Services Program		\$0.00								
40												
41	600	TOTAL SUPPORT SERVICES	\$113,746.00	\$144,627.00	\$33,473.00	\$18,000.00	\$93,154.00	\$0.00	\$0.00	\$0.00	\$0.00	\$0.00
42												
44	710	Child Nutrition Program		0.00								
45	720	Community Services Program		0.00								
46	730	Enterprise Operations		0.00								
47	740	Student Activity Program		0.00								
48												
49	700	TOTAL NON-INSTRUCTION	\$0.00	\$0.00	\$0.00	\$0.00	\$0.00	\$0.00	\$0.00	\$0.00	\$0.00	\$0.00
50												
51	810	Capital Assets - Student Occupied		0.00								
52	811	Capital Assets - NonStudent Occupied		0.00								
53												
54	800	TOTAL CAPITAL ASSET PROGRAMS	\$0.00	\$0.00	\$0.00	\$0.00	\$0.00	\$0.00	\$0.00	\$0.00	\$0.00	\$0.00
55												
56	911	Debt Services Program - Principal		0.00								
57	912	Debt Services Program - Interest		0.00								
58	913	Debt Services Program - Refunded Debt		0.00								
59	920	Transfers Out		0.00								
60												
61	900	TOTAL OTHER SERVICES	\$0.00	\$0.00	\$0.00	\$0.00	\$0.00	\$0.00	\$0.00	\$0.00	\$0.00	\$0.00
62												
63		TOTAL EXPENDITURES										
64		(Lines 14+41+48+53+60)	\$113,746.00	\$144,627.00	\$33,473.00	\$18,000.00	\$93,154.00	\$0.00	\$0.00	\$0.00	\$0.00	\$0.00
65												
66												
67												
68												
69		TOTAL APPROPRIATION	\$113,746.00	\$144,627.00								
70		(Line 63 + line 66)										
71												
72												
73		<b>BUDGET SUMMARY</b>										
74												
75		Beginning Fund Balance	2,767.00	33,154.00								
76		Revenues + Transfers In	110,979.00	111,473.00								
77		TOTAL REVENUE (lines 74 + 75)	113,746.00	144,627.00								
78												
79		Total Appropriation	113,746.00	144,627.00								
80		Unappropriated Balance	0.00	0.00								
81		TOTAL APPROPRIATION (lines 78 + 79)	\$113,746.00	\$144,627.00								

**BUDGET SUMMARY:**

The total on line 77 must equal the total on line 81.



**TWIN FALLS SCHOOL DISTRICT #411  
AMENDED BUDGET 2022-2023**

36

S.D.E.

**BUDGET  
REVENUES**

July 1, 2022 - June 30, 2023

LEP ENHANCEMENT  
FUND NO: 247

NOTE: Round each entry to the nearest dollar amount.

Line	Code	REVENUES Item	Prior Year Budget	Proposed Budget		Line	Code	REVENUES Item	Prior Year Budget	Proposed Budget	
				Line Amounts	Totals					Line Amounts	Totals
1	320000	Estimated Fund Balance, July 1	\$57,709.00	*****	\$136,843.00	40	429000	Other County			
2						41	420000	TOTAL COUNTY	0.00	*****	0.00
3	411100	Taxes - General M & O				42					
4	411200	Taxes - Supplemental				43	431100	Base Support Program			
5	411300	Taxes - Emergency				44	431200	Transportation Support			
6	411400	Taxes - Tort				45	431400	Exceptional Child/SED Support			
7	411500	Taxes - Cooperative				46	431500	Border Tuition Support			
8	411600	Taxes - Tuition				47	431600	Tuition Equivalency			
9	411700	Taxes - Migrant				48	431800	Benefit Apportionment			
10	411900	Taxes - Other				49	431900	Other State Support			
11	412100	Taxes - Plant Facility				50	432100	Driver Education Program			
12	412500	Taxes - Bond & Interest				51	432400	Professional Technical Program			
13		TOTAL TAXES	0.00	*****	0.00	52	437000	Lottery/Additional State Maintenance			
14	413000	Penalty: Delinquent Taxes				53	438000	Revenue in Lieu of/Tax Replacement			
15						54	439000	Other State Revenue	100,000.00	100,000.00	
16	414100	Tuition From Individuals				55	430000	TOTAL STATE	100,000.00	*****	100,000.00
17	414200	Tuition From Districts in Idaho				56					
18	414300	Tuition From Out of State Districts				57					
19						58	442000	Indirect Unrestricted Federal			
20	415000	Earnings on Investments				59	443000	Direct Restricted Federal			
21						60	445100	Title I - ESEA			
22	416100	School Food Service				61	445200	Title VI, ESEA - Innovative Practices Program			
23	416200	Meal Sales: Non-reimbur.				62	445300	Perkins III - Vocational Technical Act			
24	416900	Other Food Sales				63	445400	Adult Education			
25						64	445500	Child Nutrition Reimbursement			
26	417100	Admissions/Activities				65	445600	IDEA Part B (School Age & Preschool)			
27	417200	Bookstore Sales				66	445900	Other Indirect Federal Programs			
28	417300	Clubs, Org. Dues, Etc.				67	448200	Impact Aid - P.L. 874			
29	417400	School Fees & Charges				68	440000	TOTAL FEDERAL	0.00	*****	0.00
30	417900	Other Student Revenues				69					
31						70	451000	Proceeds: Bonds, Capital Leases, et. al.			
32	418100	Community Service				71	453000	Sale of Fixed Assets			
33						72	450000	TOTAL OTHER	0.00	*****	0.00
34	419100	Rentals				73					
35	419200	Contributions/Donations				74		TOTAL REVENUES	100,000.00	*****	100,000.00
36	419300	Transportation Fees				75					
37	419900	Other Local				76	460000	TRANSFERS IN			0.00
38		TOTAL OTHER LOCAL	0.00	*****	0.00	77					
39	410000	TOTAL LOCAL (Line 13 + 38)	0.00	*****	0.00		400000	TOTAL BALANCE + REVENUES + TRANSFERS (Lines 1 + 74 + 76)	\$157,709.00	*****	\$236,843.00

**TWIN FALLS SCHOOL DISTRICT #411  
AMENDED BUDGET 2022-2023**

37

S.D.E.

**BUDGET  
EXPENDITURES**

July 1, 2022 - June 30, 2023

LEP ENHANCEMENT  
FUND NO: 247

NOTE: Round each entry to the nearest dollar amount.

Line	Code	EXPENDITURES Functions/Programs	Prior Year Budget	Proposed Budget	100 Salaries	200 Benefits	300 Purchased Services	400 Supplies Materials	500 Capital Objects	600 Debt Retirement	700 Insurance- Judgment	800 Transfers
1	512	Elementary School Program		\$0.00								
2	515	Secondary School Program	3,050.00	\$4,519.00	3,427.00	687.00	405.00					
3	517	Alternative School Program		\$0.00								
4	519	Vocational-Technical Program		\$0.00								
5	521	Special Education Program		\$0.00								
6	522	Special Education Preschool Program		\$0.00								
7	524	Gifted & Talented Program		\$0.00								
8	531	Interscholastic Program		\$0.00								
9	532	School Activity Program		\$0.00								
10	541	Summer School Program		\$0.00								
11	542	Adult School Program		\$0.00								
12	546	Detention Center Program		\$0.00								
13												
14	500	TOTAL INSTRUCTION	\$3,050.00	\$4,519.00	\$3,427.00	\$687.00	\$405.00	\$0.00	\$0.00	\$0.00	\$0.00	\$0.00
15												
16	611	Attendance-Guidance-Health Program		\$0.00								
17	616	Special Education Support Services Prog		\$0.00								
18												
19	621	Instruction Improvement Program	151,159.00	\$141,888.00			109,347.00	32,541.00				
20	622	Educational Media Program		\$0.00								
21	623	Instruction-Related Technology Program		\$0.00								
22	631	Board of Education Program		\$0.00								
23	632	District Administration Program		\$0.00								
24												
25	641	School Administration Program		\$0.00								
26												
27	651	Business Operation Program		\$0.00								
28	655	Central Service Program		\$0.00								
29	656	Administrative Technology Services Prog		\$0.00								
30	661	Buildings-Care Program (Custodial)		\$0.00								
31	663	Maintenance - Non Student Occupied		\$0.00								
32	664	Maintenance - Student Occupied Bldgs		\$0.00								
33	665	Maintenance - Grounds		\$0.00								
34	667	Security Program	3,500.00	\$0.00								
35												
36	681	Pupil - To School Trans. Program		\$436.00			436.00					
37	682	Pupil - Activity Trans. Program		\$0.00								
38	683	General Transportation Program		\$0.00								
		<b>Subtotal (carried over to page b)</b>	<b>154,659.00</b>	<b>142,324.00</b>	<b>0.00</b>	<b>0.00</b>	<b>109,783.00</b>	<b>32,541.00</b>	<b>0.00</b>	<b>0.00</b>	<b>0.00</b>	<b>0.00</b>

**TWIN FALLS SCHOOL DISTRICT #411  
AMENDED BUDGET 2022-2023**

38

S.D.E.

**BUDGET  
EXPENDITURES**  
July 1, 2022 - June 30, 2023

LEP ENHANCEMENT  
FUND NO: 247

NOTE: Round each entry to the nearest dollar amount.

Line	Code	EXPENDITURES Functions/Programs	Prior Year Budget	Proposed Budget	100 Salaries	200 Benefits	300 Purchased Services	400 Supplies Materials	500 Capital Objects	600 Debt Retirement	700 Insurance- Judgment	800 Transfers
39	691	Other Support Services Program		\$0.00								
40												
41	600	TOTAL SUPPORT SERVICES	\$154,659.00	\$142,324.00	\$0.00	\$0.00	\$109,783.00	\$32,541.00	\$0.00	\$0.00	\$0.00	\$0.00
42												
44	710	Child Nutrition Program		0.00								
45	720	Community Services Program		0.00								
46	730	Enterprise Operations		0.00								
47	740	Student Activity Program		0.00								
48												
49	700	TOTAL NON-INSTRUCTION	\$0.00	\$0.00	\$0.00	\$0.00	\$0.00	\$0.00	\$0.00	\$0.00	\$0.00	\$0.00
50												
51	810	Capital Assets - Student Occupied		0.00								
52	811	Capital Assets - NonStudent Occupied		0.00								
53												
54	800	TOTAL CAPITAL ASSET PROGRAMS	\$0.00	\$0.00	\$0.00	\$0.00	\$0.00	\$0.00	\$0.00	\$0.00	\$0.00	\$0.00
55												
56	911	Debt Services Program - Principal		0.00								
57	912	Debt Services Program - Interest		0.00								
58	913	Debt Services Program - Refunded Debt		0.00								
59	920	Transfers Out		0.00								
60												
61	900	TOTAL OTHER SERVICES	\$0.00	\$0.00	\$0.00	\$0.00	\$0.00	\$0.00	\$0.00	\$0.00	\$0.00	\$0.00
62												
63		TOTAL EXPENDITURES										
64		(Lines 14+41+48+53+60)	\$157,709.00	\$146,843.00	\$3,427.00	\$687.00	\$110,188.00	\$32,541.00	\$0.00	\$0.00	\$0.00	\$0.00
65												
66												
67												
68												
69		TOTAL APPROPRIATION	\$157,709.00	\$146,843.00								
70		(Line 63 + line 66)										
71												
72												
73		<b>BUDGET SUMMARY</b>										
74												
75		Beginning Fund Balance	57,709.00	136,843.00								
76		Revenues + Transfers In	100,000.00	100,000.00								
77		TOTAL REVENUE (lines 74 + 75)	157,709.00	236,843.00								
78												
79		Total Appropriation	157,709.00	146,843.00								
80		Unappropriated Balance	0.00	90,000.00								
81		TOTAL APPROPRIATION (lines 78 + 79)	\$157,709.00	\$236,843.00								

**BUDGET SUMMARY:**

The total on line 77 must equal the total on line 81.

**TWIN FALLS SCHOOL DISTRICT #411  
AMENDED BUDGET 2022-2023**

39

S.D.E.

**BUDGET  
REVENUES  
July 1, 2022 - June 30, 2023**

**SPECIAL STATE  
240 THROUGH 249**

NOTE: Round each entry to the nearest dollar amount.

Line	Code	REVENUES Item	Prior Year Budget	Proposed Budget		Line	Code	REVENUES Item	Prior Year Budget	Proposed Budget	
				Line Amounts	Totals					Line Amounts	Totals
1	320000	Estimated Fund Balance, July 1	\$226,121	*****	\$322,631	40	429000	Other County	0	0	
2						41	420000	TOTAL COUNTY	0	*****	0
3	411100	Taxes - General M & O	0	0		42					
4	411200	Taxes - Supplemental	0	0		43	431100	Base Support Program	0	0	
5	411300	Taxes - Emergency	0	0		44	431200	Transportation Support	0	0	
6	411400	Taxes - Tort	0	0		45	431400	Exceptional Child/SED Support	0	0	
7	411500	Taxes - Cooperative	0	0		46	431500	Border Tuition Support	0	0	
8	411600	Taxes - Tuition	0	0		47	431600	Tuition Equivalency	0	0	
9	411700	Taxes - Migrant	0	0		48	431800	Benefit Apportionment	0	0	
10	411900	Taxes - Other	0	0		49	431900	Other State Support	679,980	735,751	
11	412100	Taxes - Plant Facility	0	0		50	432100	Driver Education Program	33,950	18,000	
12	412500	Taxes - Bond & Interest	0	0		51	432400	Professional Technical Program	210,117	196,868	
13		TOTAL TAXES	0	*****	0	52	437000	Lottery/Additional State Maintenance	0	0	
14	413000	Penalty: Delinquent Taxes	0	0		53	438000	Revenue in Lieu of/Tax Replacement	0	0	
15						54	439000	Other State Revenue	266,017	231,531	
16	414100	Tuition From Individuals	0	0		55	430000	TOTAL STATE	1,190,064	*****	1,182,150
17	414200	Tuition From Districts in Idaho	0	0		56					
18	414300	Tuition From Out of State Districts	0	0		57					
19						58	442000	Indirect Unrestricted Federal	0	0	
20	415000	Earnings on Investments	0	0		59	443000	Direct Restricted Federal	0	0	
21						60	445100	Title I - ESEA	0	0	
22	416100	School Food Service	0	0		61	445200	Title VI, ESEA - Innovative Practices Program	0	0	
23	416200	Meal Sales: Non-reimbur.	0	0		62	445300	Perkins III - Vocational Technical Act	0	0	
24	416900	Other Food Sales	0	0		63	445400	Adult Education	0	0	
25						64	445500	Child Nutrition Reimbursement	0	0	
26	417100	Admissions/Activities	0	0		65	445600	IDEA Part B (School Age & Preschool)	0	0	
27	417200	Bookstore Sales	0	0		66	445900	Other Indirect Federal Programs	0	0	
28	417300	Clubs, Org. Dues, Etc.	0	0		67	448200	Impact Aid - P.L. 874	0	0	
29	417400	School Fees & Charges	24,450	30,000		68	440000	TOTAL FEDERAL	0	*****	0
30	417900	Other Student Revenues	0	0		69					
31						70	451000	Proceeds: Bonds, Capital Leases, et. al.	0	0	
32	418100	Community Service	0	0		71	453000	Sale of Fixed Assets	0	0	
33						72	450000	TOTAL OTHER	0	*****	0
34	419100	Rentals	0	0		73					
35	419200	Contributions/Donations	0	0		74		TOTAL REVENUES	1,529,856	*****	1,212,150
36	419300	Transportation Fees	0	0		75					
37	419900	Other Local	315,342	0		76	460000	TRANSFERS IN	300,000	300,000	300,000
38		TOTAL OTHER LOCAL	339,792	*****	30,000	77					
39	410000	TOTAL LOCAL (Line 13 + 38)	339,792	*****	30,000		400000	TOTAL BALANCE + REVENUES + TRANSFERS (Lines 1 + 74 + 76)	\$2,055,977	*****	\$1,834,781

**TWIN FALLS SCHOOL DISTRICT #411  
AMENDED BUDGET 2022-2023**

40

S.D.E.

**BUDGET  
EXPENDITURES**

**SPECIAL STATE  
240 THROUGH 249**

July 1, 2022 - June 30, 2023

NOTE: Round each entry to the nearest dollar amount.

Line	Code	EXPENDITURES Functions/Programs	Prior Year Budget	Proposed Budget	100 Salaries	200 Benefits	300 Purchased Services	400 Supplies Materials	500 Capital Objects	600 Debt Retirement	700 Insurance- Judgment	800 Transfers
1	512	Elementary School Program	\$0	\$0	\$0	\$0	\$0	\$0	\$0	\$0	\$0	\$0
2	515	Secondary School Program	95,273	\$72,735	45,427	6,332	7,105	13,871	0	0	0	0
3	517	Alternative School Program	0	\$0	0	0	0	0	0	0	0	0
4	519	Vocational-Technical Program	253,053	\$219,758	73,685	14,737	26,765	104,571	0	0	0	0
5	521	Special Education Program	0	\$0	0	0	0	0	0	0	0	0
6	522	Special Education Preschool Program	0	\$0	0	0	0	0	0	0	0	0
7	524	Gifted & Talented Program	0	\$0	0	0	0	0	0	0	0	0
8	531	Interscholastic Program	0	\$0	0	0	0	0	0	0	0	0
9	532	School Activity Program	0	\$0	0	0	0	0	0	0	0	0
10	541	Summer School Program	0	\$0	0	0	0	0	0	0	0	0
11	542	Adult School Program	0	\$0	0	0	0	0	0	0	0	0
12	546	Detention Center Program	0	\$0	0	0	0	0	0	0	0	0
13												
14	500	TOTAL INSTRUCTION	\$348,326	\$292,493	\$119,112	\$21,069	\$33,870	\$118,442	\$0	\$0	\$0	\$0
15												
16	611	Attendance-Guidance-Health Program	37,500	\$32,000	0	0	32,000	0	0	0	0	0
17	616	Special Education Support Services Prog	0	\$0	0	0	0	0	0	0	0	0
18												
19	621	Instruction Improvement Program	635,651	\$303,042	0	0	270,501	32,541	0	0	0	0
20	622	Educational Media Program	0	\$0	0	0	0	0	0	0	0	0
21	623	Instruction-Related Technology Program	0	\$0	0	0	0	0	0	0	0	0
22	631	Board of Education Program	0	\$0	0	0	0	0	0	0	0	0
23	632	District Administration Program	0	\$0	0	0	0	0	0	0	0	0
24												
25	641	School Administration Program	0	\$0	0	0	0	0	0	0	0	0
26												
27	651	Business Operation Program	0	\$0	0	0	0	0	0	0	0	0
28	655	Central Service Program	0	\$0	0	0	0	0	0	0	0	0
29	656	Administrative Technology Services Prog	0	\$0	0	0	0	0	0	0	0	0
30	661	Buildings-Care Program (Custodial)	13,000	\$13,000	0	0	9,500	0	0	0	3,500	0
31	663	Maintenance - Non Student Occupied	971,721	\$1,037,452	0	0	484,005	553,447	0	0	0	0
32	664	Maintenance - Student Occupied Bldgs	0	\$0	0	0	0	0	0	0	0	0
33	665	Maintenance - Grounds	0	\$0	0	0	0	0	0	0	0	0
34	667	Security Program	49,479	\$51,473	33,473	18,000	0	0	0	0	0	0
35												
36	681	Pupil - To School Trans. Program	0	\$436	0	0	436	0	0	0	0	0
37	682	Pupil - Activity Trans. Program	300	\$0	0	0	0	0	0	0	0	0
38	683	General Transportation Program	0	\$0	0	0	0	0	0	0	0	0
		<b>Subtotal (carried over to page b)</b>	<b>1,707,651</b>	<b>1,437,403</b>	<b>33,473</b>	<b>18,000</b>	<b>796,442</b>	<b>585,988</b>	<b>0</b>	<b>0</b>	<b>3,500</b>	<b>0</b>

**TWIN FALLS SCHOOL DISTRICT #411  
AMENDED BUDGET 2022-2023**

41

S.D.E.

**BUDGET  
EXPENDITURES**  
July 1, 2022 - June 30, 2023

SPECIAL STATE  
240 THROUGH 249

NOTE: Round each entry to the nearest dollar amount.

Line	Code	EXPENDITURES Functions/Programs	Prior Year Budget	Proposed Budget	100 Salaries	200 Benefits	300 Purchased Services	400 Supplies Materials	500 Capital Objects	600 Debt Retirement	700 Insurance- Judgment	800 Transfers
39	691	Other Support Services Program	\$0	\$0	\$0	\$0	\$0	\$0	\$0	\$0	\$0	\$0
40												
41	600	TOTAL SUPPORT SERVICES	\$1,707,651	\$1,437,403	\$33,473	\$18,000	\$796,442	\$585,988	\$0	\$0	\$3,500	\$0
42												
44	710	Child Nutrition Program	0	0	0	0	0	0	0	0	0	0
45	720	Community Services Program	0	0	0	0	0	0	0	0	0	0
46	730	Enterprise Operations	0	0	0	0	0	0	0	0	0	0
47	740	Student Activity Program	0	0	0	0	0	0	0	0	0	0
48												
49	700	TOTAL NON-INSTRUCTION	\$0	\$0	\$0	\$0	\$0	\$0	\$0	\$0	\$0	\$0
50												
51	810	Capital Assets - Student Occupied	0	0	0	0	0	0	0	0	0	0
52	811	Capital Assets - NonStudent Occupied	0	0	0	0	0	0	0	0	0	0
53												
54	800	TOTAL CAPITAL ASSET PROGRAMS	\$0	\$0	\$0	\$0	\$0	\$0	\$0	\$0	\$0	\$0
55												
56	911	Debt Services Program - Principal	0	0	0	0	0	0	0	0	0	0
57	912	Debt Services Program - Interest	0	0	0	0	0	0	0	0	0	0
58	913	Debt Services Program - Refunded Debt	0	0	0	0	0	0	0	0	0	0
59	920	Transfers Out	0	0	0	0	0	0	0	0	0	0
60												
61	900	TOTAL OTHER SERVICES	\$0	\$0	\$0	\$0	\$0	\$0	\$0	\$0	\$0	\$0
62												
63		TOTAL EXPENDITURES										
64		(Lines 14+41+48+53+60)	\$2,055,977	\$1,729,896	\$152,585	\$39,069	\$830,312	\$704,430	\$0	\$0	\$3,500	\$0
65												
66												
67												
68												
69		TOTAL APPROPRIATION	\$2,055,977	\$1,729,896								
70		(Line 63 + line 66)										
71												
72												
73		<b>BUDGET SUMMARY</b>										
74												
75		Beginning Fund Balance	226,121	322,631								
76		Revenues + Transfers In	1,829,856	1,512,150								
77		TOTAL REVENUE (lines 74 + 75)	2,055,977	1,834,781								
78												
79		Total Appropriation	2,055,977	1,729,896								
80		Unappropriated Balance	0	104,885								
81		TOTAL APPROPRIATION (lines 78 + 79)	\$2,055,977	\$1,834,781								

**BUDGET SUMMARY:**

The total on line 77 must equal the total on line 81.

**TWIN FALLS SCHOOL DISTRICT #411  
AMENDED BUDGET 2022-2023**

42

S.D.E.

**BUDGET  
REVENUES  
July 1, 2022 - June 30, 2023**

**ESSER III, ARPA  
FUND NO: 250**

NOTE: Round each entry to the nearest dollar amount.

Line	Code	REVENUES Item	Prior Year Budget	Proposed	Budget	Line	Code	REVENUES Item	Prior Year Budget	Proposed	Budget
				Line Amounts	Totals					Line Amounts	Totals
1	320000	Estimated Fund Balance, July 1		*****		40	429000	Other County			
2						41	420000	TOTAL COUNTY	0	*****	0
3	411100	Taxes - General M & O				42					
4	411200	Taxes - Supplemental				43	431100	Base Support Program			
5	411300	Taxes - Emergency				44	431200	Transportation Support			
6	411400	Taxes - Tort				45	431400	Exceptional Child/SED Support			
7	411500	Taxes - Cooperative				46	431500	Border Tuition Support			
8	411600	Taxes - Tuition				47	431600	Tuition Equivalency			
9	411700	Taxes - Migrant				48	431800	Benefit Apportionment			
10	411900	Taxes - Other				49	431900	Other State Support			
11	412100	Taxes - Plant Facility				50	432100	Driver Education Program			
12	412500	Taxes - Bond & Interest				51	432400	Professional Technical Program			
13		TOTAL TAXES	0	*****	0	52	437000	Lottery/Additional State Maintenance			
14	413000	Penalty: Delinquent Taxes				53	438000	Revenue in Lieu of/Tax Replacement			
15						54	439000	Other State Revenue			
16	414100	Tuition From Individuals				55	430000	TOTAL STATE	0	*****	0
17	414200	Tuition From Districts in Idaho				56					
18	414300	Tuition From Out of State Districts				57					
19						58	442000	Indirect Unrestricted Federal			
20	415000	Earnings on Investments				59	443000	Direct Restricted Federal			
21						60	445100	Title I - ESEA			
22	416100	School Food Service				61	445200	Title VI, ESEA - Innovative Practices Program			
23	416200	Meal Sales: Non-reimbur.				62	445300	Perkins III - Vocational Technical Act			
24	416900	Other Food Sales				63	445400	Adult Education			
25						64	445500	Child Nutrition Reimbursement			
26	417100	Admissions/Activities				65	445600	IDEA Part B (School Age & Preschool)			
27	417200	Bookstore Sales				66	445900	Other Indirect Federal Programs	15,105,753	15,256,132	
28	417300	Clubs, Org. Dues, Etc.				67	448200	Impact Aid - P.L. 874			
29	417400	School Fees & Charges				68	440000	TOTAL FEDERAL	15,105,753	*****	15,256,132
30	417900	Other Student Revenues				69					
31						70	451000	Proceeds: Bonds, Capital Leases, et. al.			
32	418100	Community Service				71	453000	Sale of Fixed Assets			
33						72	450000	TOTAL OTHER	0	*****	0
34	419100	Rentals				73					
35	419200	Contributions/Donations				74		TOTAL REVENUES	15,105,753	*****	15,256,132
36	419300	Transportation Fees				75					
37	419900	Other Local				76	460000	TRANSFERS IN			0
38		TOTAL OTHER LOCAL	0	*****	0	77					
39	410000	TOTAL LOCAL (Line 13 + 38)	0	*****	0		400000	TOTAL BALANCE + REVENUES + TRANSFERS (Lines 1 + 74 + 76)	\$15,105,753	*****	\$15,256,132

**TWIN FALLS SCHOOL DISTRICT #411  
AMENDED BUDGET 2022-2023**

43

S.D.E.

**BUDGET  
EXPENDITURES**

July 1, 2022 - June 30, 2023

ESSER III, ARPA  
FUND NO: 250

NOTE: Round each entry to the nearest dollar amount.

EXPENDITURES			Prior Year	Proposed	100	200	300	400	500	600	700	800
Line	Code	Functions/Programs	Budget	Budget	Salaries	Benefits	Purchased Services	Supplies Materials	Capital Objects	Debt Retirement	Insurance-Judgment	Transfers
1	512	Elementary School Program	\$24,931	\$1,167,612	\$892,656	\$274,956						
2	515	Secondary School Program	15,443	\$955,400	795,000	154,600		5,800				
3	517	Alternative School Program		\$138,030	96,500	38,630		2,900				
4	519	Vocational-Technical Program		\$0								
5	521	Special Education Program		\$256,620	214,000	42,620						
6	522	Special Education Preschool Program		\$39,700	34,200	5,500						
7	524	Gifted & Talented Program		\$6,886	5,700	1,186						
8	531	Interscholastic Program		\$0								
9	532	School Activity Program		\$0								
10	541	Summer School Program		\$183,420	152,000	31,420						
11	542	Adult School Program		\$0								
12	546	Detention Center Program		\$5,170	4,280	890						
13												
14	500	TOTAL INSTRUCTION	\$40,374.00	\$2,752,838.00	\$2,194,336.00	\$549,802.00	\$0.00	\$8,700.00	\$0.00	\$0.00	\$0.00	\$0.00
15												
16	611	Attendance-Guidance-Health Program	34,497	\$213,652	148,000	34,120	20,098	11,434				
17	616	Special Education Support Services Prog		\$50,460	42,000	8,460						
18												
19	621	Instruction Improvement Program	881,376	\$3,962,974	171,624	66,927	544,568	3,179,855				
20	622	Educational Media Program		\$47,260	37,700	8,560		1,000				
21	623	Instruction-Related Technology Program		\$0								
22	631	Board of Education Program		\$0								
23	632	District Administration Program		\$106,450	88,000	18,450						
24												
25	641	School Administration Program		\$223,950	186,000	37,950						
26												
27	651	Business Operation Program		\$187,130	6,000	1,130	180,000					
28	655	Central Service Program		\$0								
29	656	Administrative Technology Services Prog		\$0								
30	661	Buildings-Care Program (Custodial)		\$95,400	76,000	19,400						
31	663	Maintenance - Non Student Occupied		\$27,310	22,000	5,310						
32	664	Maintenance - Student Occupied Bldgs		\$38,325	22,000	5,860		10,465				
33	665	Maintenance - Grounds		\$0								
34	667	Security Program		\$29,560	12,000	3,560	14,000					
35												
36	681	Pupil - To School Trans. Program		\$0								
37	682	Pupil - Activity Trans. Program	23,395	\$23,499			23,499					
38	683	General Transportation Program		\$0								
		Subtotal (carried over to page b)	939,268	5,005,970	811,324	209,727	782,165	3,202,754	0	0	0	0

R:\Finance\Annual Budget\Amended 2022-2023\2023-Amended Budget.xlsx]250 E1



**TWIN FALLS SCHOOL DISTRICT #411  
AMENDED BUDGET 2022-2023**

44

S.D.E.

**BUDGET  
EXPENDITURES**  
July 1, 2022 - June 30, 2023

ESSER III, ARPA  
FUND NO: 250

NOTE: Round each entry to the nearest dollar amount.

Line	Code	EXPENDITURES Functions/Programs	Prior Year Budget	Proposed Budget	100 Salaries	200 Benefits	300 Purchased Services	400 Supplies Materials	500 Capital Objects	600 Debt Retirement	700 Insurance- Judgment	800 Transfers
39	691	Other Support Services Program		\$0								
40												
41	600	TOTAL SUPPORT SERVICES	\$939,268	\$5,005,970	\$811,324	\$209,727	\$782,165	\$3,202,754	\$0	\$0	\$0	\$0
42												
44	710	Child Nutrition Program		59,760	48,000.00	11,760.00						
45	720	Community Services Program		57,000			57,000.00					
46	730	Enterprise Operations		0								
47	740	Student Activity Program		0								
48												
49	700	TOTAL NON-INSTRUCTION	\$0	\$116,760	\$48,000	\$11,760	\$57,000	\$0	\$0	\$0	\$0	\$0
50												
51	810	Capital Assets - Student Occupied		0								
52	811	Capital Assets - NonStudent Occupied		0								
53												
54	800	TOTAL CAPITAL ASSET PROGRAMS	\$0	\$0	\$0	\$0	\$0	\$0	\$0	\$0	\$0	\$0
55												
56	911	Debt Services Program - Principal		0								
57	912	Debt Services Program - Interest		0								
58	913	Debt Services Program - Refunded Debt		0								
59	920	Transfers Out		0								
60												
61	900	TOTAL OTHER SERVICES	\$0	\$0	\$0	\$0	\$0	\$0	\$0	\$0	\$0	\$0
62												
63		TOTAL EXPENDITURES										
64		(Lines 14+41+48+53+60)	\$979,642	\$7,875,568	\$3,053,660	\$771,289	\$839,165	\$3,211,454	\$0	\$0	\$0	\$0
65												
66												
67												
68												
69		TOTAL APPROPRIATION	\$979,642	\$7,875,568								
70		(Line 63 + line 66)										
71												
72												
73		<b>BUDGET SUMMARY</b>										
74												
75		Beginning Fund Balance	0	0								
76		Revenues + Transfers In	15,105,753	15,256,132								
77		TOTAL REVENUE (lines 74 + 75)	15,105,753	15,256,132								
78												
79		Total Appropriation	979,642	7,875,568								
80		Unappropriated Balance	14,126,111	7,380,564								
81		TOTAL APPROPRIATION (lines 78 + 79)	\$15,105,753	\$15,256,132								

**BUDGET SUMMARY:**

The total on line 77 must equal the total on line 81.

**TWIN FALLS SCHOOL DISTRICT #411  
AMENDED BUDGET 2022-2023**

45

S.D.E.

**BUDGET  
REVENUES**

July 1, 2022 - June 30, 2023

TITLE I-A, ESSA - IMPROVING BASIC PROGRAMS

FUND NO: 251

NOTE: Round each entry to the nearest dollar amount.

Line	Code	REVENUES Item	Prior Year Budget	Proposed Line Amounts	Budget Totals	Line	Code	REVENUES Item	Prior Year Budget	Proposed Line Amounts	Budget Totals
1	320000	Estimated Fund Balance, July 1		*****		40	429000	Other County			
2						41	420000	TOTAL COUNTY	0	*****	0
3	411100	Taxes - General M & O				42					
4	411200	Taxes - Supplemental				43	431100	Base Support Program			
5	411300	Taxes - Emergency				44	431200	Transportation Support			
6	411400	Taxes - Tort				45	431400	Exceptional Child/SED Support			
7	411500	Taxes - Cooperative				46	431500	Border Tuition Support			
8	411600	Taxes - Tuition				47	431600	Tuition Equivalency			
9	411700	Taxes - Migrant				48	431800	Benefit Apportionment			
10	411900	Taxes - Other				49	431900	Other State Support			
11	412100	Taxes - Plant Facility				50	432100	Driver Education Program			
12	412500	Taxes - Bond & Interest				51	432400	Professional Technical Program			
13		TOTAL TAXES	0	*****	0	52	437000	Lottery/Additional State Maintenance			
14	413000	Penalty: Delinquent Taxes				53	438000	Revenue in Lieu of/Tax Replacement			
15						54	439000	Other State Revenue			
16	414100	Tuition From Individuals				55	430000	TOTAL STATE	0	*****	0
17	414200	Tuition From Districts in Idaho				56					
18	414300	Tuition From Out of State Districts				57					
19						58	442000	Indirect Unrestricted Federal			
20	415000	Earnings on Investments				59	443000	Direct Restricted Federal			
21						60	445100	Title I - ESEA	2,765,321	2,739,200	
22	416100	School Food Service				61	445200	Title VI, ESEA - Innovative Practices Program			
23	416200	Meal Sales: Non-reimbur.				62	445300	Perkins III - Vocational Technical Act			
24	416900	Other Food Sales				63	445400	Adult Education			
25						64	445500	Child Nutrition Reimbursement			
26	417100	Admissions/Activities				65	445600	IDEA Part B (School Age & Preschool)			
27	417200	Bookstore Sales				66	445900	Other Indirect Federal Programs			
28	417300	Clubs, Org. Dues, Etc.				67	448200	Impact Aid - P.L. 874			
29	417400	School Fees & Charges				68	440000	TOTAL FEDERAL	2,765,321	*****	2,739,200
30	417900	Other Student Revenues				69					
31						70	451000	Proceeds: Bonds, Capital Leases, et. al.			
32	418100	Community Service				71	453000	Sale of Fixed Assets			
33						72	450000	TOTAL OTHER	0	*****	0
34	419100	Rentals				73					
35	419200	Contributions/Donations				74		TOTAL REVENUES	2,765,321	*****	2,739,200
36	419300	Transportation Fees				75					
37	419900	Other Local				76	460000	TRANSFERS IN			0
38		TOTAL OTHER LOCAL	0	*****	0	77					
39	410000	TOTAL LOCAL (Line 13 + 38)	0	*****	0		400000	TOTAL BALANCE + REVENUES + TRANSFERS (Lines 1 + 74 + 76)	\$2,765,321	*****	\$2,739,200

**TWIN FALLS SCHOOL DISTRICT #411  
AMENDED BUDGET 2022-2023**

46

S.D.E.

**BUDGET  
EXPENDITURES**

July 1, 2022 - June 30, 2023

TITLE I-A, ESSA - IMPROVING BASIC PROGRAMS

FUND NO: 251

NOTE: Round each entry to the nearest dollar amount.

		EXPENDITURES	Prior Year	Proposed	100	200	300	400	500	600	700	800
Line	Code	Functions/Programs	Budget	Budget	Salaries	Benefits	Purchased Services	Supplies Materials	Capital Objects	Debt Retirement	Insurance-Judgment	Transfers
1	512	Elementary School Program	\$1,073,080	\$1,105,315	\$648,465	\$290,989	\$79,824	\$86,037				
2	515	Secondary School Program	406,848	\$432,381	266,483	103,666	29,193	33,039				
3	517	Alternative School Program	65,374	\$53,247	27,730	16,663	2,847	6,007				
4	519	Vocational-Technical Program		\$0								
5	521	Special Education Program		\$0								
6	522	Special Education Preschool Program		\$0								
7	524	Gifted & Talented Program		\$0								
8	531	Interscholastic Program		\$0								
9	532	School Activity Program		\$0								
10	541	Summer School Program		\$0								
11	542	Adult School Program		\$0								
12	546	Detention Center Program	9,417	\$4,943	4,000	943						
13												
14	500	TOTAL INSTRUCTION	\$1,554,719	\$1,595,886	\$946,678	\$412,261	\$111,864	\$125,083	\$0	\$0	\$0	\$0
15												
16	611	Attendance-Guidance-Health Program	125,764	\$91,587	70,504	21,083						
17	616	Special Education Support Services Prog		\$0								
18												
19	621	Instruction Improvement Program	821,002	\$825,987	383,158	149,002	140,356	153,471				
20	622	Educational Media Program		\$0								
21	623	Instruction-Related Technology Program		\$0								
22	631	Board of Education Program		\$0								
23	632	District Administration Program	55,000	\$63,000	49,420	13,580						
24												
25	641	School Administration Program		\$0								
26												
27	651	Business Operation Program		\$0								
28	655	Central Service Program		\$0								
29	656	Administrative Technology Services Prog		\$0								
30	661	Buildings-Care Program (Custodial)		\$0								
31	663	Maintenance - Non Student Occupied		\$0								
32	664	Maintenance - Student Occupied Bldgs		\$0								
33	665	Maintenance - Grounds		\$0								
34	667	Security Program		\$0								
35												
36	681	Pupil - To School Trans. Program		\$0								
37	682	Pupil - Activity Trans. Program	1,732	\$2,099			2,099					
38	683	General Transportation Program		\$0								
		Subtotal (carried over to page b)	1,003,498	982,673	503,082	183,665	142,455	153,471	0	0	0	0

R:\Finance\Annual Budget\Amended 2022-2023\2023-Amended Budget.xlsx]251 E1

**TWIN FALLS SCHOOL DISTRICT #411  
AMENDED BUDGET 2022-2023**

47

S.D.E.

**BUDGET  
EXPENDITURES**

July 1, 2022 - June 30, 2023

TITLE I-A, ESSA - IMPROVING BASIC PROGRAMS

FUND NO: 251

NOTE: Round each entry to the nearest dollar amount.

Line	Code	EXPENDITURES Functions/Programs	Prior Year Budget	Proposed Budget	100 Salaries	200 Benefits	300 Purchased Services	400 Supplies Materials	500 Capital Objects	600 Debt Retirement	700 Insurance- Judgment	800 Transfers
39	691	Other Support Services Program		\$0								
40												
41	600	TOTAL SUPPORT SERVICES	\$1,003,498	\$982,673	\$503,082	\$183,665	\$142,455	\$153,471	\$0	\$0	\$0	\$0
42												
44	710	Child Nutrition Program		0								
45	720	Community Services Program	23,000.00	23,000			5,145.00	17,855.00				
46	730	Enterprise Operations		0								
47	740	Student Activity Program		0								
48												
49	700	TOTAL NON-INSTRUCTION	\$23,000	\$23,000	\$0	\$0	\$5,145	\$17,855	\$0	\$0	\$0	\$0
50												
51	810	Capital Assets - Student Occupied		0								
52	811	Capital Assets - NonStudent Occupied		0								
53												
54	800	TOTAL CAPITAL ASSET PROGRAMS	\$0	\$0	\$0	\$0	\$0	\$0	\$0	\$0	\$0	\$0
55												
56	911	Debt Services Program - Principal		0								
57	912	Debt Services Program - Interest		0								
58	913	Debt Services Program - Refunded Debt		0								
59	920	Transfers Out		0								
60												
61	900	TOTAL OTHER SERVICES	\$0	\$0	\$0	\$0	\$0	\$0	\$0	\$0	\$0	\$0
62												
63		TOTAL EXPENDITURES										
64		(Lines 14+41+48+53+60)	\$2,581,217	\$2,601,559	\$1,449,760	\$595,926	\$259,464	\$296,409	\$0	\$0	\$0	\$0
65												
66												
67												
68												
69		TOTAL APPROPRIATION	\$2,581,217	\$2,601,559								
70		(Line 63 + line 66)										
71												
72												
73		<b>BUDGET SUMMARY</b>										
74												
75		Beginning Fund Balance	0	0								
76		Revenues + Transfers In	2,765,321	2,739,200								
77		TOTAL REVENUE (lines 74 + 75)	2,765,321	2,739,200								
78												
79		Total Appropriation	2,581,217	2,601,559								
80		Unappropriated Balance	184,104	137,641								
81		TOTAL APPROPRIATION (lines 78 + 79)	\$2,765,321	\$2,739,200								

**BUDGET SUMMARY:**

The total on line 77 must equal the total on line 81.

**TWIN FALLS SCHOOL DISTRICT #411  
AMENDED BUDGET 2022-2023**

48

S.D.E.

**BUDGET  
REVENUES**

July 1, 2022 - June 30, 2023

ESSER I, CARES Act  
FUND NO: 252

NOTE: Round each entry to the nearest dollar amount.

Line	Code	REVENUES Item	Prior Year Budget	Proposed Budget		Line	Code	REVENUES Item	Prior Year Budget	Proposed Budget	
				Line Amounts	Totals					Line Amounts	Totals
1	320000	Estimated Fund Balance, July 1		*****		40	429000	Other County			
2						41	420000	TOTAL COUNTY	0.00	*****	0.00
3	411100	Taxes - General M & O				42					
4	411200	Taxes - Supplemental				43	431100	Base Support Program			
5	411300	Taxes - Emergency				44	431200	Transportation Support			
6	411400	Taxes - Tort				45	431400	Exceptional Child/SED Support			
7	411500	Taxes - Cooperative				46	431500	Border Tuition Support			
8	411600	Taxes - Tuition				47	431600	Tuition Equivalency			
9	411700	Taxes - Migrant				48	431800	Benefit Apportionment			
10	411900	Taxes - Other				49	431900	Other State Support			
11	412100	Taxes - Plant Facility				50	432100	Driver Education Program			
12	412500	Taxes - Bond & Interest				51	432400	Professional Technical Program			
13		TOTAL TAXES	0.00	*****	0.00	52	437000	Lottery/Additional State Maintenance			
14	413000	Penalty: Delinquent Taxes				53	438000	Revenue in Lieu of/Tax Replacement			
15						54	439000	Other State Revenue			
16	414100	Tuition From Individuals				55	430000	TOTAL STATE	0.00	*****	0.00
17	414200	Tuition From Districts in Idaho				56					
18	414300	Tuition From Out of State Districts				57					
19						58	442000	Indirect Unrestricted Federal			
20	415000	Earnings on Investments				59	443000	Direct Restricted Federal			
21						60	445100	Title I - ESEA			
22	416100	School Food Service				61	445200	Title VI, ESEA - Innovative Practices Program			
23	416200	Meal Sales: Non-reimbur.				62	445300	Perkins III - Vocational Technical Act			
24	416900	Other Food Sales				63	445400	Adult Education			
25						64	445500	Child Nutrition Reimbursement			
26	417100	Admissions/Activities				65	445600	IDEA Part B (School Age & Preschool)			
27	417200	Bookstore Sales				66	445900	Other Indirect Federal Programs		5,769.00	
28	417300	Clubs, Org. Dues, Etc.				67	448200	Impact Aid - P.L. 874			
29	417400	School Fees & Charges				68	440000	TOTAL FEDERAL	0.00	*****	5,769.00
30	417900	Other Student Revenues				69					
31						70	451000	Proceeds: Bonds, Capital Leases, et. al.			
32	418100	Community Service				71	453000	Sale of Fixed Assets			
33						72	450000	TOTAL OTHER	0.00	*****	0.00
34	419100	Rentals				73					
35	419200	Contributions/Donations				74		TOTAL REVENUES	0.00	*****	5,769.00
36	419300	Transportation Fees				75					
37	419900	Other Local				76	460000	TRANSFERS IN			0.00
38		TOTAL OTHER LOCAL	0.00	*****	0.00	77					
39	410000	TOTAL LOCAL (Line 13 + 38)	0.00	*****	0.00		400000	TOTAL BALANCE + REVENUES + TRANSFERS (Lines 1 + 74 + 76)	\$0.00	*****	\$5,769.00

## 49

## BUDGET EXPENDITURES

252

NOTE: Round each entry to the nearest dollar amount.

R:\Finance\Annual Budget\Amended 2022-2023\[2023-Amended Budget.xlsm]252 E1

**TWIN FALLS SCHOOL DISTRICT #411  
AMENDED BUDGET 2022-2023**

50

S.D.E.

**BUDGET  
EXPENDITURES**  
July 1, 2022 - June 30, 2023

ESSER I, CARES Act  
FUND NO: 252

NOTE: Round each entry to the nearest dollar amount.

Line	Code	EXPENDITURES Functions/Programs	Prior Year Budget	Proposed Budget	100 Salaries	200 Benefits	300 Purchased Services	400 Supplies Materials	500 Capital Objects	600 Debt Retirement	700 Insurance- Judgment	800 Transfers
39	691	Other Support Services Program		\$0.00								
40												
41	600	TOTAL SUPPORT SERVICES	\$0.00	\$5,769.00	\$0.00	\$0.00	\$5,407.00	\$362.00	\$0.00	\$0.00	\$0.00	\$0.00
42												
44	710	Child Nutrition Program		0.00								
45	720	Community Services Program		0.00								
46	730	Enterprise Operations		0.00								
47	740	Student Activity Program		0.00								
48												
49	700	TOTAL NON-INSTRUCTION	\$0.00	\$0.00	\$0.00	\$0.00	\$0.00	\$0.00	\$0.00	\$0.00	\$0.00	\$0.00
50												
51	810	Capital Assets - Student Occupied		0.00								
52	811	Capital Assets - NonStudent Occupied		0.00								
53												
54	800	TOTAL CAPITAL ASSET PROGRAMS	\$0.00	\$0.00	\$0.00	\$0.00	\$0.00	\$0.00	\$0.00	\$0.00	\$0.00	\$0.00
55												
56	911	Debt Services Program - Principal		0.00								
57	912	Debt Services Program - Interest		0.00								
58	913	Debt Services Program - Refunded Debt		0.00								
59	920	Transfers Out		0.00								
60												
61	900	TOTAL OTHER SERVICES	\$0.00	\$0.00	\$0.00	\$0.00	\$0.00	\$0.00	\$0.00	\$0.00	\$0.00	\$0.00
62												
63		TOTAL EXPENDITURES										
64		(Lines 14+41+48+53+60)	\$0.00	\$5,769.00	\$0.00	\$0.00	\$5,407.00	\$362.00	\$0.00	\$0.00	\$0.00	\$0.00
65												
66												
67												
68												
69		TOTAL APPROPRIATION	\$0.00	\$5,769.00								
70		(Line 63 + line 66)										
71												
72												
73		<b>BUDGET SUMMARY</b>										
74												
75		Beginning Fund Balance	0.00	0.00								
76		Revenues + Transfers In	0.00	5,769.00								
77		TOTAL REVENUE (lines 74 + 75)	0.00	5,769.00								
78												
79		Total Appropriation	0.00	5,769.00								
80		Unappropriated Balance	0.00	0.00								
81		TOTAL APPROPRIATION (lines 78 + 79)	\$0.00	\$5,769.00								

**BUDGET SUMMARY:**

The total on line 77 must equal the total on line 81.

**TWIN FALLS SCHOOL DISTRICT #411  
AMENDED BUDGET 2022-2023**

51

S.D.E.

**BUDGET  
REVENUES**

July 1, 2022 - June 30, 2023

TITLE I-C, ESSA - EDUCATION OF MIGRATORY CHILDREN

FUND NO: 253

NOTE: Round each entry to the nearest dollar amount.

Line	Code	REVENUES Item	Prior Year Budget	Proposed Line Amounts	Budget Totals	Line	Code	REVENUES Item	Prior Year Budget	Proposed Line Amounts	Budget Totals
1	320000	Estimated Fund Balance, July 1		*****		40	429000	Other County			
2						41	420000	TOTAL COUNTY	0.00	*****	0.00
3	411100	Taxes - General M & O				42					
4	411200	Taxes - Supplemental				43	431100	Base Support Program			
5	411300	Taxes - Emergency				44	431200	Transportation Support			
6	411400	Taxes - Tort				45	431400	Exceptional Child/SED Support			
7	411500	Taxes - Cooperative				46	431500	Border Tuition Support			
8	411600	Taxes - Tuition				47	431600	Tuition Equivalency			
9	411700	Taxes - Migrant				48	431800	Benefit Apportionment			
10	411900	Taxes - Other				49	431900	Other State Support			
11	412100	Taxes - Plant Facility				50	432100	Driver Education Program			
12	412500	Taxes - Bond & Interest				51	432400	Professional Technical Program			
13		TOTAL TAXES	0.00	*****	0.00	52	437000	Lottery/Additional State Maintenance			
14	413000	Penalty: Delinquent Taxes				53	438000	Revenue in Lieu of/Tax Replacement			
15						54	439000	Other State Revenue			
16	414100	Tuition From Individuals				55	430000	TOTAL STATE	0.00	*****	0.00
17	414200	Tuition From Districts in Idaho				56					
18	414300	Tuition From Out of State Districts				57					
19						58	442000	Indirect Unrestricted Federal			
20	415000	Earnings on Investments				59	443000	Direct Restricted Federal			
21						60	445100	Title I - ESEA	399,737.00	482,490.00	
22	416100	School Food Service				61	445200	Title VI, ESEA - Innovative Practices Program			
23	416200	Meal Sales: Non-reimbur.				62	445300	Perkins III - Vocational Technical Act			
24	416900	Other Food Sales				63	445400	Adult Education			
25						64	445500	Child Nutrition Reimbursement			
26	417100	Admissions/Activities				65	445600	IDEA Part B (School Age & Preschool)			
27	417200	Bookstore Sales				66	445900	Other Indirect Federal Programs			
28	417300	Clubs, Org. Dues, Etc.				67	448200	Impact Aid - P.L. 874			
29	417400	School Fees & Charges				68	440000	TOTAL FEDERAL	399,737.00	*****	482,490.00
30	417900	Other Student Revenues				69					
31						70	451000	Proceeds: Bonds, Capital Leases, et. al.			
32	418100	Community Service				71	453000	Sale of Fixed Assets			
33						72	450000	TOTAL OTHER	0.00	*****	0.00
34	419100	Rentals				73					
35	419200	Contributions/Donations				74		TOTAL REVENUES	399,737.00	*****	482,490.00
36	419300	Transportation Fees				75					
37	419900	Other Local				76	460000	TRANSFERS IN			0.00
38		TOTAL OTHER LOCAL	0.00	*****	0.00	77					
39	410000	TOTAL LOCAL (Line 13 + 38)	0.00	*****	0.00		400000	TOTAL BALANCE + REVENUES + TRANSFERS (Lines 1 + 74 + 76)	\$399,737.00	*****	\$482,490.00



**TWIN FALLS SCHOOL DISTRICT #411  
AMENDED BUDGET 2022-2023**

52

S.D.E.

**BUDGET  
EXPENDITURES**

TITLE I-C, ESSA - EDUCATION OF MIGRATORY CHILDREN

July 1, 2022 - June 30, 2023

FUND NO: 253

NOTE: Round each entry to the nearest dollar amount.

Line	Code	EXPENDITURES Functions/Programs	Prior Year Budget	Proposed Budget	100 Salaries	200 Benefits	300 Purchased Services	400 Supplies Materials	500 Capital Objects	600 Debt Retirement	700 Insurance- Judgment	800 Transfers
1	512	Elementary School Program	\$30,580	\$44,766	\$19,000	\$25,766						
2	515	Secondary School Program	18,352	\$40,188	21,741	18,447						
3	517	Alternative School Program		\$0								
4	519	Vocational-Technical Program		\$0								
5	521	Special Education Program		\$0								
6	522	Special Education Preschool Program		\$0								
7	524	Gifted & Talented Program		\$0								
8	531	Interscholastic Program		\$0								
9	532	School Activity Program		\$0								
10	541	Summer School Program	120,379	\$110,000	72,000	38,000						
11	542	Adult School Program		\$0								
12	546	Detention Center Program		\$0								
13												
14	500	TOTAL INSTRUCTION	\$169,311	\$194,954	\$112,741	\$82,213	\$0	\$0	\$0	\$0	\$0	\$0
15												
16	611	Attendance-Guidance-Health Program	105,237	\$125,270	56,000	49,008	19,002	1,260				
17	616	Special Education Support Services Prog		\$0								
18												
19	621	Instruction Improvement Program	1,550	\$129,444				129,444				
20	622	Educational Media Program		\$0								
21	623	Instruction-Related Technology Program		\$0								
22	631	Board of Education Program		\$0								
23	632	District Administration Program		\$0								
24												
25	641	School Administration Program	10,850	\$15,500	8,500	7,000						
26												
27	651	Business Operation Program		\$0								
28	655	Central Service Program		\$0								
29	656	Administrative Technology Services Prog		\$0								
30	661	Buildings-Care Program (Custodial)	300	\$240			240					
31	663	Maintenance - Non Student Occupied		\$0								
32	664	Maintenance - Student Occupied Bldgs		\$0								
33	665	Maintenance - Grounds		\$0								
34	667	Security Program		\$0								
35												
36	681	Pupil - To School Trans. Program		\$0								
37	682	Pupil - Activity Trans. Program	6,500	\$17,082			17,082					
38	683	General Transportation Program		\$0								
		Subtotal (carried over to page b)	124,437	287,536	64,500	56,008	36,324	130,704	0	0	0	0

**TWIN FALLS SCHOOL DISTRICT #411  
AMENDED BUDGET 2022-2023**

53

S.D.E.

**BUDGET  
EXPENDITURES**

July 1, 2022 - June 30, 2023

TITLE I-C, ESSA - EDUCATION OF MIGRATORY CHILDREN

FUND NO: 253

NOTE: Round each entry to the nearest dollar amount.

Line	Code	EXPENDITURES Functions/Programs	Prior Year Budget	Proposed Budget	100 Salaries	200 Benefits	300 Purchased Services	400 Supplies Materials	500 Capital Objects	600 Debt Retirement	700 Insurance- Judgment	800 Transfers
39	691	Other Support Services Program		\$0.00								
40												
41	600	TOTAL SUPPORT SERVICES	\$124,437.00	\$287,536.00	\$64,500.00	\$56,008.00	\$36,324.00	\$130,704.00	\$0.00	\$0.00	\$0.00	\$0.00
42												
44	710	Child Nutrition Program		0.00								
45	720	Community Services Program		0.00								
46	730	Enterprise Operations		0.00								
47	740	Student Activity Program		0.00								
48												
49	700	TOTAL NON-INSTRUCTION	\$0.00	\$0.00	\$0.00	\$0.00	\$0.00	\$0.00	\$0.00	\$0.00	\$0.00	\$0.00
50												
51	810	Capital Assets - Student Occupied		0.00								
52	811	Capital Assets - NonStudent Occupied		0.00								
53												
54	800	TOTAL CAPITAL ASSET PROGRAMS	\$0.00	\$0.00	\$0.00	\$0.00	\$0.00	\$0.00	\$0.00	\$0.00	\$0.00	\$0.00
55												
56	911	Debt Services Program - Principal		0.00								
57	912	Debt Services Program - Interest		0.00								
58	913	Debt Services Program - Refunded Debt		0.00								
59	920	Transfers Out		0.00								
60												
61	900	TOTAL OTHER SERVICES	\$0.00	\$0.00	\$0.00	\$0.00	\$0.00	\$0.00	\$0.00	\$0.00	\$0.00	\$0.00
62												
63		TOTAL EXPENDITURES										
64		(Lines 14+41+48+53+60)	\$293,748.00	\$482,490.00	\$177,241.00	\$138,221.00	\$36,324.00	\$130,704.00	\$0.00	\$0.00	\$0.00	\$0.00
65												
66												
67												
68												
69		TOTAL APPROPRIATION	\$293,748.00	\$482,490.00								
70		(Line 63 + line 66)										
71												
72												
73		<b>BUDGET SUMMARY</b>										
74												
75		Beginning Fund Balance	0.00	0.00								
76		Revenues + Transfers In	399,737.00	482,490.00								
77		TOTAL REVENUE (lines 74 + 75)	399,737.00	482,490.00								
78												
79		Total Appropriation	293,748.00	482,490.00								
80		Unappropriated Balance	105,989.00	0.00								
81		TOTAL APPROPRIATION (lines 78 + 79)	\$399,737.00	\$482,490.00								

**BUDGET SUMMARY:**

The total on line 77 must equal the total on line 81.

**TWIN FALLS SCHOOL DISTRICT #411  
AMENDED BUDGET 2022-2023**

54

S.D.E.

**BUDGET  
REVENUES**

July 1, 2022 - June 30, 2023

ESSER II, CRRSA Act  
FUND NO: 254

NOTE: Round each entry to the nearest dollar amount.

Line	Code	REVENUES Item	Prior Year Budget	Proposed Line Amounts	Budget Totals	Line	Code	REVENUES Item	Prior Year Budget	Proposed Line Amounts	Budget Totals
1	320000	Estimated Fund Balance, July 1		*****		40	429000	Other County			
2						41	420000	TOTAL COUNTY	0	*****	0
3	411100	Taxes - General M & O				42					
4	411200	Taxes - Supplemental				43	431100	Base Support Program			
5	411300	Taxes - Emergency				44	431200	Transportation Support			
6	411400	Taxes - Tort				45	431400	Exceptional Child/SED Support			
7	411500	Taxes - Cooperative				46	431500	Border Tuition Support			
8	411600	Taxes - Tuition				47	431600	Tuition Equivalency			
9	411700	Taxes - Migrant				48	431800	Benefit Apportionment			
10	411900	Taxes - Other				49	431900	Other State Support			
11	412100	Taxes - Plant Facility				50	432100	Driver Education Program			
12	412500	Taxes - Bond & Interest				51	432400	Professional Technical Program			
13		TOTAL TAXES	0	*****	0	52	437000	Lottery/Additional State Maintenance			
14	413000	Penalty: Delinquent Taxes				53	438000	Revenue in Lieu of/Tax Replacement			
15						54	439000	Other State Revenue			
16	414100	Tuition From Individuals				55	430000	TOTAL STATE	0	*****	0
17	414200	Tuition From Districts in Idaho				56					
18	414300	Tuition From Out of State Districts				57					
19						58	442000	Indirect Unrestricted Federal			
20	415000	Earnings on Investments				59	443000	Direct Restricted Federal			
21						60	445100	Title I - ESEA			
22	416100	School Food Service				61	445200	Title VI, ESEA - Innovative Practices Program			
23	416200	Meal Sales: Non-reimbur.				62	445300	Perkins III - Vocational Technical Act			
24	416900	Other Food Sales				63	445400	Adult Education			
25						64	445500	Child Nutrition Reimbursement			
26	417100	Admissions/Activities				65	445600	IDEA Part B (School Age & Preschool)			
27	417200	Bookstore Sales				66	445900	Other Indirect Federal Programs	6,146,619	311,155	
28	417300	Clubs, Org. Dues, Etc.				67	448200	Impact Aid - P.L. 874			
29	417400	School Fees & Charges				68	440000	TOTAL FEDERAL	6,146,619	*****	311,155
30	417900	Other Student Revenues				69					
31						70	451000	Proceeds: Bonds, Capital Leases, et. al.			
32	418100	Community Service				71	453000	Sale of Fixed Assets			
33						72	450000	TOTAL OTHER	0	*****	0
34	419100	Rentals				73					
35	419200	Contributions/Donations				74		TOTAL REVENUES	6,146,619	*****	311,155
36	419300	Transportation Fees				75					
37	419900	Other Local				76	460000	TRANSFERS IN			0
38		TOTAL OTHER LOCAL	0	*****	0	77					
39	410000	TOTAL LOCAL (Line 13 + 38)	0	*****	0		400000	TOTAL BALANCE + REVENUES + TRANSFERS (Lines 1 + 74 + 76)	\$6,146,619	*****	\$311,155

**TWIN FALLS SCHOOL DISTRICT #411  
AMENDED BUDGET 2022-2023**

55

S.D.E.

**BUDGET  
EXPENDITURES**

July 1, 2022 - June 30, 2023

ESSER II, CRRSA Act  
FUND NO: 254

NOTE: Round each entry to the nearest dollar amount.

		EXPENDITURES	Prior Year	Proposed	100	200	300	400	500	600	700	800
Line	Code	Functions/Programs	Budget	Budget	Salaries	Benefits	Purchased Services	Supplies Materials	Capital Objects	Debt Retirement	Insurance-Judgment	Transfers
1	512	Elementary School Program	\$37,000	\$0								
2	515	Secondary School Program	37,000	\$1,721			1,721					
3	517	Alternative School Program		\$0								
4	519	Vocational-Technical Program		\$0								
5	521	Special Education Program	15,000	\$0								
6	522	Special Education Preschool Program	2,000	\$0								
7	524	Gifted & Talented Program		\$0								
8	531	Interscholastic Program		\$0								
9	532	School Activity Program		\$0								
10	541	Summer School Program		\$0								
11	542	Adult School Program		\$0								
12	546	Detention Center Program		\$332			332					
13												
14	500	TOTAL INSTRUCTION	\$91,000	\$2,053	\$0	\$0	\$2,053	\$0	\$0	\$0	\$0	\$0
15												
16	611	Attendance-Guidance-Health Program	677,712	\$186,941			186,941					
17	616	Special Education Support Services Prog	1,600	\$0								
18												
19	621	Instruction Improvement Program	1,997,423	\$119,119			62,467	56,652				
20	622	Educational Media Program	2,000	\$0								
21	623	Instruction-Related Technology Program		\$0								
22	631	Board of Education Program		\$0								
23	632	District Administration Program	4,000	\$0								
24												
25	641	School Administration Program	9,000	\$0								
26												
27	651	Business Operation Program	112,300	\$0								
28	655	Central Service Program		\$0								
29	656	Administrative Technology Services Prog		\$0								
30	661	Buildings-Care Program (Custodial)	2,447,835	\$3,042			3,042					
31	663	Maintenance - Non Student Occupied	199,224	\$0								
32	664	Maintenance - Student Occupied Bldgs	415,475	\$0								
33	665	Maintenance - Grounds		\$0								
34	667	Security Program		\$0								
35												
36	681	Pupil - To School Trans. Program		\$0								
37	682	Pupil - Activity Trans. Program	130,000	\$0								
38	683	General Transportation Program		\$0								
R:\Finance\Annual Budget\Amended 2022-2023\2023-Amended Budget.xlsx\254 E1												
		Subtotal (carried over to page b)	5,996,569	309,102	0	0	252,450	56,652	0	0	0	0

**TWIN FALLS SCHOOL DISTRICT #411  
AMENDED BUDGET 2022-2023**

56

S.D.E.

**BUDGET  
EXPENDITURES**  
July 1, 2022 - June 30, 2023

ESSER II, CRRSA Act  
FUND NO: 254

NOTE: Round each entry to the nearest dollar amount.

Line	Code	EXPENDITURES Functions/Programs	Prior Year Budget	Proposed Budget	100 Salaries	200 Benefits	300 Purchased Services	400 Supplies Materials	500 Capital Objects	600 Debt Retirement	700 Insurance- Judgment	800 Transfers
39	691	Other Support Services Program		\$0								
40												
41	600	TOTAL SUPPORT SERVICES	\$5,996,569	\$309,102	\$0	\$0	\$252,450	\$56,652	\$0	\$0	\$0	\$0
42												
44	710	Child Nutrition Program	6,050	0								
45	720	Community Services Program	53,000	0								
46	730	Enterprise Operations		0								
47	740	Student Activity Program		0								
48												
49	700	TOTAL NON-INSTRUCTION	\$59,050	\$0	\$0	\$0	\$0	\$0	\$0	\$0	\$0	\$0
50												
51	810	Capital Assets - Student Occupied		0								
52	811	Capital Assets - NonStudent Occupied		0								
53												
54	800	TOTAL CAPITAL ASSET PROGRAMS	\$0	\$0	\$0	\$0	\$0	\$0	\$0	\$0	\$0	\$0
55												
56	911	Debt Services Program - Principal		0								
57	912	Debt Services Program - Interest		0								
58	913	Debt Services Program - Refunded Debt		0								
59	920	Transfers Out		0								
60												
61	900	TOTAL OTHER SERVICES	\$0	\$0	\$0	\$0	\$0	\$0	\$0	\$0	\$0	\$0
62												
63		TOTAL EXPENDITURES										
64		(Lines 14+41+48+53+60)	\$6,146,619	\$311,155	\$0	\$0	\$254,503	\$56,652	\$0	\$0	\$0	\$0
65												
66												
67												
68												
69		TOTAL APPROPRIATION	\$6,146,619	\$311,155								
70		(Line 63 + line 66)										
71												
72												
73		<b>BUDGET SUMMARY</b>										
74												
75		Beginning Fund Balance	0	0								
76		Revenues + Transfers In	6,146,619	311,155								
77		TOTAL REVENUE (lines 74 + 75)	6,146,619	311,155								
78												
79		Total Appropriation	6,146,619	311,155								
80		Unappropriated Balance	0	0								
81		TOTAL APPROPRIATION (lines 78 + 79)	\$6,146,619	\$311,155								

**BUDGET SUMMARY:**

The total on line 77 must equal the total on line 81.

**TWIN FALLS SCHOOL DISTRICT #411  
AMENDED BUDGET 2022-2023**

57

S.D.E.

**BUDGET  
REVENUES**

July 1, 2022 - June 30, 2023

TITLE I-D, ESSA - NEGLECTED & DELINQUENT CHILDREN

FUND NO: 255

NOTE: Round each entry to the nearest dollar amount.

Line	Code	REVENUES Item	Prior Year Budget	Proposed Budget		Line	Code	REVENUES Item	Prior Year Budget	Proposed Budget	
				Line Amounts	Totals					Line Amounts	Totals
1	320000	Estimated Fund Balance, July 1		*****		40	429000	Other County			
2						41	420000	TOTAL COUNTY	0.00	*****	0.00
3	411100	Taxes - General M & O				42					
4	411200	Taxes - Supplemental				43	431100	Base Support Program			
5	411300	Taxes - Emergency				44	431200	Transportation Support			
6	411400	Taxes - Tort				45	431400	Exceptional Child/SED Support			
7	411500	Taxes - Cooperative				46	431500	Border Tuition Support			
8	411600	Taxes - Tuition				47	431600	Tuition Equivalency			
9	411700	Taxes - Migrant				48	431800	Benefit Apportionment			
10	411900	Taxes - Other				49	431900	Other State Support			
11	412100	Taxes - Plant Facility				50	432100	Driver Education Program			
12	412500	Taxes - Bond & Interest				51	432400	Professional Technical Program			
13		TOTAL TAXES	0.00	*****	0.00	52	437000	Lottery/Additional State Maintenance			
14	413000	Penalty: Delinquent Taxes				53	438000	Revenue in Lieu of/Tax Replacement			
15						54	439000	Other State Revenue			
16	414100	Tuition From Individuals				55	430000	TOTAL STATE	0.00	*****	0.00
17	414200	Tuition From Districts in Idaho				56					
18	414300	Tuition From Out of State Districts				57					
19						58	442000	Indirect Unrestricted Federal			
20	415000	Earnings on Investments				59	443000	Direct Restricted Federal			
21						60	445100	Title I - ESEA	50,961.00	90,272.00	
22	416100	School Food Service				61	445200	Title VI, ESEA - Innovative Practices Program			
23	416200	Meal Sales: Non-reimbur.				62	445300	Perkins III - Vocational Technical Act			
24	416900	Other Food Sales				63	445400	Adult Education			
25						64	445500	Child Nutrition Reimbursement			
26	417100	Admissions/Activities				65	445600	IDEA Part B (School Age & Preschool)			
27	417200	Bookstore Sales				66	445900	Other Indirect Federal Programs			
28	417300	Clubs, Org. Dues, Etc.				67	448200	Impact Aid - P.L. 874			
29	417400	School Fees & Charges				68	440000	TOTAL FEDERAL	50,961.00	*****	90,272.00
30	417900	Other Student Revenues				69					
31						70	451000	Proceeds: Bonds, Capital Leases, et. al.			
32	418100	Community Service				71	453000	Sale of Fixed Assets			
33						72	450000	TOTAL OTHER	0.00	*****	0.00
34	419100	Rentals				73					
35	419200	Contributions/Donations				74		TOTAL REVENUES	50,961.00	*****	90,272.00
36	419300	Transportation Fees				75					
37	419900	Other Local				76	460000	TRANSFERS IN			0.00
38		TOTAL OTHER LOCAL	0.00	*****	0.00	77					
39	410000	TOTAL LOCAL (Line 13 + 38)	0.00	*****	0.00		400000	TOTAL BALANCE + REVENUES + TRANSFERS (Lines 1 + 74 + 76)	\$50,961.00	*****	\$90,272.00

**TWIN FALLS SCHOOL DISTRICT #411  
AMENDED BUDGET 2022-2023**

58

S.D.E.

**BUDGET  
EXPENDITURES**

**TITLE I-D, ESSA - NEGLECTED & DELINQUENT CHILDREN**

July 1, 2022 - June 30, 2023

**FUND NO: 255**

NOTE: Round each entry to the nearest dollar amount.

Line	Code	EXPENDITURES Functions/Programs	Prior Year Budget	Proposed Budget	100 Salaries	200 Benefits	300 Purchased Services	400 Supplies Materials	500 Capital Objects	600 Debt Retirement	700 Insurance- Judgment	800 Transfers
1	512	Elementary School Program		\$0								
2	515	Secondary School Program		\$0								
3	517	Alternative School Program		\$0								
4	519	Vocational-Technical Program		\$0								
5	521	Special Education Program		\$0								
6	522	Special Education Preschool Program		\$0								
7	524	Gifted & Talented Program		\$0								
8	531	Interscholastic Program		\$0								
9	532	School Activity Program		\$0								
10	541	Summer School Program		\$0								
11	542	Adult School Program		\$0								
12	546	Detention Center Program	7,350	\$28,500	15,000	13,500						
13												
14	500	TOTAL INSTRUCTION	\$7,350	\$28,500	\$15,000	\$13,500	\$0	\$0	\$0	\$0	\$0	\$0
15												
16	611	Attendance-Guidance-Health Program	43,611	\$61,772	43,644	18,128						
17	616	Special Education Support Services Prog		\$0								
18												
19	621	Instruction Improvement Program		\$0								
20	622	Educational Media Program		\$0								
21	623	Instruction-Related Technology Program		\$0								
22	631	Board of Education Program		\$0								
23	632	District Administration Program		\$0								
24												
25	641	School Administration Program		\$0								
26												
27	651	Business Operation Program		\$0								
28	655	Central Service Program		\$0								
29	656	Administrative Technology Services Prog		\$0								
30	661	Buildings-Care Program (Custodial)		\$0								
31	663	Maintenance - Non Student Occupied		\$0								
32	664	Maintenance - Student Occupied Bldgs		\$0								
33	665	Maintenance - Grounds		\$0								
34	667	Security Program		\$0								
35												
36	681	Pupil - To School Trans. Program		\$0								
37	682	Pupil - Activity Trans. Program		\$0								
38	683	General Transportation Program		\$0								
		Subtotal (carried over to page b)	43,611	61,772	43,644	18,128	0	0	0	0	0	0

**TWIN FALLS SCHOOL DISTRICT #411  
AMENDED BUDGET 2022-2023**

59

S.D.E.

**BUDGET  
EXPENDITURES**

July 1, 2022 - June 30, 2023

TITLE I-D, ESSA - NEGLECTED & DELINQUENT CHILDREN

FUND NO: 255

NOTE: Round each entry to the nearest dollar amount.

Line	Code	EXPENDITURES Functions/Programs	Prior Year Budget	Proposed Budget	100 Salaries	200 Benefits	300 Purchased Services	400 Supplies Materials	500 Capital Objects	600 Debt Retirement	700 Insurance- Judgment	800 Transfers
39	691	Other Support Services Program		\$0.00								
40												
41	600	TOTAL SUPPORT SERVICES	\$43,611.00	\$61,772.00	\$43,644.00	\$18,128.00	\$0.00	\$0.00	\$0.00	\$0.00	\$0.00	\$0.00
42												
44	710	Child Nutrition Program		0.00								
45	720	Community Services Program		0.00								
46	730	Enterprise Operations		0.00								
47	740	Student Activity Program		0.00								
48												
49	700	TOTAL NON-INSTRUCTION	\$0.00	\$0.00	\$0.00	\$0.00	\$0.00	\$0.00	\$0.00	\$0.00	\$0.00	\$0.00
50												
51	810	Capital Assets - Student Occupied		0.00								
52	811	Capital Assets - NonStudent Occupied		0.00								
53												
54	800	TOTAL CAPITAL ASSET PROGRAMS	\$0.00	\$0.00	\$0.00	\$0.00	\$0.00	\$0.00	\$0.00	\$0.00	\$0.00	\$0.00
55												
56	911	Debt Services Program - Principal		0.00								
57	912	Debt Services Program - Interest		0.00								
58	913	Debt Services Program - Refunded Debt		0.00								
59	920	Transfers Out		0.00								
60												
61	900	TOTAL OTHER SERVICES	\$0.00	\$0.00	\$0.00	\$0.00	\$0.00	\$0.00	\$0.00	\$0.00	\$0.00	\$0.00
62												
63		TOTAL EXPENDITURES										
64		(Lines 14+41+48+53+60)	\$50,961.00	\$90,272.00	\$58,644.00	\$31,628.00	\$0.00	\$0.00	\$0.00	\$0.00	\$0.00	\$0.00
65												
66												
67												
68												
69		TOTAL APPROPRIATION	\$50,961.00	\$90,272.00								
70		(Line 63 + line 66)										
71												
72												
73		<b>BUDGET SUMMARY</b>										
74												
75		Beginning Fund Balance	0.00	0.00								
76		Revenues + Transfers In	50,961.00	90,272.00								
77		TOTAL REVENUE (lines 74 + 75)	50,961.00	90,272.00								
78												
79		Total Appropriation	50,961.00	90,272.00								
80		Unappropriated Balance	0.00	0.00								
81		TOTAL APPROPRIATION (lines 78 + 79)	\$50,961.00	\$90,272.00								

**BUDGET SUMMARY:**

The total on line 77 must equal the total on line 81.



**TWIN FALLS SCHOOL DISTRICT #411  
AMENDED BUDGET 2022-2023**

60

S.D.E.

**BUDGET  
REVENUES**

July 1, 2022 - June 30, 2023

IDEA Part B (611 SCHOOL AGE 3-21)

FUND NO: 257

NOTE: Round each entry to the nearest dollar amount.

Line	Code	REVENUES Item	Prior Year Budget	Proposed Budget		Line	Code	REVENUES Item	Prior Year Budget	Proposed Budget	
				Line Amounts	Totals					Line Amounts	Totals
1	320000	Estimated Fund Balance, July 1		*****		40	429000	Other County			
2						41	420000	TOTAL COUNTY	0	*****	0
3	411100	Taxes - General M & O				42					
4	411200	Taxes - Supplemental				43	431100	Base Support Program			
5	411300	Taxes - Emergency				44	431200	Transportation Support			
6	411400	Taxes - Tort				45	431400	Exceptional Child/SED Support			
7	411500	Taxes - Cooperative				46	431500	Border Tuition Support			
8	411600	Taxes - Tuition				47	431600	Tuition Equivalency			
9	411700	Taxes - Migrant				48	431800	Benefit Apportionment			
10	411900	Taxes - Other				49	431900	Other State Support			
11	412100	Taxes - Plant Facility				50	432100	Driver Education Program			
12	412500	Taxes - Bond & Interest				51	432400	Professional Technical Program			
13		TOTAL TAXES	0	*****	0	52	437000	Lottery/Additional State Maintenance			
14	413000	Penalty: Delinquent Taxes				53	438000	Revenue in Lieu of/Tax Replacement			
15						54	439000	Other State Revenue			
16	414100	Tuition From Individuals				55	430000	TOTAL STATE	0	*****	0
17	414200	Tuition From Districts in Idaho				56					
18	414300	Tuition From Out of State Districts				57					
19						58	442000	Indirect Unrestricted Federal			
20	415000	Earnings on Investments				59	443000	Direct Restricted Federal			
21						60	445100	Title I - ESEA			
22	416100	School Food Service				61	445200	Title VI, ESEA - Innovative Practices Program			
23	416200	Meal Sales: Non-reimbur.				62	445300	Perkins III - Vocational Technical Act			
24	416900	Other Food Sales				63	445400	Adult Education			
25						64	445500	Child Nutrition Reimbursement			
26	417100	Admissions/Activities				65	445600	IDEA Part B (School Age & Preschool)	2,308,952	2,481,752	
27	417200	Bookstore Sales				66	445900	Other Indirect Federal Programs			
28	417300	Clubs, Org. Dues, Etc.				67	448200	Impact Aid - P.L. 874			
29	417400	School Fees & Charges				68	440000	TOTAL FEDERAL	2,308,952	*****	2,481,752
30	417900	Other Student Revenues				69					
31						70	451000	Proceeds: Bonds, Capital Leases, et. al.			
32	418100	Community Service				71	453000	Sale of Fixed Assets			
33						72	450000	TOTAL OTHER	0	*****	0
34	419100	Rentals				73					
35	419200	Contributions/Donations				74		TOTAL REVENUES	2,308,952	*****	2,481,752
36	419300	Transportation Fees				75					
37	419900	Other Local				76	460000	TRANSFERS IN			0
38		TOTAL OTHER LOCAL	0	*****	0	77					
39	410000	TOTAL LOCAL (Line 13 + 38)	0	*****	0		400000	TOTAL BALANCE + REVENUES + TRANSFERS (Lines 1 + 74 + 76)	\$2,308,952	*****	\$2,481,752

## 61

## BUDGET EXPENDITURES

FUND NO: 257

**NOTE: Round each entry to the nearest dollar amount.**

R:\Finance\Annual Budget\Amended 2022-2023\[2023-Amended Budget.xlsm]257 E1

**TWIN FALLS SCHOOL DISTRICT #411  
AMENDED BUDGET 2022-2023**

62

S.D.E.

**BUDGET  
EXPENDITURES**

July 1, 2022 - June 30, 2023

IDEA Part B (611 SCHOOL AGE 3-21)

FUND NO: 257

NOTE: Round each entry to the nearest dollar amount.

Line	Code	EXPENDITURES Functions/Programs	Prior Year Budget	Proposed Budget	100 Salaries	200 Benefits	300 Purchased Services	400 Supplies Materials	500 Capital Objects	600 Debt Retirement	700 Insurance- Judgment	800 Transfers
39	691	Other Support Services Program		\$0								
40												
41	600	TOTAL SUPPORT SERVICES	\$801,062	\$804,945	\$530,000	\$263,320	\$10,635	\$990	\$0	\$0	\$0	\$0
42												
44	710	Child Nutrition Program		0								
45	720	Community Services Program		0								
46	730	Enterprise Operations		0								
47	740	Student Activity Program		0								
48												
49	700	TOTAL NON-INSTRUCTION	\$0	\$0	\$0	\$0	\$0	\$0	\$0	\$0	\$0	\$0
50												
51	810	Capital Assets - Student Occupied	27,196	0								
52	811	Capital Assets - NonStudent Occupied		0								
53												
54	800	TOTAL CAPITAL ASSET PROGRAMS	\$27,196	\$0	\$0	\$0	\$0	\$0	\$0	\$0	\$0	\$0
55												
56	911	Debt Services Program - Principal		0								
57	912	Debt Services Program - Interest		0								
58	913	Debt Services Program - Refunded Debt		0								
59	920	Transfers Out		0								
60												
61	900	TOTAL OTHER SERVICES	\$0	\$0	\$0	\$0	\$0	\$0	\$0	\$0	\$0	\$0
62												
63		TOTAL EXPENDITURES										
64		(Lines 14+41+48+53+60)	\$2,298,702	\$2,051,185	\$1,232,080	\$603,915	\$112,327	\$102,863	\$0	\$0	\$0	\$0
65												
66												
67												
68												
69		TOTAL APPROPRIATION	\$2,298,702	\$2,051,185								
70		(Line 63 + line 66)										
71												
72												
73		<b>BUDGET SUMMARY</b>										
74												
75		Beginning Fund Balance	0	0								
76		Revenues + Transfers In	2,308,952	2,481,752								
77		TOTAL REVENUE (lines 74 + 75)	2,308,952	2,481,752								
78												
79		Total Appropriation	2,298,702	2,051,185								
80		Unappropriated Balance	10,250	430,567								
81		TOTAL APPROPRIATION (lines 78 + 79)	\$2,308,952	\$2,481,752								

**BUDGET SUMMARY:**

The total on line 77 must equal the total on line 81.

**TWIN FALLS SCHOOL DISTRICT #411  
AMENDED BUDGET 2022-2023**

63

S.D.E.

**BUDGET  
REVENUES**

July 1, 2022 - June 30, 2023

IDEA Part B (619 PRE-SCHOOL AGE 3-5)

FUND NO: 258

NOTE: Round each entry to the nearest dollar amount.

Line	Code	REVENUES Item	Prior Year Budget	Proposed Budget		Line	Code	REVENUES Item	Prior Year Budget	Proposed Budget	
				Line Amounts	Totals					Line Amounts	Totals
1	320000	Estimated Fund Balance, July 1		*****		40	429000	Other County			
2						41	420000	TOTAL COUNTY	0.00	*****	0.00
3	411100	Taxes - General M & O				42					
4	411200	Taxes - Supplemental				43	431100	Base Support Program			
5	411300	Taxes - Emergency				44	431200	Transportation Support			
6	411400	Taxes - Tort				45	431400	Exceptional Child/SED Support			
7	411500	Taxes - Cooperative				46	431500	Border Tuition Support			
8	411600	Taxes - Tuition				47	431600	Tuition Equivalency			
9	411700	Taxes - Migrant				48	431800	Benefit Apportionment			
10	411900	Taxes - Other				49	431900	Other State Support			
11	412100	Taxes - Plant Facility				50	432100	Driver Education Program			
12	412500	Taxes - Bond & Interest				51	432400	Professional Technical Program			
13		TOTAL TAXES	0.00	*****	0.00	52	437000	Lottery/Additional State Maintenance			
14	413000	Penalty: Delinquent Taxes				53	438000	Revenue in Lieu of/Tax Replacement			
15						54	439000	Other State Revenue			
16	414100	Tuition From Individuals				55	430000	TOTAL STATE	0.00	*****	0.00
17	414200	Tuition From Districts in Idaho				56					
18	414300	Tuition From Out of State Districts				57					
19						58	442000	Indirect Unrestricted Federal			
20	415000	Earnings on Investments				59	443000	Direct Restricted Federal			
21						60	445100	Title I - ESEA			
22	416100	School Food Service				61	445200	Title VI, ESEA - Innovative Practices Program			
23	416200	Meal Sales: Non-reimbur.				62	445300	Perkins III - Vocational Technical Act			
24	416900	Other Food Sales				63	445400	Adult Education			
25						64	445500	Child Nutrition Reimbursement			
26	417100	Admissions/Activities				65	445600	IDEA Part B (School Age & Preschool)	77,375.00	98,806.00	
27	417200	Bookstore Sales				66	445900	Other Indirect Federal Programs			
28	417300	Clubs, Org. Dues, Etc.				67	448200	Impact Aid - P.L. 874			
29	417400	School Fees & Charges				68	440000	TOTAL FEDERAL	77,375.00	*****	98,806.00
30	417900	Other Student Revenues				69					
31						70	451000	Proceeds: Bonds, Capital Leases, et. al.			
32	418100	Community Service				71	453000	Sale of Fixed Assets			
33						72	450000	TOTAL OTHER	0.00	*****	0.00
34	419100	Rentals				73					
35	419200	Contributions/Donations				74		TOTAL REVENUES	77,375.00	*****	98,806.00
36	419300	Transportation Fees				75					
37	419900	Other Local				76	460000	TRANSFERS IN			0.00
38		TOTAL OTHER LOCAL	0.00	*****	0.00	77					
39	410000	TOTAL LOCAL (Line 13 + 38)	0.00	*****	0.00		400000	TOTAL BALANCE + REVENUES + TRANSFERS (Lines 1 + 74 + 76)	77,375.00	*****	98,806.00

**TWIN FALLS SCHOOL DISTRICT #411  
AMENDED BUDGET 2022-2023**

64

S.D.E.

**BUDGET  
EXPENDITURES**

IDEA Part B (619 PRE-SCHOOL AGE 3-5)

July 1, 2022 - June 30, 2023

FUND NO: 258

NOTE: Round each entry to the nearest dollar amount.

Line	Code	EXPENDITURES Functions/Programs	Prior Year Budget	Proposed Budget	100 Salaries	200 Benefits	300 Purchased Services	400 Supplies Materials	500 Capital Objects	600 Debt Retirement	700 Insurance- Judgment	800 Transfers
1	512	Elementary School Program		\$0.00								
2	515	Secondary School Program		\$0.00								
3	517	Alternative School Program		\$0.00								
4	519	Vocational-Technical Program		\$0.00								
5	521	Special Education Program		\$0.00								
6	522	Special Education Preschool Program	77,375.00	\$82,606.00	47,000.00	30,095.00	5,511.00					
7	524	Gifted & Talented Program		\$0.00								
8	531	Interscholastic Program		\$0.00								
9	532	School Activity Program		\$0.00								
10	541	Summer School Program		\$0.00								
11	542	Adult School Program		\$0.00								
12	546	Detention Center Program		\$0.00								
13												
14	500	TOTAL INSTRUCTION	\$77,375.00	\$82,606.00	\$47,000.00	\$30,095.00	\$5,511.00	\$0.00	\$0.00	\$0.00	\$0.00	\$0.00
15												
16	611	Attendance-Guidance-Health Program		\$0.00								
17	616	Special Education Support Services Prog		\$0.00								
18												
19	621	Instruction Improvement Program		\$0.00								
20	622	Educational Media Program		\$0.00								
21	623	Instruction-Related Technology Program		\$0.00								
22	631	Board of Education Program		\$0.00								
23	632	District Administration Program		\$0.00								
24												
25	641	School Administration Program		\$0.00								
26												
27	651	Business Operation Program		\$0.00								
28	655	Central Service Program		\$0.00								
29	656	Administrative Technology Services Prog		\$0.00								
30	661	Buildings-Care Program (Custodial)		\$0.00								
31	663	Maintenance - Non Student Occupied		\$0.00								
32	664	Maintenance - Student Occupied Bldgs		\$0.00								
33	665	Maintenance - Grounds		\$0.00								
34	667	Security Program		\$0.00								
35												
36	681	Pupil - To School Trans. Program		\$0.00								
37	682	Pupil - Activity Trans. Program		\$0.00								
38	683	General Transportation Program		\$0.00								
		Subtotal (carried over to page b)	0.00	0.00	0.00	0.00	0.00	0.00	0.00	0.00	0.00	0.00

R:\Finance\Annual Budget\Amended 2022-2023\2023-Amended Budget.xlsx]258 E1

**TWIN FALLS SCHOOL DISTRICT #411  
AMENDED BUDGET 2022-2023**

65

S.D.E.

**BUDGET  
EXPENDITURES**

July 1, 2022 - June 30, 2023

IDEA Part B (619 PRE-SCHOOL AGE 3-5)

FUND NO: 258

NOTE: Round each entry to the nearest dollar amount.

Line	Code	EXPENDITURES Functions/Programs	Prior Year Budget	Proposed Budget	100 Salaries	200 Benefits	300 Purchased Services	400 Supplies Materials	500 Capital Objects	600 Debt Retirement	700 Insurance- Judgment	800 Transfers
39	691	Other Support Services Program		\$0.00								
40												
41	600	TOTAL SUPPORT SERVICES	\$0.00	\$0.00	\$0.00	\$0.00	\$0.00	\$0.00	\$0.00	\$0.00	\$0.00	\$0.00
42												
44	710	Child Nutrition Program		0.00								
45	720	Community Services Program		0.00								
46	730	Enterprise Operations		0.00								
47	740	Student Activity Program		0.00								
48												
49	700	TOTAL NON-INSTRUCTION	\$0.00	\$0.00	\$0.00	\$0.00	\$0.00	\$0.00	\$0.00	\$0.00	\$0.00	\$0.00
50												
51	810	Capital Assets - Student Occupied		0.00								
52	811	Capital Assets - NonStudent Occupied		0.00								
53												
54	800	TOTAL CAPITAL ASSET PROGRAMS	\$0.00	\$0.00	\$0.00	\$0.00	\$0.00	\$0.00	\$0.00	\$0.00	\$0.00	\$0.00
55												
56	911	Debt Services Program - Principal		0.00								
57	912	Debt Services Program - Interest		0.00								
58	913	Debt Services Program - Refunded Debt		0.00								
59	920	Transfers Out		0.00								
60												
61	900	TOTAL OTHER SERVICES	\$0.00	\$0.00	\$0.00	\$0.00	\$0.00	\$0.00	\$0.00	\$0.00	\$0.00	\$0.00
62												
63		TOTAL EXPENDITURES										
64		(Lines 14+41+48+53+60)	\$77,375.00	\$82,606.00	\$47,000.00	\$30,095.00	\$5,511.00	\$0.00	\$0.00	\$0.00	\$0.00	\$0.00
65												
66												
67												
68												
69		TOTAL APPROPRIATION	\$77,375.00	\$82,606.00								
70		(Line 63 + line 66)										
71												
72												
73		<b>BUDGET SUMMARY</b>										
74												
75		Beginning Fund Balance	0.00	0.00								
76		Revenues + Transfers In	77,375.00	98,806.00								
77		TOTAL REVENUE (lines 74 + 75)	77,375.00	98,806.00								
78												
79		Total Appropriation	77,375.00	82,606.00								
80		Unappropriated Balance	0.00	16,200.00								
81		TOTAL APPROPRIATION (lines 78 + 79)	\$77,375.00	\$98,806.00								

**BUDGET SUMMARY:**

The total on line 77 must equal the total on line 81.

**TWIN FALLS SCHOOL DISTRICT #411  
AMENDED BUDGET 2022-2023**

66

S.D.E.

**BUDGET  
REVENUES**

July 1, 2022 - June 30, 2023

**ARPA IDEA PART B  
FUND NO: 259**

NOTE: Round each entry to the nearest dollar amount.

Line	Code	REVENUES Item	Prior Year Budget	Proposed Budget		Line	Code	REVENUES Item	Prior Year Budget	Proposed Budget	
				Line Amounts	Totals					Line Amounts	Totals
1	320000	Estimated Fund Balance, July 1		*****		40	429000	Other County			
2						41	420000	TOTAL COUNTY	0.00	*****	0.00
3	411100	Taxes - General M & O				42					
4	411200	Taxes - Supplemental				43	431100	Base Support Program			
5	411300	Taxes - Emergency				44	431200	Transportation Support			
6	411400	Taxes - Tort				45	431400	Exceptional Child/SED Support			
7	411500	Taxes - Cooperative				46	431500	Border Tuition Support			
8	411600	Taxes - Tuition				47	431600	Tuition Equivalency			
9	411700	Taxes - Migrant				48	431800	Benefit Apportionment			
10	411900	Taxes - Other				49	431900	Other State Support			
11	412100	Taxes - Plant Facility				50	432100	Driver Education Program			
12	412500	Taxes - Bond & Interest				51	432400	Professional Technical Program			
13		TOTAL TAXES	0.00	*****	0.00	52	437000	Lottery/Additional State Maintenance			
14	413000	Penalty: Delinquent Taxes				53	438000	Revenue in Lieu of/Tax Replacement			
15						54	439000	Other State Revenue			
16	414100	Tuition From Individuals				55	430000	TOTAL STATE	0.00	*****	0.00
17	414200	Tuition From Districts in Idaho				56					
18	414300	Tuition From Out of State Districts				57					
19						58	442000	Indirect Unrestricted Federal			
20	415000	Earnings on Investments				59	443000	Direct Restricted Federal			
21						60	445100	Title I - ESEA			
22	416100	School Food Service				61	445200	Title VI, ESEA - Innovative Practices Program			
23	416200	Meal Sales: Non-reimbur.				62	445300	Perkins III - Vocational Technical Act			
24	416900	Other Food Sales				63	445400	Adult Education			
25						64	445500	Child Nutrition Reimbursement			
26	417100	Admissions/Activities				65	445600	IDEA Part B (School Age & Preschool)	475,792.00		
27	417200	Bookstore Sales				66	445900	Other Indirect Federal Programs		412,769.00	
28	417300	Clubs, Org. Dues, Etc.				67	448200	Impact Aid - P.L. 874			
29	417400	School Fees & Charges				68	440000	TOTAL FEDERAL	475,792.00	*****	412,769.00
30	417900	Other Student Revenues				69					
31						70	451000	Proceeds: Bonds, Capital Leases, et. al.			
32	418100	Community Service				71	453000	Sale of Fixed Assets			
33						72	450000	TOTAL OTHER	0.00	*****	0.00
34	419100	Rentals				73					
35	419200	Contributions/Donations				74		TOTAL REVENUES	475,792.00	*****	412,769.00
36	419300	Transportation Fees				75					
37	419900	Other Local				76	460000	TRANSFERS IN			0.00
38		TOTAL OTHER LOCAL	0.00	*****	0.00	77					
39	410000	TOTAL LOCAL (Line 13 + 38)	0.00	*****	0.00		400000	TOTAL BALANCE + REVENUES + TRANSFERS (Lines 1 + 74 + 76)	\$475,792.00	*****	\$412,769.00

**TWIN FALLS SCHOOL DISTRICT #411  
AMENDED BUDGET 2022-2023**

67

S.D.E.

**BUDGET  
EXPENDITURES**

July 1, 2022 - June 30, 2023

ARPA IDEA PART B

FUND NO: 259

NOTE: Round each entry to the nearest dollar amount.

Line	Code	EXPENDITURES Functions/Programs	Prior Year Budget	Proposed Budget	100 Salaries	200 Benefits	300 Purchased Services	400 Supplies Materials	500 Capital Objects	600 Debt Retirement	700 Insurance- Judgment	800 Transfers
1	512	Elementary School Program		\$0								
2	515	Secondary School Program		\$0								
3	517	Alternative School Program		\$0								
4	519	Vocational-Technical Program		\$0								
5	521	Special Education Program		\$0								
6	522	Special Education Preschool Program	56,100	\$172,932	110,416	48,765	13,751					
7	524	Gifted & Talented Program	4,830	\$34,042	6,822	1,178	528	25,514				
8	531	Interscholastic Program		\$0								
9	532	School Activity Program		\$0								
10	541	Summer School Program		\$0								
11	542	Adult School Program		\$0								
12	546	Detention Center Program		\$0								
13												
14	500	TOTAL INSTRUCTION	\$60,930	\$206,974	\$117,238	\$49,943	\$14,279	\$25,514	\$0	\$0	\$0	\$0
15												
16	611	Attendance-Guidance-Health Program		\$41,876	35,000.00	6,876.00						
17	616	Special Education Support Services Prog		\$0								
18												
19	621	Instruction Improvement Program	6,685.00	\$133,167	34.00	18.00	117,400.00	15,715.00				
20	622	Educational Media Program		\$0								
21	623	Instruction-Related Technology Program		\$0								
22	631	Board of Education Program		\$0								
23	632	District Administration Program		\$0								
24												
25	641	School Administration Program		\$0								
26												
27	651	Business Operation Program		\$0								
28	655	Central Service Program		\$0								
29	656	Administrative Technology Services Prog		\$0								
30	661	Buildings-Care Program (Custodial)		\$0								
31	663	Maintenance - Non Student Occupied		\$0								
32	664	Maintenance - Student Occupied Bldgs		\$0								
33	665	Maintenance - Grounds		\$0								
34	667	Security Program		\$0								
35												
36	681	Pupil - To School Trans. Program		\$0								
37	682	Pupil - Activity Trans. Program		\$75			75.00					
38	683	General Transportation Program		\$0								
		Subtotal (carried over to page b)	6,685	175,118	35,034	6,894	117,475	15,715	0	0	0	0

R:\Finance\Annual Budget\Amended 2022-2023\2023-Amended Budget.xlsm]259 E1



**TWIN FALLS SCHOOL DISTRICT #411  
AMENDED BUDGET 2022-2023**

68

S.D.E.

**BUDGET  
EXPENDITURES**  
July 1, 2022 - June 30, 2023

ARPA IDEA PART B  
FUND NO: 259

NOTE: Round each entry to the nearest dollar amount.

Line	Code	EXPENDITURES Functions/Programs	Prior Year Budget	Proposed Budget	100 Salaries	200 Benefits	300 Purchased Services	400 Supplies Materials	500 Capital Objects	600 Debt Retirement	700 Insurance- Judgment	800 Transfers
39	691	Other Support Services Program		\$0.00								
40												
41	600	TOTAL SUPPORT SERVICES	\$0.00	\$175,118.00	\$35,034.00	\$6,894.00	\$117,475.00	\$15,715.00	\$0.00	\$0.00	\$0.00	\$0.00
42												
44	710	Child Nutrition Program		0.00								
45	720	Community Services Program		0.00								
46	730	Enterprise Operations		0.00								
47	740	Student Activity Program		0.00								
48												
49	700	TOTAL NON-INSTRUCTION	\$0.00	\$0.00	\$0.00	\$0.00	\$0.00	\$0.00	\$0.00	\$0.00	\$0.00	\$0.00
50												
51	810	Capital Assets - Student Occupied		30,677.00					30,677.00			
52	811	Capital Assets - NonStudent Occupied		0.00								
53												
54	800	TOTAL CAPITAL ASSET PROGRAMS	\$0.00	\$30,677.00	\$0.00	\$0.00	\$0.00	\$0.00	\$30,677.00	\$0.00	\$0.00	\$0.00
55												
56	911	Debt Services Program - Principal		0.00								
57	912	Debt Services Program - Interest		0.00								
58	913	Debt Services Program - Refunded Debt		0.00								
59	920	Transfers Out		0.00								
60												
61	900	TOTAL OTHER SERVICES	\$0.00	\$0.00	\$0.00	\$0.00	\$0.00	\$0.00	\$0.00	\$0.00	\$0.00	\$0.00
62												
63		TOTAL EXPENDITURES										
64		(Lines 14+41+48+53+60)	\$72,334.00	\$412,769.00	\$152,272.00	\$56,837.00	\$131,754.00	\$41,229.00	\$30,677.00	\$0.00	\$0.00	\$0.00
65												
66												
67												
68												
69		TOTAL APPROPRIATION	\$72,334.00	\$412,769.00								
70		(Line 63 + line 66)										
71												
72												
73		<b>BUDGET SUMMARY</b>										
74												
75		Beginning Fund Balance	0.00	0.00								
76		Revenues + Transfers In	72,334.00	412,769.00								
77		TOTAL REVENUE (lines 74 + 75)	72,334.00	412,769.00								
78												
79		Total Appropriation	72,334.00	412,769.00								
80		Unappropriated Balance	0.00	0.00								
81		TOTAL APPROPRIATION (lines 78 + 79)	\$72,334.00	\$412,769.00								

**BUDGET SUMMARY:**

The total on line 77 must equal the total on line 81.

**TWIN FALLS SCHOOL DISTRICT #411  
AMENDED BUDGET 2022-2023**

69

S.D.E.

**BUDGET  
REVENUES**

July 1, 2022 - June 30, 2023

SCHOOL-BASED MEDICAID

FUND NO: 260

NOTE: Round each entry to the nearest dollar amount.

Line	Code	REVENUES Item	Prior Year Budget	Proposed Budget		Line	Code	REVENUES Item	Prior Year Budget	Proposed Budget	
				Line Amounts	Totals					Line Amounts	Totals
1	320000	Estimated Fund Balance, July 1		*****		40	429000	Other County			
2						41	420000	TOTAL COUNTY	0	*****	0
3	411100	Taxes - General M & O				42					
4	411200	Taxes - Supplemental				43	431100	Base Support Program			
5	411300	Taxes - Emergency				44	431200	Transportation Support			
6	411400	Taxes - Tort				45	431400	Exceptional Child/SED Support			
7	411500	Taxes - Cooperative				46	431500	Border Tuition Support			
8	411600	Taxes - Tuition				47	431600	Tuition Equivalency			
9	411700	Taxes - Migrant				48	431800	Benefit Apportionment			
10	411900	Taxes - Other				49	431900	Other State Support			
11	412100	Taxes - Plant Facility				50	432100	Driver Education Program			
12	412500	Taxes - Bond & Interest				51	432400	Professional Technical Program			
13		TOTAL TAXES	0	*****	0	52	437000	Lottery/Additional State Maintenance			
14	413000	Penalty: Delinquent Taxes				53	438000	Revenue in Lieu of/Tax Replacement			
15						54	439000	Other State Revenue			
16	414100	Tuition From Individuals				55	430000	TOTAL STATE	0	*****	0
17	414200	Tuition From Districts in Idaho				56					
18	414300	Tuition From Out of State Districts				57					
19						58	442000	Indirect Unrestricted Federal			
20	415000	Earnings on Investments				59	443000	Direct Restricted Federal			
21						60	445100	Title I - ESEA			
22	416100	School Food Service				61	445200	Title VI, ESEA - Innovative Practices Program			
23	416200	Meal Sales: Non-reimbur.				62	445300	Perkins III - Vocational Technical Act			
24	416900	Other Food Sales				63	445400	Adult Education			
25						64	445500	Child Nutrition Reimbursement			
26	417100	Admissions/Activities				65	445600	IDEA Part B (School Age & Preschool)			
27	417200	Bookstore Sales				66	445900	Other Indirect Federal Programs	1,300,000	1,200,000	
28	417300	Clubs, Org. Dues, Etc.				67	448200	Impact Aid - P.L. 874			
29	417400	School Fees & Charges				68	440000	TOTAL FEDERAL	1,300,000	*****	1,200,000
30	417900	Other Student Revenues				69					
31						70	451000	Proceeds: Bonds, Capital Leases, et. al.			
32	418100	Community Service				71	453000	Sale of Fixed Assets			
33						72	450000	TOTAL OTHER	0	*****	0
34	419100	Rentals				73					
35	419200	Contributions/Donations				74		TOTAL REVENUES	1,300,000	*****	1,200,000
36	419300	Transportation Fees				75					
37	419900	Other Local				76	460000	TRANSFERS IN	335,000	335,000	335,000
38		TOTAL OTHER LOCAL	0	*****	0	77					
39	410000	TOTAL LOCAL (Line 13 + 38)	0	*****	0		400000	TOTAL BALANCE + REVENUES + TRANSFERS (Lines 1 + 74 + 76)	\$1,635,000	*****	\$1,535,000

**TWIN FALLS SCHOOL DISTRICT #411  
AMENDED BUDGET 2022-2023**

70

S.D.E.

**BUDGET  
EXPENDITURES**

July 1, 2022 - June 30, 2023

SCHOOL-BASED MEDICAID

FUND NO: 260

NOTE: Round each entry to the nearest dollar amount.

Line	Code	EXPENDITURES Functions/Programs	Prior Year Budget	Proposed Budget	100 Salaries	200 Benefits	300 Purchased Services	400 Supplies Materials	500 Capital Objects	600 Debt Retirement	700 Insurance- Judgment	800 Transfers
1	512	Elementary School Program		\$0								
2	515	Secondary School Program		\$0								
3	517	Alternative School Program		\$0								
4	519	Vocational-Technical Program		\$0								
5	521	Special Education Program		\$0								
6	522	Special Education Preschool Program		\$0								
7	524	Gifted & Talented Program		\$0								
8	531	Interscholastic Program		\$0								
9	532	School Activity Program		\$0								
10	541	Summer School Program		\$0								
11	542	Adult School Program		\$0								
12	546	Detention Center Program		\$0								
13												
14	500	TOTAL INSTRUCTION	\$0	\$0	\$0	\$0	\$0	\$0	\$0	\$0	\$0	\$0
15												
16	611	Attendance-Guidance-Health Program		\$0								
17	616	Special Education Support Services Prog	1,635,000	\$1,535,000			1,535,000					
18												
19	621	Instruction Improvement Program		\$0								
20	622	Educational Media Program		\$0								
21	623	Instruction-Related Technology Program		\$0								
22	631	Board of Education Program		\$0								
23	632	District Administration Program		\$0								
24												
25	641	School Administration Program		\$0								
26												
27	651	Business Operation Program		\$0								
28	655	Central Service Program		\$0								
29	656	Administrative Technology Services Prog		\$0								
30	661	Buildings-Care Program (Custodial)		\$0								
31	663	Maintenance - Non Student Occupied		\$0								
32	664	Maintenance - Student Occupied Bldgs		\$0								
33	665	Maintenance - Grounds		\$0								
34	667	Security Program		\$0								
35												
36	681	Pupil - To School Trans. Program		\$0								
37	682	Pupil - Activity Trans. Program		\$0								
38	683	General Transportation Program		\$0								
		<b>Subtotal (carried over to page b)</b>	<b>1,635,000</b>	<b>1,535,000</b>	<b>0</b>	<b>0</b>	<b>1,535,000</b>	<b>0</b>	<b>0</b>	<b>0</b>	<b>0</b>	<b>0</b>

**TWIN FALLS SCHOOL DISTRICT #411  
AMENDED BUDGET 2022-2023**

71

S.D.E.

**BUDGET  
EXPENDITURES**

July 1, 2022 - June 30, 2023

SCHOOL-BASED MEDICAID

FUND NO: 260

NOTE: Round each entry to the nearest dollar amount.

Line	Code	EXPENDITURES Functions/Programs	Prior Year Budget	Proposed Budget	100 Salaries	200 Benefits	300 Purchased Services	400 Supplies Materials	500 Capital Objects	600 Debt Retirement	700 Insurance- Judgment	800 Transfers
39	691	Other Support Services Program		\$0								
40												
41	600	TOTAL SUPPORT SERVICES	\$1,635,000	\$1,535,000	\$0	\$0	\$1,535,000	\$0	\$0	\$0	\$0	\$0
42												
44	710	Child Nutrition Program		0								
45	720	Community Services Program		0								
46	730	Enterprise Operations		0								
47	740	Student Activity Program		0								
48												
49	700	TOTAL NON-INSTRUCTION	\$0	\$0	\$0	\$0	\$0	\$0	\$0	\$0	\$0	\$0
50												
51	810	Capital Assets - Student Occupied		0								
52	811	Capital Assets - NonStudent Occupied		0								
53												
54	800	TOTAL CAPITAL ASSET PROGRAMS	\$0	\$0	\$0	\$0	\$0	\$0	\$0	\$0	\$0	\$0
55												
56	911	Debt Services Program - Principal		0								
57	912	Debt Services Program - Interest		0								
58	913	Debt Services Program - Refunded Debt		0								
59	920	Transfers Out		0								
60												
61	900	TOTAL OTHER SERVICES	\$0	\$0	\$0	\$0	\$0	\$0	\$0	\$0	\$0	\$0
62												
63		TOTAL EXPENDITURES										
64		(Lines 14+41+48+53+60)	\$1,635,000	\$1,535,000	\$0	\$0	\$1,535,000	\$0	\$0	\$0	\$0	\$0
65												
66												
67												
68												
69		TOTAL APPROPRIATION	\$1,635,000	\$1,535,000								
70		(Line 63 + line 66)										
71												
72												
73		<b>BUDGET SUMMARY</b>										
74												
75		Beginning Fund Balance	0	0								
76		Revenues + Transfers In	1,635,000	1,535,000								
77		TOTAL REVENUE (lines 74 + 75)	1,635,000	1,535,000								
78												
79		Total Appropriation	1,635,000	1,535,000								
80		Unappropriated Balance	0	0								
81		TOTAL APPROPRIATION (lines 78 + 79)	\$1,635,000	\$1,535,000								

**BUDGET SUMMARY:**

The total on line 77 must equal the total on line 81.

**TWIN FALLS SCHOOL DISTRICT #411  
AMENDED BUDGET 2022-2023**

72

S.D.E.

**BUDGET  
REVENUES**

July 1, 2022 - June 30, 2023

Title IV-A, ESSA - STUDENT SUPPORT & ACADEMIC ENRICHMENT

FUND NO: 261

NOTE: Round each entry to the nearest dollar amount.

Line	Code	REVENUES Item	Prior Year Budget	Proposed Budget		Line	Code	REVENUES Item	Prior Year Budget	Proposed Budget	
				Line Amounts	Totals					Line Amounts	Totals
1	320000	Estimated Fund Balance, July 1		*****		40	429000	Other County			
2						41	420000	TOTAL COUNTY	0.00	*****	0.00
3	411100	Taxes - General M & O				42					
4	411200	Taxes - Supplemental				43	431100	Base Support Program			
5	411300	Taxes - Emergency				44	431200	Transportation Support			
6	411400	Taxes - Tort				45	431400	Exceptional Child/SED Support			
7	411500	Taxes - Cooperative				46	431500	Border Tuition Support			
8	411600	Taxes - Tuition				47	431600	Tuition Equivalency			
9	411700	Taxes - Migrant				48	431800	Benefit Apportionment			
10	411900	Taxes - Other				49	431900	Other State Support			
11	412100	Taxes - Plant Facility				50	432100	Driver Education Program			
12	412500	Taxes - Bond & Interest				51	432400	Professional Technical Program			
13		TOTAL TAXES	0.00	*****	0.00	52	437000	Lottery/Additional State Maintenance			
14	413000	Penalty: Delinquent Taxes				53	438000	Revenue in Lieu of/Tax Replacement			
15						54	439000	Other State Revenue			
16	414100	Tuition From Individuals				55	430000	TOTAL STATE	0.00	*****	0.00
17	414200	Tuition From Districts in Idaho				56					
18	414300	Tuition From Out of State Districts				57					
19						58	442000	Indirect Unrestricted Federal			
20	415000	Earnings on Investments				59	443000	Direct Restricted Federal			
21						60	445100	Title I - ESEA			
22	416100	School Food Service				61	445200	Title VI, ESEA - Innovative Practices Program	218,763.00	312,017.00	
23	416200	Meal Sales: Non-reimbur.				62	445300	Perkins III - Vocational Technical Act			
24	416900	Other Food Sales				63	445400	Adult Education			
25						64	445500	Child Nutrition Reimbursement			
26	417100	Admissions/Activities				65	445600	IDEA Part B (School Age & Preschool)			
27	417200	Bookstore Sales				66	445900	Other Indirect Federal Programs			
28	417300	Clubs, Org. Dues, Etc.				67	448200	Impact Aid - P.L. 874			
29	417400	School Fees & Charges				68	440000	TOTAL FEDERAL	218,763.00	*****	312,017.00
30	417900	Other Student Revenues				69					
31						70	451000	Proceeds: Bonds, Capital Leases, et. al.			
32	418100	Community Service				71	453000	Sale of Fixed Assets			
33						72	450000	TOTAL OTHER	0.00	*****	0.00
34	419100	Rentals				73					
35	419200	Contributions/Donations				74		TOTAL REVENUES	218,763.00	*****	312,017.00
36	419300	Transportation Fees				75					
37	419900	Other Local				76	460000	TRANSFERS IN			0.00
38		TOTAL OTHER LOCAL	0.00	*****	0.00	77					
39	410000	TOTAL LOCAL (Line 13 + 38)	0.00	*****	0.00		400000	TOTAL BALANCE + REVENUES + TRANSFERS (Lines 1 + 74 + 76)	\$218,763.00	*****	\$312,017.00

**TWIN FALLS SCHOOL DISTRICT #411  
AMENDED BUDGET 2022-2023**

73

S.D.E.

**BUDGET  
EXPENDITURES**

Title IV-A, ESSA - STUDENT SUPPORT & ACADEMIC ENRICHMENT

July 1, 2022 - June 30, 2023

FUND NO: 261

NOTE: Round each entry to the nearest dollar amount.

		EXPENDITURES	Prior Year	Proposed	100	200	300	400	500	600	700	800
Line	Code	Functions/Programs	Budget	Budget	Salaries	Benefits	Purchased Services	Supplies Materials	Capital Objects	Debt Retirement	Insurance-Judgment	Transfers
1	512	Elementary School Program	\$11,883.00	\$25,504.00			\$650.00	\$24,854.00				
2	515	Secondary School Program		\$0.00								
3	517	Alternative School Program		\$0.00								
4	519	Vocational-Technical Program		\$0.00								
5	521	Special Education Program		\$0.00								
6	522	Special Education Preschool Program		\$0.00								
7	524	Gifted & Talented Program		\$0.00								
8	531	Interscholastic Program		\$0.00								
9	532	School Activity Program		\$0.00								
10	541	Summer School Program	48,076.00	\$50,000.00	40,000.00	10,000.00						
11	542	Adult School Program		\$0.00								
12	546	Detention Center Program		\$0.00								
13												
14	500	TOTAL INSTRUCTION	\$59,959.00	\$75,504.00	\$40,000.00	\$10,000.00	\$650.00	\$24,854.00	\$0.00	\$0.00	\$0.00	\$0.00
15												
16	611	Attendance-Guidance-Health Program		\$0.00								
17	616	Special Education Support Services Prog		\$0.00								
18												
19	621	Instruction Improvement Program	21,670.00	\$17,081.00			2,000.00	15,081.00				
20	622	Educational Media Program		\$0.00								
21	623	Instruction-Related Technology Program		\$0.00								
22	631	Board of Education Program		\$0.00								
23	632	District Administration Program		\$0.00								
24												
25	641	School Administration Program		\$0.00								
26												
27	651	Business Operation Program		\$0.00								
28	655	Central Service Program		\$0.00								
29	656	Administrative Technology Services Prog		\$0.00								
30	661	Buildings-Care Program (Custodial)		\$0.00								
31	663	Maintenance - Non Student Occupied		\$0.00								
32	664	Maintenance - Student Occupied Bldgs		\$0.00								
33	665	Maintenance - Grounds		\$0.00								
34	667	Security Program	129,959.00	\$219,432.00	80,000.00	65,000.00		74,432.00				
35												
36	681	Pupil - To School Trans. Program		\$0.00								
37	682	Pupil - Activity Trans. Program		\$0.00								
38	683	General Transportation Program		\$0.00								
Subtotal (carried over to page b)			151,629.00	236,513.00	80,000.00	65,000.00	2,000.00	89,513.00	0.00	0.00	0.00	0.00

R:\Finance\Annual Budget\Amended 2022-2023\2023-Amended Budget.xlsx]261 E1

**TWIN FALLS SCHOOL DISTRICT #411  
AMENDED BUDGET 2022-2023**

74

S.D.E.

**BUDGET  
EXPENDITURES**

July 1, 2022 - June 30, 2023

Title IV-A, ESSA - STUDENT SUPPORT & ACADEMIC ENRICHMENT

FUND NO: 261

NOTE: Round each entry to the nearest dollar amount.

Line	Code	EXPENDITURES Functions/Programs	Prior Year Budget	Proposed Budget	100 Salaries	200 Benefits	300 Purchased Services	400 Supplies Materials	500 Capital Objects	600 Debt Retirement	700 Insurance- Judgment	800 Transfers
39	691	Other Support Services Program		\$0.00								
40												
41	600	TOTAL SUPPORT SERVICES	\$151,629.00	\$236,513.00	\$80,000.00	\$65,000.00	\$2,000.00	\$89,513.00	\$0.00	\$0.00	\$0.00	\$0.00
42												
44	710	Child Nutrition Program		0.00								
45	720	Community Services Program		0.00								
46	730	Enterprise Operations		0.00								
47	740	Student Activity Program		0.00								
48												
49	700	TOTAL NON-INSTRUCTION	\$0.00	\$0.00	\$0.00	\$0.00	\$0.00	\$0.00	\$0.00	\$0.00	\$0.00	\$0.00
50												
51	810	Capital Assets - Student Occupied		0.00								
52	811	Capital Assets - NonStudent Occupied		0.00								
53												
54	800	TOTAL CAPITAL ASSET PROGRAMS	\$0.00	\$0.00	\$0.00	\$0.00	\$0.00	\$0.00	\$0.00	\$0.00	\$0.00	\$0.00
55												
56	911	Debt Services Program - Principal		0.00								
57	912	Debt Services Program - Interest		0.00								
58	913	Debt Services Program - Refunded Debt		0.00								
59	920	Transfers Out		0.00								
60												
61	900	TOTAL OTHER SERVICES	\$0.00	\$0.00	\$0.00	\$0.00	\$0.00	\$0.00	\$0.00	\$0.00	\$0.00	\$0.00
62												
63		TOTAL EXPENDITURES										
64		(Lines 14+41+48+53+60)	\$211,588.00	\$312,017.00	\$120,000.00	\$75,000.00	\$2,650.00	\$114,367.00	\$0.00	\$0.00	\$0.00	\$0.00
65												
66												
67												
68												
69		TOTAL APPROPRIATION	\$211,588.00	\$312,017.00								
70		(Line 63 + line 66)										
71												
72												
73		<b>BUDGET SUMMARY</b>										
74												
75		Beginning Fund Balance	0.00	0.00								
76		Revenues + Transfers In	218,763.00	312,017.00								
77		TOTAL REVENUE (lines 74 + 75)	218,763.00	312,017.00								
78												
79		Total Appropriation	211,588.00	312,017.00								
80		Unappropriated Balance	7,175.00	0.00								
81		TOTAL APPROPRIATION (lines 78 + 79)	\$218,763.00	\$312,017.00								

**BUDGET SUMMARY:**

The total on line 77 must equal the total on line 81.

**TWIN FALLS SCHOOL DISTRICT #411  
AMENDED BUDGET 2022-2023**

75

S.D.E.

**BUDGET  
REVENUES**

July 1, 2022 - June 30, 2023

PERKINS IV - PROFESSIONAL TECHNICAL ACT

FUND NO: 263

NOTE: Round each entry to the nearest dollar amount.

Line	Code	REVENUES Item	Prior Year Budget	Proposed Budget		Line	Code	REVENUES Item	Prior Year Budget	Proposed Budget	
				Line Amounts	Totals					Line Amounts	Totals
1	320000	Estimated Fund Balance, July 1		*****		40	429000	Other County			
2						41	420000	TOTAL COUNTY	0.00	*****	0.00
3	411100	Taxes - General M & O				42					
4	411200	Taxes - Supplemental				43	431100	Base Support Program			
5	411300	Taxes - Emergency				44	431200	Transportation Support			
6	411400	Taxes - Tort				45	431400	Exceptional Child/SED Support			
7	411500	Taxes - Cooperative				46	431500	Border Tuition Support			
8	411600	Taxes - Tuition				47	431600	Tuition Equivalency			
9	411700	Taxes - Migrant				48	431800	Benefit Apportionment			
10	411900	Taxes - Other				49	431900	Other State Support			
11	412100	Taxes - Plant Facility				50	432100	Driver Education Program			
12	412500	Taxes - Bond & Interest				51	432400	Professional Technical Program			
13		TOTAL TAXES	0.00	*****	0.00	52	437000	Lottery/Additional State Maintenance			
14	413000	Penalty: Delinquent Taxes				53	438000	Revenue in Lieu of/Tax Replacement			
15						54	439000	Other State Revenue			
16	414100	Tuition From Individuals				55	430000	TOTAL STATE	0.00	*****	0.00
17	414200	Tuition From Districts in Idaho				56					
18	414300	Tuition From Out of State Districts				57					
19						58	442000	Indirect Unrestricted Federal			
20	415000	Earnings on Investments				59	443000	Direct Restricted Federal			
21						60	445100	Title I - ESEA			
22	416100	School Food Service				61	445200	Title VI, ESEA - Innovative Practices Program			
23	416200	Meal Sales: Non-reimbur.				62	445300	Perkins III - Vocational Technical Act	141,420.00	146,450.00	
24	416900	Other Food Sales				63	445400	Adult Education			
25						64	445500	Child Nutrition Reimbursement			
26	417100	Admissions/Activities				65	445600	IDEA Part B (School Age & Preschool)			
27	417200	Bookstore Sales				66	445900	Other Indirect Federal Programs			
28	417300	Clubs, Org. Dues, Etc.				67	448200	Impact Aid - P.L. 874			
29	417400	School Fees & Charges				68	440000	TOTAL FEDERAL	141,420.00	*****	146,450.00
30	417900	Other Student Revenues				69					
31						70	451000	Proceeds: Bonds, Capital Leases, et. al.			
32	418100	Community Service				71	453000	Sale of Fixed Assets			
33						72	450000	TOTAL OTHER	0.00	*****	0.00
34	419100	Rentals				73					
35	419200	Contributions/Donations				74		TOTAL REVENUES	141,420.00	*****	146,450.00
36	419300	Transportation Fees				75					
37	419900	Other Local				76	460000	TRANSFERS IN			0.00
38		TOTAL OTHER LOCAL	0.00	*****	0.00	77					
39	410000	TOTAL LOCAL (Line 13 + 38)	0.00	*****	0.00		400000	TOTAL BALANCE + REVENUES + TRANSFERS (Lines 1 + 74 + 76)	\$141,420.00	*****	\$146,450.00



**TWIN FALLS SCHOOL DISTRICT #411  
AMENDED BUDGET 2022-2023**

76

S.D.E.

**BUDGET  
EXPENDITURES**

**PERKINS IV - PROFESSIONAL TECHNICAL ACT**

July 1, 2022 - June 30, 2023

**FUND NO: 263**

NOTE: Round each entry to the nearest dollar amount.

		EXPENDITURES	Prior Year	Proposed	100	200	300	400	500	600	700	800
Line	Code	Functions/Programs	Budget	Budget	Salaries	Benefits	Purchased Services	Supplies Materials	Capital Objects	Debt Retirement	Insurance-Judgment	Transfers
1	512	Elementary School Program		\$0.00								
2	515	Secondary School Program	139,920.00	\$131,774.00	6,093.00	1,230.00	21,527.00	102,924.00				
3	517	Alternative School Program		\$0.00								
4	519	Vocational-Technical Program		\$0.00								
5	521	Special Education Program		\$0.00								
6	522	Special Education Preschool Program		\$0.00								
7	524	Gifted & Talented Program		\$0.00								
8	531	Interscholastic Program		\$0.00								
9	532	School Activity Program		\$0.00								
10	541	Summer School Program		\$0.00								
11	542	Adult School Program		\$0.00								
12	546	Detention Center Program		\$0.00								
13												
14	500	TOTAL INSTRUCTION	\$139,920.00	\$131,774.00	\$6,093.00	\$1,230.00	\$21,527.00	\$102,924.00	\$0.00	\$0.00	\$0.00	\$0.00
15												
16	611	Attendance-Guidance-Health Program		\$0.00								
17	616	Special Education Support Services Prog		\$0.00								
18												
19	621	Instruction Improvement Program		\$12,676.00			7,676.00	5,000.00				
20	622	Educational Media Program		\$0.00								
21	623	Instruction-Related Technology Program		\$0.00								
22	631	Board of Education Program		\$0.00								
23	632	District Administration Program		\$0.00								
24												
25	641	School Administration Program		\$0.00								
26												
27	651	Business Operation Program		\$0.00								
28	655	Central Service Program		\$0.00								
29	656	Administrative Technology Services Prog		\$0.00								
30	661	Buildings-Care Program (Custodial)		\$0.00								
31	663	Maintenance - Non Student Occupied		\$0.00								
32	664	Maintenance - Student Occupied Bldgs		\$0.00								
33	665	Maintenance - Grounds		\$0.00								
34	667	Security Program		\$0.00								
35												
36	681	Pupil - To School Trans. Program		\$0.00								
37	682	Pupil - Activity Trans. Program	1,500.00	\$2,000.00			2,000.00					
38	683	General Transportation Program		\$0.00								
R:\Finance\Annual Budget\Amended 2022-2023\2023-Amended Budget.xlsm\263 E1												
		Subtotal (carried over to page b)	1,500.00	14,676.00	0.00	0.00	9,676.00	5,000.00	0.00	0.00	0.00	0.00

**TWIN FALLS SCHOOL DISTRICT #411  
AMENDED BUDGET 2022-2023**

77

S.D.E.

**BUDGET  
EXPENDITURES**  
July 1, 2022 - June 30, 2023

PERKINS IV - PROFESSIONAL TECHNICAL ACT  
FUND NO: 263

NOTE: Round each entry to the nearest dollar amount.

Line	Code	EXPENDITURES Functions/Programs	Prior Year Budget	Proposed Budget	100 Salaries	200 Benefits	300 Purchased Services	400 Supplies Materials	500 Capital Objects	600 Debt Retirement	700 Insurance- Judgment	800 Transfers
39	691	Other Support Services Program		\$0.00								
40												
41	600	TOTAL SUPPORT SERVICES	\$1,500.00	\$14,676.00	\$0.00	\$0.00	\$9,676.00	\$5,000.00	\$0.00	\$0.00	\$0.00	\$0.00
42												
44	710	Child Nutrition Program		0.00								
45	720	Community Services Program		0.00								
46	730	Enterprise Operations		0.00								
47	740	Student Activity Program		0.00								
48												
49	700	TOTAL NON-INSTRUCTION	\$0.00	\$0.00	\$0.00	\$0.00	\$0.00	\$0.00	\$0.00	\$0.00	\$0.00	\$0.00
50												
51	810	Capital Assets - Student Occupied		0.00								
52	811	Capital Assets - NonStudent Occupied		0.00								
53												
54	800	TOTAL CAPITAL ASSET PROGRAMS	\$0.00	\$0.00	\$0.00	\$0.00	\$0.00	\$0.00	\$0.00	\$0.00	\$0.00	\$0.00
55												
56	911	Debt Services Program - Principal		0.00								
57	912	Debt Services Program - Interest		0.00								
58	913	Debt Services Program - Refunded Debt		0.00								
59	920	Transfers Out		0.00								
60												
61	900	TOTAL OTHER SERVICES	\$0.00	\$0.00	\$0.00	\$0.00	\$0.00	\$0.00	\$0.00	\$0.00	\$0.00	\$0.00
62												
63		TOTAL EXPENDITURES										
64		(Lines 14+41+48+53+60)	\$141,420.00	\$146,450.00	\$6,093.00	\$1,230.00	\$31,203.00	\$107,924.00	\$0.00	\$0.00	\$0.00	\$0.00
65												
66												
67												
68												
69		TOTAL APPROPRIATION	\$141,420.00	\$146,450.00								
70		(Line 63 + line 66)										
71												
72												
73		<b>BUDGET SUMMARY</b>										
74												
75		Beginning Fund Balance	0.00	0.00								
76		Revenues + Transfers In	141,420.00	146,450.00								
77		TOTAL REVENUE (lines 74 + 75)	141,420.00	146,450.00								
78												
79		Total Appropriation	141,420.00	146,450.00								
80		Unappropriated Balance	0.00	0.00								
81		TOTAL APPROPRIATION (lines 78 + 79)	\$141,420.00	\$146,450.00								

**BUDGET SUMMARY:**

The total on line 77 must equal the total on line 81.

**TWIN FALLS SCHOOL DISTRICT #411  
AMENDED BUDGET 2022-2023**

78

S.D.E.

**BUDGET  
REVENUES**

July 1, 2022 - June 30, 2023

TITLE III-A, ESSA - ENGLISH LANGUAGE ACQUISITION

FUND NO: 270

NOTE: Round each entry to the nearest dollar amount.

Line	Code	REVENUES Item	Prior Year Budget	Proposed Budget		Line	Code	REVENUES Item	Prior Year Budget	Proposed Budget	
				Line Amounts	Totals					Line Amounts	Totals
1	320000	Estimated Fund Balance, July 1		*****		40	429000	Other County			
2						41	420000	TOTAL COUNTY	0.00	*****	0.00
3	411100	Taxes - General M & O				42					
4	411200	Taxes - Supplemental				43	431100	Base Support Program			
5	411300	Taxes - Emergency				44	431200	Transportation Support			
6	411400	Taxes - Tort				45	431400	Exceptional Child/SED Support			
7	411500	Taxes - Cooperative				46	431500	Border Tuition Support			
8	411600	Taxes - Tuition				47	431600	Tuition Equivalency			
9	411700	Taxes - Migrant				48	431800	Benefit Apportionment			
10	411900	Taxes - Other				49	431900	Other State Support			
11	412100	Taxes - Plant Facility				50	432100	Driver Education Program			
12	412500	Taxes - Bond & Interest				51	432400	Professional Technical Program			
13		TOTAL TAXES	0.00	*****	0.00	52	437000	Lottery/Additional State Maintenance			
14	413000	Penalty: Delinquent Taxes				53	438000	Revenue in Lieu of/Tax Replacement			
15						54	439000	Other State Revenue			
16	414100	Tuition From Individuals				55	430000	TOTAL STATE	0.00	*****	0.00
17	414200	Tuition From Districts in Idaho				56					
18	414300	Tuition From Out of State Districts				57					
19						58	442000	Indirect Unrestricted Federal			
20	415000	Earnings on Investments				59	443000	Direct Restricted Federal			
21						60	445100	Title I - ESEA			
22	416100	School Food Service				61	445200	Title VI, ESEA - Innovative Practices Program			
23	416200	Meal Sales: Non-reimbur.				62	445300	Perkins III - Vocational Technical Act			
24	416900	Other Food Sales				63	445400	Adult Education			
25						64	445500	Child Nutrition Reimbursement			
26	417100	Admissions/Activities				65	445600	IDEA Part B (School Age & Preschool)			
27	417200	Bookstore Sales				66	445900	Other Indirect Federal Programs	223,259.00	240,935.00	
28	417300	Clubs, Org. Dues, Etc.				67	448200	Impact Aid - P.L. 874			
29	417400	School Fees & Charges				68	440000	TOTAL FEDERAL	223,259.00	*****	240,935.00
30	417900	Other Student Revenues				69					
31						70	451000	Proceeds: Bonds, Capital Leases, et. al.			
32	418100	Community Service				71	453000	Sale of Fixed Assets			
33						72	450000	TOTAL OTHER	0.00	*****	0.00
34	419100	Rentals				73					
35	419200	Contributions/Donations				74		TOTAL REVENUES	223,259.00	*****	240,935.00
36	419300	Transportation Fees				75					
37	419900	Other Local				76	460000	TRANSFERS IN			0.00
38		TOTAL OTHER LOCAL	0.00	*****	0.00	77					
39	410000	TOTAL LOCAL (Line 13 + 38)	0.00	*****	0.00		400000	TOTAL BALANCE + REVENUES + TRANSFERS (Lines 1 + 74 + 76)	\$223,259.00	*****	\$240,935.00

**TWIN FALLS SCHOOL DISTRICT #411  
AMENDED BUDGET 2022-2023**

79

S.D.E.

**BUDGET  
EXPENDITURES**

July 1, 2022 - June 30, 2023

TITLE III-A, ESSA - ENGLISH LANGUAGE ACQUISITION

FUND NO: 270

NOTE: Round each entry to the nearest dollar amount.

Line	Code	EXPENDITURES	Prior Year	Proposed	100	200	300	400	500	600	700	800
		Functions/Programs	Budget	Budget	Salaries	Benefits	Purchased Services	Supplies Materials	Capital Objects	Debt Retirement	Insurance-Judgment	Transfers
1	512	Elementary School Program	\$48,784.00	\$48,750.00	\$30,750.00	\$18,000.00						
2	515	Secondary School Program	28,313.00	\$44,800.00	29,800.00	15,000.00						
3	517	Alternative School Program		\$0.00								
4	519	Vocational-Technical Program		\$0.00								
5	521	Special Education Program		\$0.00								
6	522	Special Education Preschool Program		\$0.00								
7	524	Gifted & Talented Program		\$0.00								
8	531	Interscholastic Program		\$0.00								
9	532	School Activity Program		\$0.00								
10	541	Summer School Program	2,404.00	\$0.00								
11	542	Adult School Program		\$0.00								
12	546	Detention Center Program		\$0.00								
13												
14	500	TOTAL INSTRUCTION	\$79,501.00	\$93,550.00	\$60,550.00	\$33,000.00	\$0.00	\$0.00	\$0.00	\$0.00	\$0.00	\$0.00
15												
16	611	Attendance-Guidance-Health Program		\$0.00								
17	616	Special Education Support Services Prog		\$0.00								
18												
19	621	Instruction Improvement Program	120,850.00	\$147,385.00	30,799.00	11,155.00	65,000.00	40,431.00				
20	622	Educational Media Program		\$0.00								
21	623	Instruction-Related Technology Program		\$0.00								
22	631	Board of Education Program		\$0.00								
23	632	District Administration Program		\$0.00								
24												
25	641	School Administration Program		\$0.00								
26												
27	651	Business Operation Program		\$0.00								
28	655	Central Service Program		\$0.00								
29	656	Administrative Technology Services Prog		\$0.00								
30	661	Buildings-Care Program (Custodial)		\$0.00								
31	663	Maintenance - Non Student Occupied		\$0.00								
32	664	Maintenance - Student Occupied Bldgs		\$0.00								
33	665	Maintenance - Grounds		\$0.00								
34	667	Security Program		\$0.00								
35												
36	681	Pupil - To School Trans. Program		\$0.00								
37	682	Pupil - Activity Trans. Program	80.00	\$0.00								
38	683	General Transportation Program		\$0.00								
		Subtotal (carried over to page b)	120,930.00	147,385.00	30,799.00	11,155.00	65,000.00	40,431.00	0.00	0.00	0.00	0.00

R:\Finance\Annual Budget\Amended 2022-2023\2023-Amended Budget.xlsx]270 E1

**TWIN FALLS SCHOOL DISTRICT #411  
AMENDED BUDGET 2022-2023**

80

S.D.E.

**BUDGET  
EXPENDITURES**

July 1, 2022 - June 30, 2023

TITLE III-A, ESSA - ENGLISH LANGUAGE ACQUISITION

FUND NO: 270

NOTE: Round each entry to the nearest dollar amount.

Line	Code	EXPENDITURES Functions/Programs	Prior Year Budget	Proposed Budget	100 Salaries	200 Benefits	300 Purchased Services	400 Supplies Materials	500 Capital Objects	600 Debt Retirement	700 Insurance- Judgment	800 Transfers
39	691	Other Support Services Program		\$0.00								
40												
41	600	TOTAL SUPPORT SERVICES	\$120,930.00	\$147,385.00	\$30,799.00	\$11,155.00	\$65,000.00	\$40,431.00	\$0.00	\$0.00	\$0.00	\$0.00
42												
44	710	Child Nutrition Program		0.00								
45	720	Community Services Program		0.00								
46	730	Enterprise Operations		0.00								
47	740	Student Activity Program		0.00								
48												
49	700	TOTAL NON-INSTRUCTION	\$0.00	\$0.00	\$0.00	\$0.00	\$0.00	\$0.00	\$0.00	\$0.00	\$0.00	\$0.00
50												
51	810	Capital Assets - Student Occupied		0.00								
52	811	Capital Assets - NonStudent Occupied		0.00								
53												
54	800	TOTAL CAPITAL ASSET PROGRAMS	\$0.00	\$0.00	\$0.00	\$0.00	\$0.00	\$0.00	\$0.00	\$0.00	\$0.00	\$0.00
55												
56	911	Debt Services Program - Principal		0.00								
57	912	Debt Services Program - Interest		0.00								
58	913	Debt Services Program - Refunded Debt		0.00								
59	920	Transfers Out		0.00								
60												
61	900	TOTAL OTHER SERVICES	\$0.00	\$0.00	\$0.00	\$0.00	\$0.00	\$0.00	\$0.00	\$0.00	\$0.00	\$0.00
62												
63		TOTAL EXPENDITURES										
64		(Lines 14+41+48+53+60)	\$200,431.00	\$240,935.00	\$91,349.00	\$44,155.00	\$65,000.00	\$40,431.00	\$0.00	\$0.00	\$0.00	\$0.00
65												
66												
67												
68												
69		TOTAL APPROPRIATION	\$200,431.00	\$240,935.00								
70		(Line 63 + line 66)										
71												
72												
73		<b>BUDGET SUMMARY</b>										
74												
75		Beginning Fund Balance	0.00	0.00								
76		Revenues + Transfers In	223,259.00	240,935.00								
77		TOTAL REVENUE (lines 74 + 75)	223,259.00	240,935.00								
78												
79		Total Appropriation	200,431.00	240,935.00								
80		Unappropriated Balance	22,828.00	0.00								
81		TOTAL APPROPRIATION (lines 78 + 79)	\$223,259.00	\$240,935.00								

**BUDGET SUMMARY:**

The total on line 77 must equal the total on line 81.

**TWIN FALLS SCHOOL DISTRICT #411  
AMENDED BUDGET 2022-2023**

81

S.D.E.

**BUDGET  
REVENUES**

July 1, 2022 - June 30, 2023

TITLE II-A, ESSA - SUPPORTING EFFECTIVE INSTRUCTION

FUND NO: 271

NOTE: Round each entry to the nearest dollar amount.

Line	Code	REVENUES Item	Prior Year Budget	Proposed Budget		Line	Code	REVENUES Item	Prior Year Budget	Proposed Budget	
				Line Amounts	Totals					Line Amounts	Totals
1	320000	Estimated Fund Balance, July 1		*****		40	429000	Other County			
2						41	420000	TOTAL COUNTY	0.00	*****	0.00
3	411100	Taxes - General M & O				42					
4	411200	Taxes - Supplemental				43	431100	Base Support Program			
5	411300	Taxes - Emergency				44	431200	Transportation Support			
6	411400	Taxes - Tort				45	431400	Exceptional Child/SED Support			
7	411500	Taxes - Cooperative				46	431500	Border Tuition Support			
8	411600	Taxes - Tuition				47	431600	Tuition Equivalency			
9	411700	Taxes - Migrant				48	431800	Benefit Apportionment			
10	411900	Taxes - Other				49	431900	Other State Support			
11	412100	Taxes - Plant Facility				50	432100	Driver Education Program			
12	412500	Taxes - Bond & Interest				51	432400	Professional Technical Program			
13		TOTAL TAXES	0.00	*****	0.00	52	437000	Lottery/Additional State Maintenance			
14	413000	Penalty: Delinquent Taxes				53	438000	Revenue in Lieu of/Tax Replacement			
15						54	439000	Other State Revenue			
16	414100	Tuition From Individuals				55	430000	TOTAL STATE	0.00	*****	0.00
17	414200	Tuition From Districts in Idaho				56					
18	414300	Tuition From Out of State Districts				57					
19						58	442000	Indirect Unrestricted Federal			
20	415000	Earnings on Investments				59	443000	Direct Restricted Federal			
21						60	445100	Title I - ESEA			
22	416100	School Food Service				61	445200	Title VI, ESEA - Innovative Practices Program			
23	416200	Meal Sales: Non-reimbur.				62	445300	Perkins III - Vocational Technical Act			
24	416900	Other Food Sales				63	445400	Adult Education			
25						64	445500	Child Nutrition Reimbursement			
26	417100	Admissions/Activities				65	445600	IDEA Part B (School Age & Preschool)			
27	417200	Bookstore Sales				66	445900	Other Indirect Federal Programs	395,912.00	413,202.00	
28	417300	Clubs, Org. Dues, Etc.				67	448200	Impact Aid - P.L. 874			
29	417400	School Fees & Charges				68	440000	TOTAL FEDERAL	395,912.00	*****	413,202.00
30	417900	Other Student Revenues				69					
31						70	451000	Proceeds: Bonds, Capital Leases, et. al.			
32	418100	Community Service				71	453000	Sale of Fixed Assets			
33						72	450000	TOTAL OTHER	0.00	*****	0.00
34	419100	Rentals				73					
35	419200	Contributions/Donations				74		TOTAL REVENUES	395,912.00	*****	413,202.00
36	419300	Transportation Fees				75					
37	419900	Other Local				76	460000	TRANSFERS IN			0.00
38		TOTAL OTHER LOCAL	0.00	*****	0.00	77					
39	410000	TOTAL LOCAL (Line 13 + 38)	0.00	*****	0.00		400000	TOTAL BALANCE + REVENUES + TRANSFERS (Lines 1 + 74 + 76)	\$395,912.00	*****	\$413,202.00

**TWIN FALLS SCHOOL DISTRICT #411  
AMENDED BUDGET 2022-2023**

82

S.D.E.

**BUDGET  
EXPENDITURES**

TITLE II-A, ESSA - SUPPORTING EFFECTIVE INSTRUCTION

July 1, 2022 - June 30, 2023

FUND NO: 271

NOTE: Round each entry to the nearest dollar amount.

Line	Code	EXPENDITURES Functions/Programs	Prior Year Budget	Proposed Budget	100 Salaries	200 Benefits	300 Purchased Services	400 Supplies Materials	500 Capital Objects	600 Debt Retirement	700 Insurance- Judgment	800 Transfers
1	512	Elementary School Program		\$0.00								
2	515	Secondary School Program		\$0.00								
3	517	Alternative School Program		\$0.00								
4	519	Vocational-Technical Program		\$0.00								
5	521	Special Education Program		\$0.00								
6	522	Special Education Preschool Program		\$0.00								
7	524	Gifted & Talented Program		\$0.00								
8	531	Interscholastic Program		\$0.00								
9	532	School Activity Program		\$0.00								
10	541	Summer School Program		\$0.00								
11	542	Adult School Program		\$0.00								
12	546	Detention Center Program		\$0.00								
13												
14	500	TOTAL INSTRUCTION	\$0.00	\$0.00	\$0.00	\$0.00	\$0.00	\$0.00	\$0.00	\$0.00	\$0.00	\$0.00
15												
16	611	Attendance-Guidance-Health Program		\$0.00								
17	616	Special Education Support Services Prog		\$0.00								
18												
19	621	Instruction Improvement Program	358,912.00	\$413,202.00	289,910.00	101,837.00	14,056.00	7,399.00				
20	622	Educational Media Program		\$0.00								
21	623	Instruction-Related Technology Program		\$0.00								
22	631	Board of Education Program		\$0.00								
23	632	District Administration Program		\$0.00								
24												
25	641	School Administration Program		\$0.00								
26												
27	651	Business Operation Program		\$0.00								
28	655	Central Service Program		\$0.00								
29	656	Administrative Technology Services Prog		\$0.00								
30	661	Buildings-Care Program (Custodial)		\$0.00								
31	663	Maintenance - Non Student Occupied		\$0.00								
32	664	Maintenance - Student Occupied Bldgs		\$0.00								
33	665	Maintenance - Grounds		\$0.00								
34	667	Security Program		\$0.00								
35												
36	681	Pupil - To School Trans. Program		\$0.00								
37	682	Pupil - Activity Trans. Program		\$0.00								
38	683	General Transportation Program		\$0.00								
		Subtotal (carried over to page b)	358,912.00	413,202.00	289,910.00	101,837.00	14,056.00	7,399.00	0.00	0.00	0.00	0.00

**TWIN FALLS SCHOOL DISTRICT #411  
AMENDED BUDGET 2022-2023**

83

S.D.E.

**BUDGET  
EXPENDITURES**

July 1, 2022 - June 30, 2023

TITLE II-A, ESSA - SUPPORTING EFFECTIVE INSTRUCTION

FUND NO: 271

NOTE: Round each entry to the nearest dollar amount.

Line	Code	EXPENDITURES Functions/Programs	Prior Year Budget	Proposed Budget	100 Salaries	200 Benefits	300 Purchased Services	400 Supplies Materials	500 Capital Objects	600 Debt Retirement	700 Insurance- Judgment	800 Transfers
39	691	Other Support Services Program		\$0.00								
40												
41	600	TOTAL SUPPORT SERVICES	\$358,912.00	\$413,202.00	\$289,910.00	\$101,837.00	\$14,056.00	\$7,399.00	\$0.00	\$0.00	\$0.00	\$0.00
42												
44	710	Child Nutrition Program		0.00								
45	720	Community Services Program		0.00								
46	730	Enterprise Operations		0.00								
47	740	Student Activity Program		0.00								
48												
49	700	TOTAL NON-INSTRUCTION	\$0.00	\$0.00	\$0.00	\$0.00	\$0.00	\$0.00	\$0.00	\$0.00	\$0.00	\$0.00
50												
51	810	Capital Assets - Student Occupied		0.00								
52	811	Capital Assets - NonStudent Occupied		0.00								
53												
54	800	TOTAL CAPITAL ASSET PROGRAMS	\$0.00	\$0.00	\$0.00	\$0.00	\$0.00	\$0.00	\$0.00	\$0.00	\$0.00	\$0.00
55												
56	911	Debt Services Program - Principal		0.00								
57	912	Debt Services Program - Interest		0.00								
58	913	Debt Services Program - Refunded Debt		0.00								
59	920	Transfers Out		0.00								
60												
61	900	TOTAL OTHER SERVICES	\$0.00	\$0.00	\$0.00	\$0.00	\$0.00	\$0.00	\$0.00	\$0.00	\$0.00	\$0.00
62												
63		TOTAL EXPENDITURES										
64		(Lines 14+41+48+53+60)	\$358,912.00	\$413,202.00	\$289,910.00	\$101,837.00	\$14,056.00	\$7,399.00	\$0.00	\$0.00	\$0.00	\$0.00
65												
66												
67												
68												
69		TOTAL APPROPRIATION	\$358,912.00	\$413,202.00								
70		(Line 63 + line 66)										
71												
72												
73		<b>BUDGET SUMMARY</b>										
74												
75		Beginning Fund Balance	0.00	0.00								
76		Revenues + Transfers In	395,912.00	413,202.00								
77		TOTAL REVENUE (lines 74 + 75)	395,912.00	413,202.00								
78												
79		Total Appropriation	358,912.00	413,202.00								
80		Unappropriated Balance	37,000.00	0.00								
81		TOTAL APPROPRIATION (lines 78 + 79)	\$395,912.00	\$413,202.00								

**BUDGET SUMMARY:**

The total on line 77 must equal the total on line 81.



**TWIN FALLS SCHOOL DISTRICT #411  
AMENDED BUDGET 2022-2023**

84

S.D.E.

**BUDGET  
REVENUES**

July 1, 2022 - June 30, 2023

REFUGEE SCHOOL IMPACT GRANT

FUND NO: 275

NOTE: Round each entry to the nearest dollar amount.

Line	Code	REVENUES Item	Prior Year Budget	Proposed Line Amounts	Budget Totals	Line	Code	REVENUES Item	Prior Year Budget	Proposed Line Amounts	Budget Totals
1	320000	Estimated Fund Balance, July 1		*****		40	429000	Other County			
2						41	420000	TOTAL COUNTY	0.00	*****	0.00
3	411100	Taxes - General M & O				42					
4	411200	Taxes - Supplemental				43	431100	Base Support Program			
5	411300	Taxes - Emergency				44	431200	Transportation Support			
6	411400	Taxes - Tort				45	431400	Exceptional Child/SED Support			
7	411500	Taxes - Cooperative				46	431500	Border Tuition Support			
8	411600	Taxes - Tuition				47	431600	Tuition Equivalency			
9	411700	Taxes - Migrant				48	431800	Benefit Apportionment			
10	411900	Taxes - Other				49	431900	Other State Support			
11	412100	Taxes - Plant Facility				50	432100	Driver Education Program			
12	412500	Taxes - Bond & Interest				51	432400	Professional Technical Program			
13		TOTAL TAXES	0.00	*****	0.00	52	437000	Lottery/Additional State Maintenance			
14	413000	Penalty: Delinquent Taxes				53	438000	Revenue in Lieu of/Tax Replacement			
15						54	439000	Other State Revenue			
16	414100	Tuition From Individuals				55	430000	TOTAL STATE	0.00	*****	0.00
17	414200	Tuition From Districts in Idaho				56					
18	414300	Tuition From Out of State Districts				57					
19						58	442000	Indirect Unrestricted Federal			
20	415000	Earnings on Investments				59	443000	Direct Restricted Federal			
21						60	445100	Title I - ESEA			
22	416100	School Food Service				61	445200	Title VI, ESEA - Innovative Practices Program			
23	416200	Meal Sales: Non-reimbur.				62	445300	Perkins III - Vocational Technical Act			
24	416900	Other Food Sales				63	445400	Adult Education			
25						64	445500	Child Nutrition Reimbursement			
26	417100	Admissions/Activities				65	445600	IDEA Part B (School Age & Preschool)			
27	417200	Bookstore Sales				66	445900	Other Indirect Federal Programs	161,424.00	198,295.00	
28	417300	Clubs, Org. Dues, Etc.				67	448200	Impact Aid - P.L. 874			
29	417400	School Fees & Charges				68	440000	TOTAL FEDERAL	161,424.00	*****	198,295.00
30	417900	Other Student Revenues				69					
31						70	451000	Proceeds: Bonds, Capital Leases, et. al.			
32	418100	Community Service				71	453000	Sale of Fixed Assets			
33						72	450000	TOTAL OTHER	0.00	*****	0.00
34	419100	Rentals				73					
35	419200	Contributions/Donations				74		TOTAL REVENUES	161,424.00	*****	198,295.00
36	419300	Transportation Fees				75					
37	419900	Other Local				76	460000	TRANSFERS IN			0.00
38		TOTAL OTHER LOCAL	0.00	*****	0.00	77					
39	410000	TOTAL LOCAL (Line 13 + 38)	0.00	*****	0.00		400000	TOTAL BALANCE + REVENUES + TRANSFERS (Lines 1 + 74 + 76)	\$161,424.00	*****	\$198,295.00

**TWIN FALLS SCHOOL DISTRICT #411  
AMENDED BUDGET 2022-2023**

85

S.D.E.

**BUDGET  
EXPENDITURES**

REFUGEE SCHOOL IMPACT GRANT

July 1, 2022 - June 30, 2023

FUND NO: 275

NOTE: Round each entry to the nearest dollar amount.

EXPENDITURES			Prior Year	Proposed	100	200	300	400	500	600	700	800
Line	Code	Functions/Programs	Budget	Budget	Salaries	Benefits	Purchased Services	Supplies Materials	Capital Objects	Debt Retirement	Insurance-Judgment	Transfers
1	512	Elementary School Program	\$74,635.00	\$112,239.00	\$86,950.00	\$23,519.00	\$1,770.00					
2	515	Secondary School Program	66,813.00	\$75,827.00	53,478.00	20,579.00	1,770.00					
3	517	Alternative School Program		\$0.00								
4	519	Vocational-Technical Program		\$0.00								
5	521	Special Education Program		\$0.00								
6	522	Special Education Preschool Program		\$0.00								
7	524	Gifted & Talented Program		\$0.00								
8	531	Interscholastic Program		\$0.00								
9	532	School Activity Program		\$0.00								
10	541	Summer School Program		\$0.00								
11	542	Adult School Program		\$0.00								
12	546	Detention Center Program		\$0.00								
13												
14	500	TOTAL INSTRUCTION	\$141,448.00	\$188,066.00	\$140,428.00	\$44,098.00	\$3,540.00	\$0.00	\$0.00	\$0.00	\$0.00	\$0.00
15												
16	611	Attendance-Guidance-Health Program		\$0.00								
17	616	Special Education Support Services Prog		\$0.00								
18												
19	621	Instruction Improvement Program	19,976.00	\$10,229.00			3,540.00	6,689.00				
20	622	Educational Media Program		\$0.00								
21	623	Instruction-Related Technology Program		\$0.00								
22	631	Board of Education Program		\$0.00								
23	632	District Administration Program		\$0.00								
24												
25	641	School Administration Program		\$0.00								
26												
27	651	Business Operation Program		\$0.00								
28	655	Central Service Program		\$0.00								
29	656	Administrative Technology Services Prog		\$0.00								
30	661	Buildings-Care Program (Custodial)		\$0.00								
31	663	Maintenance - Non Student Occupied		\$0.00								
32	664	Maintenance - Student Occupied Bldgs		\$0.00								
33	665	Maintenance - Grounds		\$0.00								
34	667	Security Program		\$0.00								
35												
36	681	Pupil - To School Trans. Program		\$0.00								
37	682	Pupil - Activity Trans. Program		\$0.00								
38	683	General Transportation Program		\$0.00								
		Subtotal (carried over to page b)	19,976.00	10,229.00	0.00	0.00	3,540.00	6,689.00	0.00	0.00	0.00	0.00

R:\Finance\Annual Budget\Amended 2022-2023\2023-Amended Budget.xlsm]275 E1

**TWIN FALLS SCHOOL DISTRICT #411  
AMENDED BUDGET 2022-2023**

86

S.D.E.

**BUDGET  
EXPENDITURES**  
July 1, 2022 - June 30, 2023

REFUGEE SCHOOL IMPACT GRANT  
FUND NO: 275

NOTE: Round each entry to the nearest dollar amount.

Line	Code	EXPENDITURES Functions/Programs	Prior Year Budget	Proposed Budget	100 Salaries	200 Benefits	300 Purchased Services	400 Supplies Materials	500 Capital Objects	600 Debt Retirement	700 Insurance- Judgment	800 Transfers
39	691	Other Support Services Program		\$0.00								
40												
41	600	TOTAL SUPPORT SERVICES	\$19,976.00	\$10,229.00	\$0.00	\$0.00	\$3,540.00	\$6,689.00	\$0.00	\$0.00	\$0.00	\$0.00
42												
44	710	Child Nutrition Program		0.00								
45	720	Community Services Program		0.00								
46	730	Enterprise Operations		0.00								
47	740	Student Activity Program		0.00								
48												
49	700	TOTAL NON-INSTRUCTION	\$0.00	\$0.00	\$0.00	\$0.00	\$0.00	\$0.00	\$0.00	\$0.00	\$0.00	\$0.00
50												
51	810	Capital Assets - Student Occupied		0.00								
52	811	Capital Assets - NonStudent Occupied		0.00								
53												
54	800	TOTAL CAPITAL ASSET PROGRAMS	\$0.00	\$0.00	\$0.00	\$0.00	\$0.00	\$0.00	\$0.00	\$0.00	\$0.00	\$0.00
55												
56	911	Debt Services Program - Principal		0.00								
57	912	Debt Services Program - Interest		0.00								
58	913	Debt Services Program - Refunded Debt		0.00								
59	920	Transfers Out		0.00								
60												
61	900	TOTAL OTHER SERVICES	\$0.00	\$0.00	\$0.00	\$0.00	\$0.00	\$0.00	\$0.00	\$0.00	\$0.00	\$0.00
62												
63		TOTAL EXPENDITURES										
64		(Lines 14+41+48+53+60)	\$161,424.00	\$198,295.00	\$140,428.00	\$44,098.00	\$7,080.00	\$6,689.00	\$0.00	\$0.00	\$0.00	\$0.00
65												
66												
67												
68												
69		TOTAL APPROPRIATION	\$161,424.00	\$198,295.00								
70		(Line 63 + line 66)										
71												
72												
73		<b>BUDGET SUMMARY</b>										
74												
75		Beginning Fund Balance	0.00	0.00								
76		Revenues + Transfers In	161,424.00	198,295.00								
77		TOTAL REVENUE (lines 74 + 75)	161,424.00	198,295.00								
78												
79		Total Appropriation	161,424.00	198,295.00								
80		Unappropriated Balance	0.00	0.00								
81		TOTAL APPROPRIATION (lines 78 + 79)	\$161,424.00	\$198,295.00								

**BUDGET SUMMARY:**

The total on line 77 must equal the total on line 81.

**TWIN FALLS SCHOOL DISTRICT #411  
AMENDED BUDGET 2022-2023**

87

S.D.E.

**BUDGET  
REVENUES**

July 1, 2022 - June 30, 2023

EMERGENCY IMMIGRANT

FUND NO: 277

NOTE: Round each entry to the nearest dollar amount.

Line	Code	REVENUES Item	Prior Year Budget	Proposed Line Amounts	Budget Totals	Line	Code	REVENUES Item	Prior Year Budget	Proposed Line Amounts	Budget Totals
1	320000	Estimated Fund Balance, July 1		*****		40	429000	Other County			
2						41	420000	TOTAL COUNTY	0.00	*****	0.00
3	411100	Taxes - General M & O				42					
4	411200	Taxes - Supplemental				43	431100	Base Support Program			
5	411300	Taxes - Emergency				44	431200	Transportation Support			
6	411400	Taxes - Tort				45	431400	Exceptional Child/SED Support			
7	411500	Taxes - Cooperative				46	431500	Border Tuition Support			
8	411600	Taxes - Tuition				47	431600	Tuition Equivalency			
9	411700	Taxes - Migrant				48	431800	Benefit Apportionment			
10	411900	Taxes - Other				49	431900	Other State Support			
11	412100	Taxes - Plant Facility				50	432100	Driver Education Program			
12	412500	Taxes - Bond & Interest				51	432400	Professional Technical Program			
13		TOTAL TAXES	0.00	*****	0.00	52	437000	Lottery/Additional State Maintenance			
14	413000	Penalty: Delinquent Taxes				53	438000	Revenue in Lieu of/Tax Replacement			
15						54	439000	Other State Revenue			
16	414100	Tuition From Individuals				55	430000	TOTAL STATE	0.00	*****	0.00
17	414200	Tuition From Districts in Idaho				56					
18	414300	Tuition From Out of State Districts				57					
19						58	442000	Indirect Unrestricted Federal			
20	415000	Earnings on Investments				59	443000	Direct Restricted Federal			
21						60	445100	Title I - ESEA			
22	416100	School Food Service				61	445200	Title VI, ESEA - Innovative Practices Program			
23	416200	Meal Sales: Non-reimbur.				62	445300	Perkins III - Vocational Technical Act			
24	416900	Other Food Sales				63	445400	Adult Education			
25						64	445500	Child Nutrition Reimbursement			
26	417100	Admissions/Activities				65	445600	IDEA Part B (School Age & Preschool)			
27	417200	Bookstore Sales				66	445900	Other Indirect Federal Programs		26,449.00	
28	417300	Clubs, Org. Dues, Etc.				67	448200	Impact Aid - P.L. 874			
29	417400	School Fees & Charges				68	440000	TOTAL FEDERAL	0.00	*****	26,449.00
30	417900	Other Student Revenues				69					
31						70	451000	Proceeds: Bonds, Capital Leases, et. al.			
32	418100	Community Service				71	453000	Sale of Fixed Assets			
33						72	450000	TOTAL OTHER	0.00	*****	0.00
34	419100	Rentals				73					
35	419200	Contributions/Donations				74		TOTAL REVENUES	0.00	*****	26,449.00
36	419300	Transportation Fees				75					
37	419900	Other Local				76	460000	TRANSFERS IN			0.00
38		TOTAL OTHER LOCAL	0.00	*****	0.00	77					
39	410000	TOTAL LOCAL (Line 13 + 38)	0.00	*****	0.00		400000	TOTAL BALANCE + REVENUES + TRANSFERS (Lines 1 + 74 + 76)	\$0.00	*****	\$26,449.00

## 88

## BUDGET EXPENDITURES

EMERGENCY IMMIGRANT  
FUND NO: 277

NOTE: Round each entry to the nearest dollar amount.

R:\Finance\Annual Budget\Amended 2022-2023\[2023-Amended Budget.xlsm]277 E1

**TWIN FALLS SCHOOL DISTRICT #411  
AMENDED BUDGET 2022-2023**

89

S.D.E.

**BUDGET  
EXPENDITURES**

July 1, 2022 - June 30, 2023

EMERGENCY IMMIGRANT

FUND NO: 277

NOTE: Round each entry to the nearest dollar amount.

Line	Code	EXPENDITURES Functions/Programs	Prior Year Budget	Proposed Budget	100 Salaries	200 Benefits	300 Purchased Services	400 Supplies Materials	500 Capital Objects	600 Debt Retirement	700 Insurance- Judgment	800 Transfers
39	691	Other Support Services Program		\$0.00								
40												
41	600	TOTAL SUPPORT SERVICES	\$0.00	\$26,449.00	\$0.00	\$0.00	\$26,449.00	\$0.00	\$0.00	\$0.00	\$0.00	\$0.00
42												
44	710	Child Nutrition Program		0.00								
45	720	Community Services Program		0.00								
46	730	Enterprise Operations		0.00								
47	740	Student Activity Program		0.00								
48												
49	700	TOTAL NON-INSTRUCTION	\$0.00	\$0.00	\$0.00	\$0.00	\$0.00	\$0.00	\$0.00	\$0.00	\$0.00	\$0.00
50												
51	810	Capital Assets - Student Occupied		0.00								
52	811	Capital Assets - NonStudent Occupied		0.00								
53												
54	800	TOTAL CAPITAL ASSET PROGRAMS	\$0.00	\$0.00	\$0.00	\$0.00	\$0.00	\$0.00	\$0.00	\$0.00	\$0.00	\$0.00
55												
56	911	Debt Services Program - Principal		0.00								
57	912	Debt Services Program - Interest		0.00								
58	913	Debt Services Program - Refunded Debt		0.00								
59	920	Transfers Out		0.00								
60												
61	900	TOTAL OTHER SERVICES	\$0.00	\$0.00	\$0.00	\$0.00	\$0.00	\$0.00	\$0.00	\$0.00	\$0.00	\$0.00
62												
63		TOTAL EXPENDITURES										
64		(Lines 14+41+48+53+60)	\$0.00	\$26,449.00	\$0.00	\$0.00	\$26,449.00	\$0.00	\$0.00	\$0.00	\$0.00	\$0.00
65												
66												
67												
68												
69		TOTAL APPROPRIATION	\$0.00	\$26,449.00								
70		(Line 63 + line 66)										
71												
72												
73		<b>BUDGET SUMMARY</b>										
74												
75		Beginning Fund Balance	0.00	0.00								
76		Revenues + Transfers In	0.00	26,449.00								
77		TOTAL REVENUE (lines 74 + 75)	0.00	26,449.00								
78												
79		Total Appropriation	0.00	26,449.00								
80		Unappropriated Balance	0.00	0.00								
81		TOTAL APPROPRIATION (lines 78 + 79)	\$0.00	\$26,449.00								

**BUDGET SUMMARY:**

The total on line 77 must equal the total on line 81.

**TWIN FALLS SCHOOL DISTRICT #411  
AMENDED BUDGET 2022-2023**

90

S.D.E.

**BUDGET  
REVENUES**

July 1, 2022 - June 30, 2023

ICRF - GOVERNOR'S FUNDS

FUND NO: 278

NOTE: Round each entry to the nearest dollar amount.

Line	Code	REVENUES Item	Prior Year Budget	Proposed Line Amounts	Budget Totals	Line	Code	REVENUES Item	Prior Year Budget	Proposed Line Amounts	Budget Totals
1	320000	Estimated Fund Balance, July 1		*****		40	429000	Other County			
2						41	420000	TOTAL COUNTY	0.00	*****	0.00
3	411100	Taxes - General M & O				42					
4	411200	Taxes - Supplemental				43	431100	Base Support Program			
5	411300	Taxes - Emergency				44	431200	Transportation Support			
6	411400	Taxes - Tort				45	431400	Exceptional Child/SED Support			
7	411500	Taxes - Cooperative				46	431500	Border Tuition Support			
8	411600	Taxes - Tuition				47	431600	Tuition Equivalency			
9	411700	Taxes - Migrant				48	431800	Benefit Apportionment			
10	411900	Taxes - Other				49	431900	Other State Support			
11	412100	Taxes - Plant Facility				50	432100	Driver Education Program			
12	412500	Taxes - Bond & Interest				51	432400	Professional Technical Program			
13		TOTAL TAXES	0.00	*****	0.00	52	437000	Lottery/Additional State Maintenance			
14	413000	Penalty: Delinquent Taxes				53	438000	Revenue in Lieu of/Tax Replacement			
15						54	439000	Other State Revenue			
16	414100	Tuition From Individuals				55	430000	TOTAL STATE	0.00	*****	0.00
17	414200	Tuition From Districts in Idaho				56					
18	414300	Tuition From Out of State Districts				57					
19						58	442000	Indirect Unrestricted Federal			
20	415000	Earnings on Investments				59	443000	Direct Restricted Federal			
21						60	445100	Title I - ESEA			
22	416100	School Food Service				61	445200	Title VI, ESEA - Innovative Practices Program			
23	416200	Meal Sales: Non-reimbur.				62	445300	Perkins III - Vocational Technical Act			
24	416900	Other Food Sales				63	445400	Adult Education			
25						64	445500	Child Nutrition Reimbursement			
26	417100	Admissions/Activities				65	445600	IDEA Part B (School Age & Preschool)			
27	417200	Bookstore Sales				66	445900	Other Indirect Federal Programs	312,520.00		
28	417300	Clubs, Org. Dues, Etc.				67	448200	Impact Aid - P.L. 874			
29	417400	School Fees & Charges				68	440000	TOTAL FEDERAL	312,520.00	*****	0.00
30	417900	Other Student Revenues				69					
31						70	451000	Proceeds: Bonds, Capital Leases, et. al.			
32	418100	Community Service				71	453000	Sale of Fixed Assets			
33						72	450000	TOTAL OTHER	0.00	*****	0.00
34	419100	Rentals				73					
35	419200	Contributions/Donations				74		TOTAL REVENUES	312,520.00	*****	0.00
36	419300	Transportation Fees				75					
37	419900	Other Local				76	460000	TRANSFERS IN			0.00
38		TOTAL OTHER LOCAL	0.00	*****	0.00	77					
39	410000	TOTAL LOCAL (Line 13 + 38)	0.00	*****	0.00		400000	TOTAL BALANCE + REVENUES + TRANSFERS (Lines 1 + 74 + 76)	\$312,520.00	*****	\$0.00

**TWIN FALLS SCHOOL DISTRICT #411  
AMENDED BUDGET 2022-2023**

91

S.D.E.

**BUDGET  
EXPENDITURES**

July 1, 2022 - June 30, 2023

ICRF - GOVERNOR'S FUNDS

FUND NO: 278

NOTE: Round each entry to the nearest dollar amount.

EXPENDITURES			Prior Year	Proposed	100	200	300	400	500	600	700	800
Line	Code	Functions/Programs	Budget	Budget	Salaries	Benefits	Purchased Services	Supplies Materials	Capital Objects	Debt Retirement	Insurance-Judgment	Transfers
1	512	Elementary School Program	\$24,418.00	\$0.00								
2	515	Secondary School Program	24,418.00	\$0.00								
3	517	Alternative School Program		\$0.00								
4	519	Vocational-Technical Program		\$0.00								
5	521	Special Education Program		\$0.00								
6	522	Special Education Preschool Program		\$0.00								
7	524	Gifted & Talented Program		\$0.00								
8	531	Interscholastic Program		\$0.00								
9	532	School Activity Program		\$0.00								
10	541	Summer School Program		\$0.00								
11	542	Adult School Program		\$0.00								
12	546	Detention Center Program		\$0.00								
13												
14	500	TOTAL INSTRUCTION	\$48,836.00	\$0.00	\$0.00	\$0.00	\$0.00	\$0.00	\$0.00	\$0.00	\$0.00	\$0.00
15												
16	611	Attendance-Guidance-Health Program		\$0.00								
17	616	Special Education Support Services Prog		\$0.00								
18												
19	621	Instruction Improvement Program	263,684.00	\$0.00								
20	622	Educational Media Program		\$0.00								
21	623	Instruction-Related Technology Program		\$0.00								
22	631	Board of Education Program		\$0.00								
23	632	District Administration Program		\$0.00								
24												
25	641	School Administration Program		\$0.00								
26												
27	651	Business Operation Program		\$0.00								
28	655	Central Service Program		\$0.00								
29	656	Administrative Technology Services Prog		\$0.00								
30	661	Buildings-Care Program (Custodial)		\$0.00								
31	663	Maintenance - Non Student Occupied		\$0.00								
32	664	Maintenance - Student Occupied Bldgs		\$0.00								
33	665	Maintenance - Grounds		\$0.00								
34	667	Security Program		\$0.00								
35												
36	681	Pupil - To School Trans. Program		\$0.00								
37	682	Pupil - Activity Trans. Program		\$0.00								
38	683	General Transportation Program		\$0.00								
		Subtotal (carried over to page b)	263,684.00	0.00	0.00	0.00	0.00	0.00	0.00	0.00	0.00	0.00



**TWIN FALLS SCHOOL DISTRICT #411  
AMENDED BUDGET 2022-2023**

92

S.D.E.

**BUDGET  
EXPENDITURES**

July 1, 2022 - June 30, 2023

ICRF - GOVERNOR'S FUNDS

FUND NO: 278

NOTE: Round each entry to the nearest dollar amount.

Line	Code	EXPENDITURES Functions/Programs	Prior Year Budget	Proposed Budget	100 Salaries	200 Benefits	300 Purchased Services	400 Supplies Materials	500 Capital Objects	600 Debt Retirement	700 Insurance- Judgment	800 Transfers
39	691	Other Support Services Program		\$0.00								
40												
41	600	TOTAL SUPPORT SERVICES	\$263,684.00	\$0.00	\$0.00	\$0.00	\$0.00	\$0.00	\$0.00	\$0.00	\$0.00	\$0.00
42												
44	710	Child Nutrition Program		0.00								
45	720	Community Services Program		0.00								
46	730	Enterprise Operations		0.00								
47	740	Student Activity Program		0.00								
48												
49	700	TOTAL NON-INSTRUCTION	\$0.00	\$0.00	\$0.00	\$0.00	\$0.00	\$0.00	\$0.00	\$0.00	\$0.00	\$0.00
50												
51	810	Capital Assets - Student Occupied		0.00								
52	811	Capital Assets - NonStudent Occupied		0.00								
53												
54	800	TOTAL CAPITAL ASSET PROGRAMS	\$0.00	\$0.00	\$0.00	\$0.00	\$0.00	\$0.00	\$0.00	\$0.00	\$0.00	\$0.00
55												
56	911	Debt Services Program - Principal		0.00								
57	912	Debt Services Program - Interest		0.00								
58	913	Debt Services Program - Refunded Debt		0.00								
59	920	Transfers Out		0.00								
60												
61	900	TOTAL OTHER SERVICES	\$0.00	\$0.00	\$0.00	\$0.00	\$0.00	\$0.00	\$0.00	\$0.00	\$0.00	\$0.00
62												
63		TOTAL EXPENDITURES										
64		(Lines 14+41+48+53+60)	\$312,520.00	\$0.00	\$0.00	\$0.00	\$0.00	\$0.00	\$0.00	\$0.00	\$0.00	\$0.00
65												
66												
67												
68												
69		TOTAL APPROPRIATION	\$312,520.00	\$0.00								
70		(Line 63 + line 66)										
71												
72												
73		<b>BUDGET SUMMARY</b>										
74												
75		Beginning Fund Balance	0.00	0.00								
76		Revenues + Transfers In	312,520.00	0.00								
77		TOTAL REVENUE (lines 74 + 75)	312,520.00	0.00								
78												
79		Total Appropriation	312,520.00	0.00								
80		Unappropriated Balance										
81		TOTAL APPROPRIATION (lines 78 + 79)	\$312,520.00	\$0.00								

**BUDGET SUMMARY:**

The total on line 77 must equal the total on line 81.

**TWIN FALLS SCHOOL DISTRICT #411  
AMENDED BUDGET 2022-2023**

93

S.D.E.

**BUDGET  
REVENUES**

July 1, 2022 - June 30, 2023

GEAR UP  
FUND NO: 280

NOTE: Round each entry to the nearest dollar amount.

Line	Code	REVENUES Item	Prior Year Budget	Proposed Line Amounts	Budget Totals	Line	Code	REVENUES Item	Prior Year Budget	Proposed Line Amounts	Budget Totals
1	320000	Estimated Fund Balance, July 1		*****		40	429000	Other County			
2						41	420000	TOTAL COUNTY	0.00	*****	0.00
3	411100	Taxes - General M & O				42					
4	411200	Taxes - Supplemental				43	431100	Base Support Program			
5	411300	Taxes - Emergency				44	431200	Transportation Support			
6	411400	Taxes - Tort				45	431400	Exceptional Child/SED Support			
7	411500	Taxes - Cooperative				46	431500	Border Tuition Support			
8	411600	Taxes - Tuition				47	431600	Tuition Equivalency			
9	411700	Taxes - Migrant				48	431800	Benefit Apportionment			
10	411900	Taxes - Other				49	431900	Other State Support	16,506.00		
11	412100	Taxes - Plant Facility				50	432100	Driver Education Program			
12	412500	Taxes - Bond & Interest				51	432400	Professional Technical Program			
13		TOTAL TAXES	0.00	*****	0.00	52	437000	Lottery/Additional State Maintenance			
14	413000	Penalty: Delinquent Taxes				53	438000	Revenue in Lieu of/Tax Replacement			
15						54	439000	Other State Revenue			
16	414100	Tuition From Individuals				55	430000	TOTAL STATE	16,506.00	*****	0.00
17	414200	Tuition From Districts in Idaho				56					
18	414300	Tuition From Out of State Districts				57					
19						58	442000	Indirect Unrestricted Federal			
20	415000	Earnings on Investments				59	443000	Direct Restricted Federal			
21						60	445100	Title I - ESEA			
22	416100	School Food Service				61	445200	Title VI, ESEA - Innovative Practices Program			
23	416200	Meal Sales: Non-reimbur.				62	445300	Perkins III - Vocational Technical Act			
24	416900	Other Food Sales				63	445400	Adult Education			
25						64	445500	Child Nutrition Reimbursement			
26	417100	Admissions/Activities				65	445600	IDEA Part B (School Age & Preschool)			
27	417200	Bookstore Sales				66	445900	Other Indirect Federal Programs	85,047.00	99,717.00	
28	417300	Clubs, Org. Dues, Etc.				67	448200	Impact Aid - P.L. 874			
29	417400	School Fees & Charges				68	440000	TOTAL FEDERAL	85,047.00	*****	99,717.00
30	417900	Other Student Revenues				69					
31						70	451000	Proceeds: Bonds, Capital Leases, et. al.			
32	418100	Community Service				71	453000	Sale of Fixed Assets			
33						72	450000	TOTAL OTHER	0.00	*****	0.00
34	419100	Rentals				73					
35	419200	Contributions/Donations				74		TOTAL REVENUES	101,553.00	*****	99,717.00
36	419300	Transportation Fees				75					
37	419900	Other Local				76	460000	TRANSFERS IN			0.00
38		TOTAL OTHER LOCAL	0.00	*****	0.00	77					
39	410000	TOTAL LOCAL (Line 13 + 38)	0.00	*****	0.00		400000	TOTAL BALANCE + REVENUES + TRANSFERS (Lines 1 + 74 + 76)	\$101,553.00	*****	\$99,717.00

## 94

## BUDGET EXPENDITURES

GEAR UP  
FUND NO: 280

		EXPENDITURES	Prior Year	Proposed	100	200	300	400	500	600	700	800
Line	Code	Functions/Programs	Budget	Budget	Salaries	Benefits	Purchased Services	Supplies Materials	Capital Objects	Debt Retirement	Insurance-Judgment	Transfers
1	512	Elementary School Program		\$0.00								
2	515	Secondary School Program		\$0.00								
3	517	Alternative School Program		\$0.00								
4	519	Vocational-Technical Program		\$0.00								
5	521	Special Education Program		\$0.00								
6	522	Special Education Preschool Program		\$0.00								
7	524	Gifted & Talented Program		\$0.00								
8	531	Interscholastic Program		\$0.00								
9	532	School Activity Program		\$0.00								
10	541	Summer School Program		\$0.00								
11	542	Adult School Program		\$0.00								
12	546	Detention Center Program		\$0.00								
13												
14	500	TOTAL INSTRUCTION	\$0.00	\$0.00	\$0.00	\$0.00	\$0.00	\$0.00	\$0.00	\$0.00	\$0.00	\$0.00
15												
16	611	Attendance-Guidance-Health Program		\$0.00								
17	616	Special Education Support Services Prog		\$0.00								
18												
19	621	Instruction Improvement Program	92,607.00	\$87,698.00	50,668.00	21,711.00	10,477.00	4,842.00				
20	622	Educational Media Program		\$0.00								
21	623	Instruction-Related Technology Program		\$0.00								
22	631	Board of Education Program		\$0.00								
23	632	District Administration Program		\$0.00								
24												
25	641	School Administration Program		\$0.00								
26												
27	651	Business Operation Program		\$0.00								
28	655	Central Service Program		\$0.00								
29	656	Administrative Technology Services Prog		\$0.00								
30	661	Buildings-Care Program (Custodial)		\$0.00								
31	663	Maintenance - Non Student Occupied		\$0.00								
32	664	Maintenance - Student Occupied Bldgs		\$0.00								
33	665	Maintenance - Grounds		\$0.00								
34	667	Security Program		\$0.00								
35												
36	681	Pupil - To School Trans. Program		\$0.00								
37	682	Pupil - Activity Trans. Program	8,946.00	\$12,019.00			12,019.00					
38	683	General Transportation Program		\$0.00								
R:\Finance\Annual Budget\Amended 2022-2023\2023-Amended Budget.xlsm]280 E1												
		Subtotal (carried over to page b)	101,553.00	99,717.00	50,668.00	21,711.00	22,496.00	4,842.00	0.00	0.00	0.00	0.00

**TWIN FALLS SCHOOL DISTRICT #411  
AMENDED BUDGET 2022-2023**

95

S.D.E.

**BUDGET  
EXPENDITURES**  
July 1, 2022 - June 30, 2023

GEAR UP  
FUND NO: 280

NOTE: Round each entry to the nearest dollar amount.

Line	Code	EXPENDITURES Functions/Programs	Prior Year Budget	Proposed Budget	100 Salaries	200 Benefits	300 Purchased Services	400 Supplies Materials	500 Capital Objects	600 Debt Retirement	700 Insurance- Judgment	800 Transfers
39	691	Other Support Services Program		\$0.00								
40												
41	600	TOTAL SUPPORT SERVICES	\$101,553.00	\$99,717.00	\$50,668.00	\$21,711.00	\$22,496.00	\$4,842.00	\$0.00	\$0.00	\$0.00	\$0.00
42												
44	710	Child Nutrition Program		0.00								
45	720	Community Services Program		0.00								
46	730	Enterprise Operations		0.00								
47	740	Student Activity Program		0.00								
48												
49	700	TOTAL NON-INSTRUCTION	\$0.00	\$0.00	\$0.00	\$0.00	\$0.00	\$0.00	\$0.00	\$0.00	\$0.00	\$0.00
50												
51	810	Capital Assets - Student Occupied		0.00								
52	811	Capital Assets - NonStudent Occupied		0.00								
53												
54	800	TOTAL CAPITAL ASSET PROGRAMS	\$0.00	\$0.00	\$0.00	\$0.00	\$0.00	\$0.00	\$0.00	\$0.00	\$0.00	\$0.00
55												
56	911	Debt Services Program - Principal		0.00								
57	912	Debt Services Program - Interest		0.00								
58	913	Debt Services Program - Refunded Debt		0.00								
59	920	Transfers Out		0.00								
60												
61	900	TOTAL OTHER SERVICES	\$0.00	\$0.00	\$0.00	\$0.00	\$0.00	\$0.00	\$0.00	\$0.00	\$0.00	\$0.00
62												
63		TOTAL EXPENDITURES										
64		(Lines 14+41+48+53+60)	\$101,553.00	\$99,717.00	\$50,668.00	\$21,711.00	\$22,496.00	\$4,842.00	\$0.00	\$0.00	\$0.00	\$0.00
65												
66												
67												
68												
69		TOTAL APPROPRIATION	\$101,553.00	\$99,717.00								
70		(Line 63 + line 66)										
71												
72												
73		<b>BUDGET SUMMARY</b>										
74												
75		Beginning Fund Balance	0.00	0.00								
76		Revenues + Transfers In	101,553.00	99,717.00								
77		TOTAL REVENUE (lines 74 + 75)	101,553.00	99,717.00								
78												
79		Total Appropriation	101,553.00	99,717.00								
80		Unappropriated Balance	0.00	0.00								
81		TOTAL APPROPRIATION (lines 78 + 79)	\$101,553.00	\$99,717.00								

**BUDGET SUMMARY:**

The total on line 77 must equal the total on line 81.

**TWIN FALLS SCHOOL DISTRICT #411  
AMENDED BUDGET 2022-2023**

96

S.D.E.

**BUDGET  
REVENUES**

July 1, 2022 - June 30, 2023

GOVERNOR'S LEARNING LOSS GRANT

FUND NO: 281

NOTE: Round each entry to the nearest dollar amount.

Line	Code	REVENUES Item	Prior Year Budget	Proposed Line Amounts	Budget Totals	Line	Code	REVENUES Item	Prior Year Budget	Proposed Line Amounts	Budget Totals
1	320000	Estimated Fund Balance, July 1		*****		40	429000	Other County			
2						41	420000	TOTAL COUNTY	0.00	*****	0.00
3	411100	Taxes - General M & O				42					
4	411200	Taxes - Supplemental				43	431100	Base Support Program			
5	411300	Taxes - Emergency				44	431200	Transportation Support			
6	411400	Taxes - Tort				45	431400	Exceptional Child/SED Support			
7	411500	Taxes - Cooperative				46	431500	Border Tuition Support			
8	411600	Taxes - Tuition				47	431600	Tuition Equivalency			
9	411700	Taxes - Migrant				48	431800	Benefit Apportionment			
10	411900	Taxes - Other				49	431900	Other State Support			
11	412100	Taxes - Plant Facility				50	432100	Driver Education Program			
12	412500	Taxes - Bond & Interest				51	432400	Professional Technical Program			
13		TOTAL TAXES	0.00	*****	0.00	52	437000	Lottery/Additional State Maintenance			
14	413000	Penalty: Delinquent Taxes				53	438000	Revenue in Lieu of/Tax Replacement			
15						54	439000	Other State Revenue			
16	414100	Tuition From Individuals				55	430000	TOTAL STATE	0.00	*****	0.00
17	414200	Tuition From Districts in Idaho				56					
18	414300	Tuition From Out of State Districts				57					
19						58	442000	Indirect Unrestricted Federal			
20	415000	Earnings on Investments				59	443000	Direct Restricted Federal			
21						60	445100	Title I - ESEA			
22	416100	School Food Service				61	445200	Title VI, ESEA - Innovative Practices Program			
23	416200	Meal Sales: Non-reimbur.				62	445300	Perkins III - Vocational Technical Act			
24	416900	Other Food Sales				63	445400	Adult Education			
25						64	445500	Child Nutrition Reimbursement			
26	417100	Admissions/Activities				65	445600	IDEA Part B (School Age & Preschool)			
27	417200	Bookstore Sales				66	445900	Other Indirect Federal Programs	970,195.00		
28	417300	Clubs, Org. Dues, Etc.				67	448200	Impact Aid - P.L. 874			
29	417400	School Fees & Charges				68	440000	TOTAL FEDERAL	970,195.00	*****	0.00
30	417900	Other Student Revenues				69					
31						70	451000	Proceeds: Bonds, Capital Leases, et. al.			
32	418100	Community Service				71	453000	Sale of Fixed Assets			
33						72	450000	TOTAL OTHER	0.00	*****	0.00
34	419100	Rentals				73					
35	419200	Contributions/Donations				74		TOTAL REVENUES	970,195.00	*****	0.00
36	419300	Transportation Fees				75					
37	419900	Other Local				76	460000	TRANSFERS IN			0.00
38		TOTAL OTHER LOCAL	0.00	*****	0.00	77					
39	410000	TOTAL LOCAL (Line 13 + 38)	0.00	*****	0.00		400000	TOTAL BALANCE + REVENUES + TRANSFERS (Lines 1 + 74 + 76)	\$970,195.00	*****	\$0.00

**TWIN FALLS SCHOOL DISTRICT #411  
AMENDED BUDGET 2022-2023**

97

S.D.E.

**BUDGET  
EXPENDITURES**

GOVERNOR'S LEARNING LOSS GRANT

July 1, 2022 - June 30, 2023

FUND NO: 281

NOTE: Round each entry to the nearest dollar amount.

Line	Code	EXPENDITURES Functions/Programs	Prior Year Budget	Proposed Budget	100 Salaries	200 Benefits	300 Purchased Services	400 Supplies Materials	500 Capital Objects	600 Debt Retirement	700 Insurance- Judgment	800 Transfers
1	512	Elementary School Program		\$0.00								
2	515	Secondary School Program		\$0.00								
3	517	Alternative School Program		\$0.00								
4	519	Vocational-Technical Program		\$0.00								
5	521	Special Education Program		\$0.00								
6	522	Special Education Preschool Program		\$0.00								
7	524	Gifted & Talented Program		\$0.00								
8	531	Interscholastic Program		\$0.00								
9	532	School Activity Program		\$0.00								
10	541	Summer School Program		\$0.00								
11	542	Adult School Program		\$0.00								
12	546	Detention Center Program		\$0.00								
13												
14	500	TOTAL INSTRUCTION	\$0.00	\$0.00	\$0.00	\$0.00	\$0.00	\$0.00	\$0.00	\$0.00	\$0.00	\$0.00
15												
16	611	Attendance-Guidance-Health Program		\$0.00								
17	616	Special Education Support Services Prog		\$0.00								
18												
19	621	Instruction Improvement Program	970,195.00	\$0.00								
20	622	Educational Media Program		\$0.00								
21	623	Instruction-Related Technology Program		\$0.00								
22	631	Board of Education Program		\$0.00								
23	632	District Administration Program		\$0.00								
24												
25	641	School Administration Program		\$0.00								
26												
27	651	Business Operation Program		\$0.00								
28	655	Central Service Program		\$0.00								
29	656	Administrative Technology Services Prog		\$0.00								
30	661	Buildings-Care Program (Custodial)		\$0.00								
31	663	Maintenance - Non Student Occupied		\$0.00								
32	664	Maintenance - Student Occupied Bldgs		\$0.00								
33	665	Maintenance - Grounds		\$0.00								
34	667	Security Program		\$0.00								
35												
36	681	Pupil - To School Trans. Program		\$0.00								
37	682	Pupil - Activity Trans. Program		\$0.00								
38	683	General Transportation Program		\$0.00								
		Subtotal (carried over to page b)	970,195.00	0.00	0.00	0.00	0.00	0.00	0.00	0.00	0.00	0.00

**TWIN FALLS SCHOOL DISTRICT #411  
AMENDED BUDGET 2022-2023**

98

S.D.E.

**BUDGET  
EXPENDITURES**  
July 1, 2022 - June 30, 2023

GOVERNOR'S LEARNING LOSS GRANT  
FUND NO: 281

NOTE: Round each entry to the nearest dollar amount.

Line	Code	EXPENDITURES Functions/Programs	Prior Year Budget	Proposed Budget	100 Salaries	200 Benefits	300 Purchased Services	400 Supplies Materials	500 Capital Objects	600 Debt Retirement	700 Insurance- Judgment	800 Transfers
39	691	Other Support Services Program		\$0.00								
40												
41	600	TOTAL SUPPORT SERVICES	\$970,195.00	\$0.00	\$0.00	\$0.00	\$0.00	\$0.00	\$0.00	\$0.00	\$0.00	\$0.00
42												
44	710	Child Nutrition Program		0.00								
45	720	Community Services Program		0.00								
46	730	Enterprise Operations		0.00								
47	740	Student Activity Program		0.00								
48												
49	700	TOTAL NON-INSTRUCTION	\$0.00	\$0.00	\$0.00	\$0.00	\$0.00	\$0.00	\$0.00	\$0.00	\$0.00	\$0.00
50												
51	810	Capital Assets - Student Occupied		0.00								
52	811	Capital Assets - NonStudent Occupied		0.00								
53												
54	800	TOTAL CAPITAL ASSET PROGRAMS	\$0.00	\$0.00	\$0.00	\$0.00	\$0.00	\$0.00	\$0.00	\$0.00	\$0.00	\$0.00
55												
56	911	Debt Services Program - Principal		0.00								
57	912	Debt Services Program - Interest		0.00								
58	913	Debt Services Program - Refunded Debt		0.00								
59	920	Transfers Out		0.00								
60												
61	900	TOTAL OTHER SERVICES	\$0.00	\$0.00	\$0.00	\$0.00	\$0.00	\$0.00	\$0.00	\$0.00	\$0.00	\$0.00
62												
63		TOTAL EXPENDITURES										
64		(Lines 14+41+48+53+60)	\$970,195.00	\$0.00	\$0.00	\$0.00	\$0.00	\$0.00	\$0.00	\$0.00	\$0.00	\$0.00
65												
66												
67												
68												
69		TOTAL APPROPRIATION	\$970,195.00	\$0.00								
70		(Line 63 + line 66)										
71												
72												
73		<b>BUDGET SUMMARY</b>										
74												
75		Beginning Fund Balance	0.00	0.00								
76		Revenues + Transfers In	970,195.00	0.00								
77		TOTAL REVENUE (lines 74 + 75)	970,195.00	0.00								
78												
79		Total Appropriation	970,195.00	0.00								
80		Unappropriated Balance	0.00	0.00								
81		TOTAL APPROPRIATION (lines 78 + 79)	\$970,195.00	\$0.00								

**BUDGET SUMMARY:**

The total on line 77 must equal the total on line 81.

**TWIN FALLS SCHOOL DISTRICT #411  
AMENDED BUDGET 2022-2023**

99

S.D.E.

**BUDGET  
REVENUES**

July 1, 2022 - June 30, 2023

CULTIVATING READERS GRANT

FUND NO: 282

NOTE: Round each entry to the nearest dollar amount.

Line	Code	REVENUES Item	Prior Year Budget	Proposed Line Amounts	Budget Totals	Line	Code	REVENUES Item	Prior Year Budget	Proposed Line Amounts	Budget Totals
1	320000	Estimated Fund Balance, July 1		*****		40	429000	Other County			
2						41	420000	TOTAL COUNTY	0.00	*****	0.00
3	411100	Taxes - General M & O				42					
4	411200	Taxes - Supplemental				43	431100	Base Support Program			
5	411300	Taxes - Emergency				44	431200	Transportation Support			
6	411400	Taxes - Tort				45	431400	Exceptional Child/SED Support			
7	411500	Taxes - Cooperative				46	431500	Border Tuition Support			
8	411600	Taxes - Tuition				47	431600	Tuition Equivalency			
9	411700	Taxes - Migrant				48	431800	Benefit Apportionment			
10	411900	Taxes - Other				49	431900	Other State Support			
11	412100	Taxes - Plant Facility				50	432100	Driver Education Program			
12	412500	Taxes - Bond & Interest				51	432400	Professional Technical Program			
13		TOTAL TAXES	0.00	*****	0.00	52	437000	Lottery/Additional State Maintenance			
14	413000	Penalty: Delinquent Taxes				53	438000	Revenue in Lieu of/Tax Replacement			
15						54	439000	Other State Revenue			
16	414100	Tuition From Individuals				55	430000	TOTAL STATE	0.00	*****	0.00
17	414200	Tuition From Districts in Idaho				56					
18	414300	Tuition From Out of State Districts				57					
19						58	442000	Indirect Unrestricted Federal			
20	415000	Earnings on Investments				59	443000	Direct Restricted Federal			
21						60	445100	Title I - ESEA			
22	416100	School Food Service				61	445200	Title VI, ESEA - Innovative Practices Program			
23	416200	Meal Sales: Non-reimbur.				62	445300	Perkins III - Vocational Technical Act			
24	416900	Other Food Sales				63	445400	Adult Education			
25						64	445500	Child Nutrition Reimbursement			
26	417100	Admissions/Activities				65	445600	IDEA Part B (School Age & Preschool)			
27	417200	Bookstore Sales				66	445900	Other Indirect Federal Programs	15,815.00		
28	417300	Clubs, Org. Dues, Etc.				67	448200	Impact Aid - P.L. 874			
29	417400	School Fees & Charges				68	440000	TOTAL FEDERAL	15,815.00	*****	0.00
30	417900	Other Student Revenues				69					
31						70	451000	Proceeds: Bonds, Capital Leases, et. al.			
32	418100	Community Service				71	453000	Sale of Fixed Assets			
33						72	450000	TOTAL OTHER	0.00	*****	0.00
34	419100	Rentals				73					
35	419200	Contributions/Donations				74		TOTAL REVENUES	15,815.00	*****	0.00
36	419300	Transportation Fees				75					
37	419900	Other Local				76	460000	TRANSFERS IN			0.00
38		TOTAL OTHER LOCAL	0.00	*****	0.00	77					
39	410000	TOTAL LOCAL (Line 13 + 38)	0.00	*****	0.00		400000	TOTAL BALANCE + REVENUES + TRANSFERS (Lines 1 + 74 + 76)	\$15,815.00	*****	\$0.00



**TWIN FALLS SCHOOL DISTRICT #411  
AMENDED BUDGET 2022-2023**

100

S.D.E.

**BUDGET  
EXPENDITURES**

July 1, 2022 - June 30, 2023

CULTIVATING READERS GRANT

FUND NO: 282

NOTE: Round each entry to the nearest dollar amount.

Line	Code	EXPENDITURES Functions/Programs	Prior Year Budget	Proposed Budget	100 Salaries	200 Benefits	300 Purchased Services	400 Supplies Materials	500 Capital Objects	600 Debt Retirement	700 Insurance- Judgment	800 Transfers
1	512	Elementary School Program		\$0.00								
2	515	Secondary School Program		\$0.00								
3	517	Alternative School Program		\$0.00								
4	519	Vocational-Technical Program		\$0.00								
5	521	Special Education Program		\$0.00								
6	522	Special Education Preschool Program		\$0.00								
7	524	Gifted & Talented Program		\$0.00								
8	531	Interscholastic Program		\$0.00								
9	532	School Activity Program		\$0.00								
10	541	Summer School Program		\$0.00								
11	542	Adult School Program		\$0.00								
12	546	Detention Center Program		\$0.00								
13												
14	500	TOTAL INSTRUCTION	\$0.00	\$0.00	\$0.00	\$0.00	\$0.00	\$0.00	\$0.00	\$0.00	\$0.00	\$0.00
15												
16	611	Attendance-Guidance-Health Program		\$0.00								
17	616	Special Education Support Services Prog		\$0.00								
18												
19	621	Instruction Improvement Program	15,465.00	\$0.00								
20	622	Educational Media Program		\$0.00								
21	623	Instruction-Related Technology Program		\$0.00								
22	631	Board of Education Program		\$0.00								
23	632	District Administration Program		\$0.00								
24												
25	641	School Administration Program		\$0.00								
26												
27	651	Business Operation Program		\$0.00								
28	655	Central Service Program		\$0.00								
29	656	Administrative Technology Services Prog		\$0.00								
30	661	Buildings-Care Program (Custodial)		\$0.00								
31	663	Maintenance - Non Student Occupied		\$0.00								
32	664	Maintenance - Student Occupied Bldgs		\$0.00								
33	665	Maintenance - Grounds		\$0.00								
34	667	Security Program		\$0.00								
35												
36	681	Pupil - To School Trans. Program		\$0.00								
37	682	Pupil - Activity Trans. Program		\$0.00								
38	683	General Transportation Program		\$0.00								
		Subtotal (carried over to page b)	15,465.00	0.00	0.00	0.00	0.00	0.00	0.00	0.00	0.00	0.00

**TWIN FALLS SCHOOL DISTRICT #411  
AMENDED BUDGET 2022-2023**

101

S.D.E.

**BUDGET  
EXPENDITURES**

July 1, 2022 - June 30, 2023

CULTIVATING READERS GRANT

FUND NO: 282

NOTE: Round each entry to the nearest dollar amount.

Line	Code	EXPENDITURES Functions/Programs	Prior Year Budget	Proposed Budget	100 Salaries	200 Benefits	300 Purchased Services	400 Supplies Materials	500 Capital Objects	600 Debt Retirement	700 Insurance- Judgment	800 Transfers
39	691	Other Support Services Program		\$0.00								
40												
41	600	TOTAL SUPPORT SERVICES	\$15,465.00	\$0.00	\$0.00	\$0.00	\$0.00	\$0.00	\$0.00	\$0.00	\$0.00	\$0.00
42												
44	710	Child Nutrition Program		0.00								
45	720	Community Services Program	350.00	0.00								
46	730	Enterprise Operations		0.00								
47	740	Student Activity Program		0.00								
48												
49	700	TOTAL NON-INSTRUCTION	\$350.00	\$0.00	\$0.00	\$0.00	\$0.00	\$0.00	\$0.00	\$0.00	\$0.00	\$0.00
50												
51	810	Capital Assets - Student Occupied		0.00								
52	811	Capital Assets - NonStudent Occupied		0.00								
53												
54	800	TOTAL CAPITAL ASSET PROGRAMS	\$0.00	\$0.00	\$0.00	\$0.00	\$0.00	\$0.00	\$0.00	\$0.00	\$0.00	\$0.00
55												
56	911	Debt Services Program - Principal		0.00								
57	912	Debt Services Program - Interest		0.00								
58	913	Debt Services Program - Refunded Debt		0.00								
59	920	Transfers Out		0.00								
60												
61	900	TOTAL OTHER SERVICES	\$0.00	\$0.00	\$0.00	\$0.00	\$0.00	\$0.00	\$0.00	\$0.00	\$0.00	\$0.00
62												
63		TOTAL EXPENDITURES										
64		(Lines 14+41+48+53+60)	\$15,815.00	\$0.00	\$0.00	\$0.00	\$0.00	\$0.00	\$0.00	\$0.00	\$0.00	\$0.00
65												
66												
67												
68												
69		TOTAL APPROPRIATION	\$15,815.00	\$0.00								
70		(Line 63 + line 66)										
71												
72												
73		<b>BUDGET SUMMARY</b>										
74												
75		Beginning Fund Balance	0.00	0.00								
76		Revenues + Transfers In	15,815.00	0.00								
77		TOTAL REVENUE (lines 74 + 75)	15,815.00	0.00								
78												
79		Total Appropriation	15,815.00	0.00								
80		Unappropriated Balance	0.00	0.00								
81		TOTAL APPROPRIATION (lines 78 + 79)	\$15,815.00	\$0.00								

**BUDGET SUMMARY:**

The total on line 77 must equal the total on line 81.

**TWIN FALLS SCHOOL DISTRICT #411  
AMENDED BUDGET 2022-2023**

102

S.D.E.

**BUDGET  
REVENUES**

July 1, 2022 - June 30, 2023

CORONAVIRUS STATE AND LOCAL FISCAL RECOVERY

FUND NO: 283

NOTE: Round each entry to the nearest dollar amount.

Line	Code	REVENUES Item	Prior Year Budget	Proposed Line Amounts	Budget Totals	Line	Code	REVENUES Item	Prior Year Budget	Proposed Line Amounts	Budget Totals
1	320000	Estimated Fund Balance, July 1		*****		40	429000	Other County			
2						41	420000	TOTAL COUNTY	0.00	*****	0.00
3	411100	Taxes - General M & O				42					
4	411200	Taxes - Supplemental				43	431100	Base Support Program			
5	411300	Taxes - Emergency				44	431200	Transportation Support			
6	411400	Taxes - Tort				45	431400	Exceptional Child/SED Support			
7	411500	Taxes - Cooperative				46	431500	Border Tuition Support			
8	411600	Taxes - Tuition				47	431600	Tuition Equivalency			
9	411700	Taxes - Migrant				48	431800	Benefit Apportionment			
10	411900	Taxes - Other				49	431900	Other State Support			
11	412100	Taxes - Plant Facility				50	432100	Driver Education Program			
12	412500	Taxes - Bond & Interest				51	432400	Professional Technical Program			
13		TOTAL TAXES	0.00	*****	0.00	52	437000	Lottery/Additional State Maintenance			
14	413000	Penalty: Delinquent Taxes				53	438000	Revenue in Lieu of/Tax Replacement			
15						54	439000	Other State Revenue			
16	414100	Tuition From Individuals				55	430000	TOTAL STATE	0.00	*****	0.00
17	414200	Tuition From Districts in Idaho				56					
18	414300	Tuition From Out of State Districts				57					
19						58	442000	Indirect Unrestricted Federal			
20	415000	Earnings on Investments				59	443000	Direct Restricted Federal			
21						60	445100	Title I - ESEA			
22	416100	School Food Service				61	445200	Title VI, ESEA - Innovative Practices Program			
23	416200	Meal Sales: Non-reimbur.				62	445300	Perkins III - Vocational Technical Act			
24	416900	Other Food Sales				63	445400	Adult Education			
25						64	445500	Child Nutrition Reimbursement			
26	417100	Admissions/Activities				65	445600	IDEA Part B (School Age & Preschool)			
27	417200	Bookstore Sales				66	445900	Other Indirect Federal Programs	1,032,696.00	1,020,066.00	
28	417300	Clubs, Org. Dues, Etc.				67	448200	Impact Aid - P.L. 874			
29	417400	School Fees & Charges				68	440000	TOTAL FEDERAL	1,032,696.00	*****	1,020,066.00
30	417900	Other Student Revenues				69					
31						70	451000	Proceeds: Bonds, Capital Leases, et. al.			
32	418100	Community Service				71	453000	Sale of Fixed Assets			
33						72	450000	TOTAL OTHER	0.00	*****	0.00
34	419100	Rentals				73					
35	419200	Contributions/Donations				74		TOTAL REVENUES	1,032,696.00	*****	1,020,066.00
36	419300	Transportation Fees				75					
37	419900	Other Local				76	460000	TRANSFERS IN			0.00
38		TOTAL OTHER LOCAL	0.00	*****	0.00	77					
39	410000	TOTAL LOCAL (Line 13 + 38)	0.00	*****	0.00		400000	TOTAL BALANCE + REVENUES + TRANSFERS (Lines 1 + 74 + 76)	#####	*****	#####

**TWIN FALLS SCHOOL DISTRICT #411  
AMENDED BUDGET 2022-2023**

103

S.D.E.

**BUDGET  
EXPENDITURES**

CORONAVIRUS STATE AND LOCAL FISCAL RECOVERY

July 1, 2022 - June 30, 2023

FUND NO: 283

NOTE: Round each entry to the nearest dollar amount.

Line	Code	EXPENDITURES Functions/Programs	Prior Year Budget	Proposed Budget	100 Salaries	200 Benefits	300 Purchased Services	400 Supplies Materials	500 Capital Objects	600 Debt Retirement	700 Insurance- Judgment	800 Transfers
1	512	Elementary School Program		\$399,687.00	\$333,993.00	\$65,694.00						
2	515	Secondary School Program		\$401,961.00	335,709.00	66,252.00						
3	517	Alternative School Program		\$30,118.00	25,152.00	4,966.00						
4	519	Vocational-Technical Program		\$0.00								
5	521	Special Education Program		\$74,451.00	62,216.00	12,235.00						
6	522	Special Education Preschool Program		\$0.00								
7	524	Gifted & Talented Program		\$3,634.00	3,027.00	607.00						
8	531	Interscholastic Program		\$0.00								
9	532	School Activity Program		\$0.00								
10	541	Summer School Program		\$0.00								
11	542	Adult School Program		\$0.00								
12	546	Detention Center Program		\$1,961.00	1,634.00	327.00						
13												
14	500	TOTAL INSTRUCTION	\$0.00	\$911,812.00	\$761,731.00	\$150,081.00	\$0.00	\$0.00	\$0.00	\$0.00	\$0.00	\$0.00
15												
16	611	Attendance-Guidance-Health Program		\$53,371.00	44,545.00	8,826.00						
17	616	Special Education Support Services Prog		\$26,936.00	22,599.00	4,337.00						
18												
19	621	Instruction Improvement Program		\$27,914.00	23,398.00	4,516.00						
20	622	Educational Media Program		\$33.00	20.00	13.00						
21	623	Instruction-Related Technology Program		\$0.00								
22	631	Board of Education Program		\$0.00								
23	632	District Administration Program		\$0.00								
24												
25	641	School Administration Program		\$0.00								
26												
27	651	Business Operation Program		\$0.00								
28	655	Central Service Program		\$0.00								
29	656	Administrative Technology Services Prog		\$0.00								
30	661	Buildings-Care Program (Custodial)		\$0.00								
31	663	Maintenance - Non Student Occupied		\$0.00								
32	664	Maintenance - Student Occupied Bldgs		\$0.00								
33	665	Maintenance - Grounds		\$0.00								
34	667	Security Program		\$0.00								
35												
36	681	Pupil - To School Trans. Program		\$0.00								
37	682	Pupil - Activity Trans. Program		\$0.00								
38	683	General Transportation Program		\$0.00								
		Subtotal (carried over to page b)	0.00	108,254.00	90,562.00	17,692.00	0.00	0.00	0.00	0.00	0.00	0.00

**TWIN FALLS SCHOOL DISTRICT #411  
AMENDED BUDGET 2022-2023**

104

S.D.E.

**BUDGET  
EXPENDITURES**

July 1, 2022 - June 30, 2023

CORONAVIRUS STATE AND LOCAL FISCAL RECOVERY

FUND NO: 283

NOTE: Round each entry to the nearest dollar amount.

Line	Code	EXPENDITURES Functions/Programs	Prior Year Budget	Proposed Budget	100 Salaries	200 Benefits	300 Purchased Services	400 Supplies Materials	500 Capital Objects	600 Debt Retirement	700 Insurance- Judgment	800 Transfers
39	691	Other Support Services Program		\$0.00								
40												
41	600	TOTAL SUPPORT SERVICES	\$0.00	\$108,254.00	\$90,562.00	\$17,692.00	\$0.00	\$0.00	\$0.00	\$0.00	\$0.00	\$0.00
42												
44	710	Child Nutrition Program		0.00								
45	720	Community Services Program	350.00	0.00								
46	730	Enterprise Operations		0.00								
47	740	Student Activity Program		0.00								
48												
49	700	TOTAL NON-INSTRUCTION	\$350.00	\$0.00	\$0.00	\$0.00	\$0.00	\$0.00	\$0.00	\$0.00	\$0.00	\$0.00
50												
51	810	Capital Assets - Student Occupied		0.00								
52	811	Capital Assets - NonStudent Occupied		0.00								
53												
54	800	TOTAL CAPITAL ASSET PROGRAMS	\$0.00	\$0.00	\$0.00	\$0.00	\$0.00	\$0.00	\$0.00	\$0.00	\$0.00	\$0.00
55												
56	911	Debt Services Program - Principal		0.00								
57	912	Debt Services Program - Interest		0.00								
58	913	Debt Services Program - Refunded Debt		0.00								
59	920	Transfers Out		0.00								
60												
61	900	TOTAL OTHER SERVICES	\$0.00	\$0.00	\$0.00	\$0.00	\$0.00	\$0.00	\$0.00	\$0.00	\$0.00	\$0.00
62												
63		TOTAL EXPENDITURES										
64		(Lines 14+41+48+53+60)	\$350.00	\$1,020,066.00	\$852,293.00	\$167,773.00	\$0.00	\$0.00	\$0.00	\$0.00	\$0.00	\$0.00
65												
66												
67												
68												
69		TOTAL APPROPRIATION	\$350.00	\$1,020,066.00								
70		(Line 63 + line 66)										
71												
72												
73		<b>BUDGET SUMMARY</b>										
74												
75		Beginning Fund Balance	0.00	0.00								
76		Revenues + Transfers In	1,032,696.00	1,020,066.00								
77		TOTAL REVENUE (lines 74 + 75)	1,032,696.00	1,020,066.00								
78												
79		Total Appropriation	350.00	1,020,066.00								
80		Unappropriated Balance	1,032,346.00	0.00								
81		TOTAL APPROPRIATION (lines 78 + 79)	\$1,032,696.00	\$1,020,066.00								

**BUDGET SUMMARY:**

The total on line 77 must equal the total on line 81.

**TWIN FALLS SCHOOL DISTRICT #411  
AMENDED BUDGET 2022-2023**

105

S.D.E.

**BUDGET  
REVENUES**

July 1, 2022 - June 30, 2023

TITLE IX-A - EDUCATION FOR THE HOMELESS

FUND NO: 289

NOTE: Round each entry to the nearest dollar amount.

Line	Code	REVENUES Item	Prior Year Budget	Proposed Line Amounts	Budget Totals	Line	Code	REVENUES Item	Prior Year Budget	Proposed Line Amounts	Budget Totals
1	320000	Estimated Fund Balance, July 1		*****		40	429000	Other County			
2						41	420000	TOTAL COUNTY	0.00	*****	0.00
3	411100	Taxes - General M & O				42					
4	411200	Taxes - Supplemental				43	431100	Base Support Program			
5	411300	Taxes - Emergency				44	431200	Transportation Support			
6	411400	Taxes - Tort				45	431400	Exceptional Child/SED Support			
7	411500	Taxes - Cooperative				46	431500	Border Tuition Support			
8	411600	Taxes - Tuition				47	431600	Tuition Equivalency			
9	411700	Taxes - Migrant				48	431800	Benefit Apportionment			
10	411900	Taxes - Other				49	431900	Other State Support			
11	412100	Taxes - Plant Facility				50	432100	Driver Education Program			
12	412500	Taxes - Bond & Interest				51	432400	Professional Technical Program			
13		TOTAL TAXES	0.00	*****	0.00	52	437000	Lottery/Additional State Maintenance			
14	413000	Penalty: Delinquent Taxes				53	438000	Revenue in Lieu of/Tax Replacement			
15						54	439000	Other State Revenue			
16	414100	Tuition From Individuals				55	430000	TOTAL STATE	0.00	*****	0.00
17	414200	Tuition From Districts in Idaho				56					
18	414300	Tuition From Out of State Districts				57					
19						58	442000	Indirect Unrestricted Federal			
20	415000	Earnings on Investments				59	443000	Direct Restricted Federal			
21						60	445100	Title I - ESEA			
22	416100	School Food Service				61	445200	Title VI, ESEA - Innovative Practices Program			
23	416200	Meal Sales: Non-reimbur.				62	445300	Perkins III - Vocational Technical Act			
24	416900	Other Food Sales				63	445400	Adult Education			
25						64	445500	Child Nutrition Reimbursement			
26	417100	Admissions/Activities				65	445600	IDEA Part B (School Age & Preschool)			
27	417200	Bookstore Sales				66	445900	Other Indirect Federal Programs	18,456.00	28,638.00	
28	417300	Clubs, Org. Dues, Etc.				67	448200	Impact Aid - P.L. 874			
29	417400	School Fees & Charges				68	440000	TOTAL FEDERAL	18,456.00	*****	28,638.00
30	417900	Other Student Revenues				69					
31						70	451000	Proceeds: Bonds, Capital Leases, et. al.			
32	418100	Community Service				71	453000	Sale of Fixed Assets			
33						72	450000	TOTAL OTHER	0.00	*****	0.00
34	419100	Rentals				73					
35	419200	Contributions/Donations				74		TOTAL REVENUES	18,456.00	*****	28,638.00
36	419300	Transportation Fees				75					
37	419900	Other Local				76	460000	TRANSFERS IN			0.00
38		TOTAL OTHER LOCAL	0.00	*****	0.00	77					
39	410000	TOTAL LOCAL (Line 13 + 38)	0.00	*****	0.00		400000	TOTAL BALANCE + REVENUES + TRANSFERS (Lines 1 + 74 + 76)	\$18,456.00	*****	\$28,638.00

## 106

## BUDGET EXPENDITURES

## TITLE IX-A - EDUCATION FOR THE HOMELESS

FUND NO: 289

**NOTE: Round each entry to the nearest dollar amount.**

		EXPENDITURES	Prior Year	Proposed	100	200	300	400	500	600	700	800
Line	Code	Functions/Programs	Budget	Budget	Salaries	Benefits	Purchased Services	Supplies Materials	Capital Objects	Debt Retirement	Insurance-Judgment	Transfers
1	512	Elementary School Program		\$0.00								
2	515	Secondary School Program		\$0.00								
3	517	Alternative School Program		\$0.00								
4	519	Vocational-Technical Program		\$0.00								
5	521	Special Education Program		\$0.00								
6	522	Special Education Preschool Program		\$0.00								
7	524	Gifted & Talented Program		\$0.00								
8	531	Interscholastic Program		\$0.00								
9	532	School Activity Program		\$0.00								
10	541	Summer School Program		\$0.00								
11	542	Adult School Program		\$0.00								
12	546	Detention Center Program		\$0.00								
13												
14	500	TOTAL INSTRUCTION	\$0.00	\$0.00	\$0.00	\$0.00	\$0.00	\$0.00	\$0.00	\$0.00	\$0.00	\$0.00
15												
16	611	Attendance-Guidance-Health Program	13,238.00	\$17,540.00	13,100.00	4,440.00						
17	616	Special Education Support Services Prog		\$0.00								
18												
19	621	Instruction Improvement Program	3,202.00	\$11,098.00			6,621.00	4,477.00				
20	622	Educational Media Program		\$0.00								
21	623	Instruction-Related Technology Program		\$0.00								
22	631	Board of Education Program		\$0.00								
23	632	District Administration Program		\$0.00								
24												
25	641	School Administration Program		\$0.00								
26												
27	651	Business Operation Program		\$0.00								
28	655	Central Service Program		\$0.00								
29	656	Administrative Technology Services Prog		\$0.00								
30	661	Buildings-Care Program (Custodial)		\$0.00								
31	663	Maintenance - Non Student Occupied		\$0.00								
32	664	Maintenance - Student Occupied Bldgs		\$0.00								
33	665	Maintenance - Grounds		\$0.00								
34	667	Security Program		\$0.00								
35												
36	681	Pupil - To School Trans. Program		\$0.00								
37	682	Pupil - Activity Trans. Program	2,000.00	\$0.00								
38	683	General Transportation Program		\$0.00								
R:\Finance\Annual Budget\Amended 2022-2023\2023-Amended Budget.xlsm]289 E1												
		Subtotal (carried over to page b)	18,440.00	28,638.00	13,100.00	4,440.00	6,621.00	4,477.00	0.00	0.00	0.00	0.00

**TWIN FALLS SCHOOL DISTRICT #411  
AMENDED BUDGET 2022-2023**

107

S.D.E.

**BUDGET  
EXPENDITURES**

July 1, 2022 - June 30, 2023

TITLE IX-A - EDUCATION FOR THE HOMELESS

FUND NO: 289

NOTE: Round each entry to the nearest dollar amount.

Line	Code	EXPENDITURES Functions/Programs	Prior Year Budget	Proposed Budget	100 Salaries	200 Benefits	300 Purchased Services	400 Supplies Materials	500 Capital Objects	600 Debt Retirement	700 Insurance- Judgment	800 Transfers
39	691	Other Support Services Program		\$0.00								
40												
41	600	TOTAL SUPPORT SERVICES	\$18,440.00	\$28,638.00	\$13,100.00	\$4,440.00	\$6,621.00	\$4,477.00	\$0.00	\$0.00	\$0.00	\$0.00
42												
44	710	Child Nutrition Program		0.00								
45	720	Community Services Program		0.00								
46	730	Enterprise Operations		0.00								
47	740	Student Activity Program		0.00								
48												
49	700	TOTAL NON-INSTRUCTION	\$0.00	\$0.00	\$0.00	\$0.00	\$0.00	\$0.00	\$0.00	\$0.00	\$0.00	\$0.00
50												
51	810	Capital Assets - Student Occupied		0.00								
52	811	Capital Assets - NonStudent Occupied		0.00								
53												
54	800	TOTAL CAPITAL ASSET PROGRAMS	\$0.00	\$0.00	\$0.00	\$0.00	\$0.00	\$0.00	\$0.00	\$0.00	\$0.00	\$0.00
55												
56	911	Debt Services Program - Principal		0.00								
57	912	Debt Services Program - Interest		0.00								
58	913	Debt Services Program - Refunded Debt		0.00								
59	920	Transfers Out		0.00								
60												
61	900	TOTAL OTHER SERVICES	\$0.00	\$0.00	\$0.00	\$0.00	\$0.00	\$0.00	\$0.00	\$0.00	\$0.00	\$0.00
62												
63		TOTAL EXPENDITURES										
64		(Lines 14+41+48+53+60)	\$18,440.00	\$28,638.00	\$13,100.00	\$4,440.00	\$6,621.00	\$4,477.00	\$0.00	\$0.00	\$0.00	\$0.00
65												
66												
67												
68												
69		TOTAL APPROPRIATION	\$18,440.00	\$28,638.00								
70		(Line 63 + line 66)										
71												
72												
73		<b>BUDGET SUMMARY</b>										
74												
75		Beginning Fund Balance	0.00	0.00								
76		Revenues + Transfers In	18,456.00	28,638.00								
77		TOTAL REVENUE (lines 74 + 75)	18,456.00	28,638.00								
78												
79		Total Appropriation	18,440.00	28,638.00								
80		Unappropriated Balance	16.00	0.00								
81		TOTAL APPROPRIATION (lines 78 + 79)	\$18,456.00	\$28,638.00								

**BUDGET SUMMARY:**

The total on line 77 must equal the total on line 81.



**TWIN FALLS SCHOOL DISTRICT #411  
AMENDED BUDGET 2022-2023**

108

S.D.E.

**BUDGET  
REVENUES**  
July 1, 2022 - June 30, 2023

**FEDERAL  
250 THROUGH 289**

NOTE: Round each entry to the nearest dollar amount.

Line	Code	REVENUES Item	Prior Year Budget	Proposed Budget		Line	Code	REVENUES Item	Prior Year Budget	Proposed Budget	
				Line Amounts	Totals					Line Amounts	Totals
1	320000	Estimated Fund Balance, July 1	\$0	*****	\$0	40	429000	Other County	-	-	
2			0	0		41	420000	TOTAL COUNTY	0	*****	0
3	411100	Taxes - General M & O	0	0		42					
4	411200	Taxes - Supplemental	0	0		43	431100	Base Support Program	0	0	
5	411300	Taxes - Emergency	0	0		44	431200	Transportation Support	0	0	
6	411400	Taxes - Tort	0	0		45	431400	Exceptional Child/SED Support	0	0	
7	411500	Taxes - Cooperative	0	0		46	431500	Border Tuition Support	0	0	
8	411600	Taxes - Tuition	0	0		47	431600	Tuition Equivalency	0	0	
9	411700	Taxes - Migrant	0	0		48	431800	Benefit Apportionment	0	0	
10	411900	Taxes - Other	0	0		49	431900	Other State Support	16,506	0	
11	412100	Taxes - Plant Facility	0	0		50	432100	Driver Education Program	0	0	
12	412500	Taxes - Bond & Interest	0	0		51	432400	Professional Technical Program	0	0	
13		TOTAL TAXES	0	*****	0	52	437000	Lottery/Additional State Maintenance	0	0	
14	413000	Penalty: Delinquent Taxes	0	0		53	438000	Revenue in Lieu of/Tax Replacement	0	0	
15						54	439000	Other State Revenue	0	0	
16	414100	Tuition From Individuals	0	0		55	430000	TOTAL STATE	16,506	*****	0
17	414200	Tuition From Districts in Idaho	0	0		56					
18	414300	Tuition From Out of State Districts	0	0		57					
19						58	442000	Indirect Unrestricted Federal	0	0	
20	415000	Earnings on Investments	0	0		59	443000	Direct Restricted Federal	0	0	
21						60	445100	Title I - ESEA	3,216,019	3,311,962	
22	416100	School Food Service	0	0		61	445200	Title VI, ESEA - Innovative Practices Program	218,763	312,017	
23	416200	Meal Sales: Non-reimbur.	0	0		62	445300	Perkins III - Vocational Technical Act	141,420	146,450	
24	416900	Other Food Sales	0	0		63	445400	Adult Education	0	0	
25						64	445500	Child Nutrition Reimbursement	0	0	
26	417100	Admissions/Activities	0	0		65	445600	IDEA Part B (School Age & Preschool)	2,862,119	2,580,558	
27	417200	Bookstore Sales	0	0		66	445900	Other Indirect Federal Programs	25,767,696	19,213,127	
28	417300	Clubs, Org. Dues, Etc.	0	0		67	448200	Impact Aid - P.L. 874	0	0	
29	417400	School Fees & Charges	0	0		68	440000	TOTAL FEDERAL	32,206,017	*****	25,564,114
30	417900	Other Student Revenues	0	0		69					
31						70	451000	Proceeds: Bonds, Capital Leases, et. al.	0	0	
32	418100	Community Service	0	0		71	453000	Sale of Fixed Assets	0	0	
33			0	0		72	450000	TOTAL OTHER	0	*****	0
34	419100	Rentals	0	0		73					
35	419200	Contributions/Donations	0	0		74		TOTAL REVENUES	32,222,523	*****	25,564,114
36	419300	Transportation Fees	0	0		75					
37	419900	Other Local	0	0		76	460000	TRANSFERS IN	335,000	335,000	335,000
38		TOTAL OTHER LOCAL	0	*****	0	77					
39	410000	TOTAL LOCAL (Line 13 + 38)	0	*****	0		400000	TOTAL BALANCE + REVENUES + TRANSFERS (Lines 1 + 74 + 76)	\$32,557,523	*****	\$25,899,114

**TWIN FALLS SCHOOL DISTRICT #411  
AMENDED BUDGET 2022-2023**

109

S.D.E.

**BUDGET  
EXPENDITURES**

July 1, 2022 - June 30, 2023

**FEDERAL  
250 THROUGH 289**

NOTE: Round each entry to the nearest dollar amount.

Line	Code	EXPENDITURES Functions/Programs	Prior Year Budget	Proposed Budget	100 Salaries	200 Benefits	300 Purchased Services	400 Supplies Materials	500 Capital Objects	600 Debt Retirement	700 Insurance- Judgment	800 Transfers
1	512	Elementary School Program	1,325,311	\$2,903,873	\$2,011,814	\$698,924	\$82,244	\$110,891	\$0	\$0	\$0	\$0
2	515	Secondary School Program	737,107	\$2,084,052	1,508,304	379,774	54,211	141,763	0	0	0	0
3	517	Alternative School Program	65,374	\$221,395	149,382	60,259	2,847	8,907	0	0	0	0
4	519	Vocational-Technical Program	0	\$0	0	0	0	0	0	0	0	0
5	521	Special Education Program	1,485,444	\$1,577,311	978,296	395,450	101,692	101,873	0	0	0	0
6	522	Special Education Preschool Program	135,475	\$295,238	191,616	84,360	19,262	0	0	0	0	0
7	524	Gifted & Talented Program	4,830	\$44,562	15,549	2,971	528	25,514	0	0	0	0
8	531	Interscholastic Program	0	\$0	0	0	0	0	0	0	0	0
9	532	School Activity Program	0	\$0	0	0	0	0	0	0	0	0
10	541	Summer School Program	170,859	\$343,420	264,000	79,420	0	0	0	0	0	0
11	542	Adult School Program	0	\$0	0	0	0	0	0	0	0	0
12	546	Detention Center Program	16,767	\$40,906	24,914	15,660	332	0	0	0	0	0
13												
14	500	TOTAL INSTRUCTION	\$3,941,167	\$7,510,757	\$5,143,875	\$1,716,818	\$261,116	\$388,948	\$0	\$0	\$0	\$0
15												
16	611	Attendance-Guidance-Health Program	1,318,934	\$1,138,551	610,793	287,481	227,583	12,694	0	0	0	0
17	616	Special Education Support Services Prog	2,056,056	\$2,036,596	375,599	125,997	1,535,000	0	0	0	0	0
18												
19	621	Instruction Improvement Program	5,623,638	\$5,947,213	963,591	358,486	1,004,728	3,620,408	0	0	0	0
20	622	Educational Media Program	2,000	\$47,293	37,720	8,573	0	1,000	0	0	0	0
21	623	Instruction-Related Technology Program	0	\$0	0	0	0	0	0	0	0	0
22	631	Board of Education Program	0	\$0	0	0	0	0	0	0	0	0
23	632	District Administration Program	65,680	\$176,250	142,420	33,830	0	0	0	0	0	0
24												
25	641	School Administration Program	19,850	\$239,450	194,500	44,950	0	0	0	0	0	0
26												
27	651	Business Operation Program	112,300	\$187,130	6,000	1,130	180,000	0	0	0	0	0
28	655	Central Service Program	0	\$0	0	0	0	0	0	0	0	0
29	656	Administrative Technology Services Prog	0	\$0	0	0	0	0	0	0	0	0
30	661	Buildings-Care Program (Custodial)	2,448,135	\$98,682	76,000	19,400	3,282	0	0	0	0	0
31	663	Maintenance - Non Student Occupied	199,224	\$27,310	22,000	5,310	0	0	0	0	0	0
32	664	Maintenance - Student Occupied Bldgs	415,475	\$38,325	22,000	5,860	0	10,465	0	0	0	0
33	665	Maintenance - Grounds	0	\$0	0	0	0	0	0	0	0	0
34	667	Security Program	129,959	\$248,992	92,000	68,560	14,000	74,432	0	0	0	0
35												
36	681	Pupil - To School Trans. Program	0	\$0	0	0	0	0	0	0	0	0
37	682	Pupil - Activity Trans. Program	181,163	\$67,156	0	0	67,156	0	0	0	0	0
38	683	General Transportation Program	0	\$0	0	0	0	0	0	0	0	0
		Subtotal (carried over to page b)	12,572,414	10,252,948	2,542,623	959,577	3,031,749	3,718,999	0	0	0	0

R:\Finance\Annual Budget\Amended 2022-2023\2023-Amended Budget.xlsm\Federal E1

**TWIN FALLS SCHOOL DISTRICT #411  
AMENDED BUDGET 2022-2023**

110

S.D.E.

**BUDGET  
EXPENDITURES**  
July 1, 2022 - June 30, 2023

**FEDERAL  
250 THROUGH 289**

NOTE: Round each entry to the nearest dollar amount.

Line	Code	EXPENDITURES Functions/Programs	Prior Year Budget	Proposed Budget	100 Salaries	200 Benefits	300 Purchased Services	400 Supplies Materials	500 Capital Objects	600 Debt Retirement	700 Insurance- Judgment	800 Transfers
39	691	Other Support Services Program	\$0	\$0	\$0	\$0	\$0	\$0	\$0	\$0	\$0	\$0
40												
41	600	TOTAL SUPPORT SERVICES	\$12,572,414	\$10,252,948	\$2,542,623	\$959,577	\$3,031,749	\$3,718,999	\$0	\$0	\$0	\$0
42												
44	710	Child Nutrition Program	6,050	59,760	48,000	11,760	0	0	0	0	0	0
45	720	Community Services Program	76,700	80,000	0	0	62,145	17,855	0	0	0	0
46	730	Enterprise Operations	0	0	0	0	0	0	0	0	0	0
47	740	Student Activity Program	0	0	0	0	0	0	0	0	0	0
48												
49	700	TOTAL NON-INSTRUCTION	\$82,750	\$139,760	\$48,000	\$11,760	\$62,145	\$17,855	\$0	\$0	\$0	\$0
50												
51	810	Capital Assets - Student Occupied	27,196	30,677	0	0	0	0	30,677	0	0	0
52	811	Capital Assets - NonStudent Occupied	0	0	0	0	0	0	0	0	0	0
53												
54	800	TOTAL CAPITAL ASSET PROGRAMS	\$27,196	\$30,677	\$0	\$0	\$0	\$0	\$30,677	\$0	\$0	\$0
55												
56	911	Debt Services Program - Principal	0	0	0	0	0	0	0	0	0	0
57	912	Debt Services Program - Interest	0	0	0	0	0	0	0	0	0	0
58	913	Debt Services Program - Refunded Debt	0	0	0	0	0	0	0	0	0	0
59	920	Transfers Out	0	0	0	0	0	0	0	0	0	0
60												
61	900	TOTAL OTHER SERVICES	\$0	\$0	\$0	\$0	\$0	\$0	\$0	\$0	\$0	\$0
62												
63		TOTAL EXPENDITURES										
64		(Lines 14+41+48+53+60)	\$16,623,527	\$17,934,142	\$7,734,498	\$2,688,155	\$3,355,010	\$4,125,802	\$30,677	\$0	\$0	\$0
65												
66												
67												
68												
69		TOTAL APPROPRIATION	\$16,623,527	\$17,934,142								
70		(Line 63 + line 66)										
71												
72												
73		<b>BUDGET SUMMARY</b>										
74												
75		Beginning Fund Balance	0	0								
76		Revenues + Transfers In	32,557,523	25,899,114								
77		TOTAL REVENUE (lines 74 + 75)	32,557,523	25,899,114								
78												
79		Total Appropriation	16,623,527	17,934,142								
80		Unappropriated Balance	15,933,996	7,964,972								
81		TOTAL APPROPRIATION (lines 78 + 79)	\$32,557,523	\$25,899,114								

**BUDGET SUMMARY:**

The total on line 77 must equal the total on line 81.

**TWIN FALLS SCHOOL DISTRICT #411  
AMENDED BUDGET 2022-2023**

111

S.D.E.

**BUDGET  
REVENUES**

July 1, 2022 - June 30, 2023

CHILD NUTRITION  
FUND NO: 290

NOTE: Round each entry to the nearest dollar amount.

Line	Code	REVENUES Item	Prior Year Budget	Proposed Budget		Line	Code	REVENUES Item	Prior Year Budget	Proposed Budget	
				Line Amounts	Totals					Line Amounts	Totals
1	320000	Estimated Fund Balance, July 1		*****	\$1,699,891	40	429000	Other County			
2						41	420000	TOTAL COUNTY	0	*****	0
3	411100	Taxes - General M & O				42					
4	411200	Taxes - Supplemental				43	431100	Base Support Program			
5	411300	Taxes - Emergency				44	431200	Transportation Support			
6	411400	Taxes - Tort				45	431400	Exceptional Child/SED Support			
7	411500	Taxes - Cooperative				46	431500	Border Tuition Support			
8	411600	Taxes - Tuition				47	431600	Tuition Equivalency			
9	411700	Taxes - Migrant				48	431800	Benefit Apportionment			
10	411900	Taxes - Other				49	431900	Other State Support			
11	412100	Taxes - Plant Facility				50	432100	Driver Education Program			
12	412500	Taxes - Bond & Interest				51	432400	Professional Technical Program			
13		TOTAL TAXES	0	*****	0	52	437000	Lottery/Additional State Maintenance			
14	413000	Penalty: Delinquent Taxes				53	438000	Revenue in Lieu of/Tax Replacement			
15						54	439000	Other State Revenue	4,372		
16	414100	Tuition From Individuals				55	430000	TOTAL STATE	4,372	*****	0
17	414200	Tuition From Districts in Idaho				56					
18	414300	Tuition From Out of State Districts				57					
19						58	442000	Indirect Unrestricted Federal			
20	415000	Earnings on Investments	20	959		59	443000	Direct Restricted Federal			
21						60	445100	Title I - ESEA			
22	416100	School Food Service	2,313	390,343		61	445200	Title VI, ESEA - Innovative Practices Program			
23	416200	Meal Sales: Non-reimbur.	28,400	12,095		62	445300	Perkins III - Vocational Technical Act			
24	416900	Other Food Sales	17,000	23,670		63	445400	Adult Education			
25						64	445500	Child Nutrition Reimbursement	5,232,152	3,161,705	
26	417100	Admissions/Activities				65	445600	IDEA Part B (School Age & Preschool)			
27	417200	Bookstore Sales				66	445900	Other Indirect Federal Programs		250,848	
28	417300	Clubs, Org. Dues, Etc.				67	448200	Impact Aid - P.L. 874			
29	417400	School Fees & Charges				68	440000	TOTAL FEDERAL	5,232,152	*****	3,412,553
30	417900	Other Student Revenues				69					
31						70	451000	Proceeds: Bonds, Capital Leases, et. al.			
32	418100	Community Service				71	453000	Sale of Fixed Assets			
33						72	450000	TOTAL OTHER	0	*****	0
34	419100	Rentals				73					
35	419200	Contributions/Donations	3,021			74		TOTAL REVENUES	5,292,278	*****	3,842,350
36	419300	Transportation Fees				75					
37	419900	Other Local	5,000	2,730		76	460000	TRANSFERS IN			0
38		TOTAL OTHER LOCAL	55,754	*****	429,797	77					
39	410000	TOTAL LOCAL (Line 13 + 38)	55,754	*****	429,797		400000	TOTAL BALANCE + REVENUES + TRANSFERS (Lines 1 + 74 + 76)	\$5,292,278	*****	\$5,542,241

**TWIN FALLS SCHOOL DISTRICT #411  
AMENDED BUDGET 2022-2023**

112

S.D.E.

**BUDGET  
EXPENDITURES**

July 1, 2022 - June 30, 2023

CHILD NUTRITION

FUND NO: 290

NOTE: Round each entry to the nearest dollar amount.

Line	Code	EXPENDITURES Functions/Programs	Prior Year Budget	Proposed Budget	100 Salaries	200 Benefits	300 Purchased Services	400 Supplies Materials	500 Capital Objects	600 Debt Retirement	700 Insurance- Judgment	800 Transfers
1	512	Elementary School Program		\$0								
2	515	Secondary School Program		\$0								
3	517	Alternative School Program		\$0								
4	519	Vocational-Technical Program		\$0								
5	521	Special Education Program		\$0								
6	522	Special Education Preschool Program		\$0								
7	524	Gifted & Talented Program		\$0								
8	531	Interscholastic Program		\$0								
9	532	School Activity Program		\$0								
10	541	Summer School Program		\$0								
11	542	Adult School Program		\$0								
12	546	Detention Center Program		\$0								
13												
14	500	TOTAL INSTRUCTION	\$0	\$0	\$0	\$0	\$0	\$0	\$0	\$0	\$0	\$0
15												
16	611	Attendance-Guidance-Health Program		\$0								
17	616	Special Education Support Services Prog		\$0								
18												
19	621	Instruction Improvement Program		\$0								
20	622	Educational Media Program		\$0								
21	623	Instruction-Related Technology Program		\$0								
22	631	Board of Education Program		\$0								
23	632	District Administration Program		\$0								
24												
25	641	School Administration Program		\$0								
26												
27	651	Business Operation Program		\$0								
28	655	Central Service Program		\$0								
29	656	Administrative Technology Services Prog		\$0								
30	661	Buildings-Care Program (Custodial)	9,700	\$10,500			10,500					
31	663	Maintenance - Non Student Occupied		\$0								
32	664	Maintenance - Student Occupied Bldgs		\$0								
33	665	Maintenance - Grounds		\$0								
34	667	Security Program		\$0								
35												
36	681	Pupil - To School Trans. Program		\$0								
37	682	Pupil - Activity Trans. Program		\$0								
38	683	General Transportation Program		\$0								
		<b>Subtotal (carried over to page b)</b>	<b>9,700</b>	<b>10,500</b>	<b>0</b>	<b>0</b>	<b>10,500</b>	<b>0</b>	<b>0</b>	<b>0</b>	<b>0</b>	<b>0</b>

**TWIN FALLS SCHOOL DISTRICT #411  
AMENDED BUDGET 2022-2023**

113

S.D.E.

**BUDGET  
EXPENDITURES**

July 1, 2022 - June 30, 2023

CHILD NUTRITION  
FUND NO: 290

NOTE: Round each entry to the nearest dollar amount.

Line	Code	EXPENDITURES Functions/Programs	Prior Year Budget	Proposed Budget	100 Salaries	200 Benefits	300 Purchased Services	400 Supplies Materials	500 Capital Objects	600 Debt Retirement	700 Insurance- Judgment	800 Transfers
39	691	Other Support Services Program		\$0								
40												
41	600	TOTAL SUPPORT SERVICES	\$9,700	\$10,500	\$0	\$0	\$10,500	\$0	\$0	\$0	\$0	\$0
42												
44	710	Child Nutrition Program	5,167,057	4,583,234	1,365,510	489,500	200,000	2,528,224				
45	720	Community Services Program		0								
46	730	Enterprise Operations		0								
47	740	Student Activity Program		0								
48												
49	700	TOTAL NON-INSTRUCTION	\$5,167,057	\$4,583,234	\$1,365,510	\$489,500	\$200,000	\$2,528,224	\$0	\$0	\$0	\$0
50												
51	810	Capital Assets - Student Occupied		0								
52	811	Capital Assets - NonStudent Occupied		0								
53												
54	800	TOTAL CAPITAL ASSET PROGRAMS	\$0	\$0	\$0	\$0	\$0	\$0	\$0	\$0	\$0	\$0
55												
56	911	Debt Services Program - Principal		0								
57	912	Debt Services Program - Interest		0								
58	913	Debt Services Program - Refunded Debt		0								
59	920	Transfers Out	115,521	0								
60												
61	900	TOTAL OTHER SERVICES	\$115,521	\$0	\$0	\$0	\$0	\$0	\$0	\$0	\$0	\$0
62												
63		TOTAL EXPENDITURES										
64		(Lines 14+41+48+53+60)	\$5,292,278	\$4,593,734	\$1,365,510	\$489,500	\$210,500	\$2,528,224	\$0	\$0	\$0	\$0
65												
66												
67												
68												
69		TOTAL APPROPRIATION	\$5,292,278	\$4,593,734								
70		(Line 63 + line 66)										
71												
72												
73		<b>BUDGET SUMMARY</b>										
74												
75		Beginning Fund Balance	0	1,699,891								
76		Revenues + Transfers In	5,292,278	3,842,350								
77		TOTAL REVENUE (lines 74 + 75)	5,292,278	5,542,241								
78												
79		Total Appropriation	5,292,278	4,593,734								
80		Unappropriated Balance	0	948,507								
81		TOTAL APPROPRIATION (lines 78 + 79)	\$5,292,278	\$5,542,241								

**BUDGET SUMMARY:**

The total on line 77 must equal the total on line 81.

**TWIN FALLS SCHOOL DISTRICT #411  
AMENDED BUDGET 2022-2023**

114

S.D.E.

**BUDGET  
REVENUES**  
July 1, 2022 - June 30, 2023

**BOND REDEMPTION & INTEREST  
FUND NO: 310**

NOTE: Round each entry to the nearest dollar amount.

Line	Code	REVENUES Item	Prior Year Budget	Proposed Budget		Line	Code	REVENUES Item	Prior Year Budget	Proposed Budget	
				Line Amounts	Totals					Line Amounts	Totals
1	320000	Estimated Fund Balance, July 1	\$7,342,091	*****	\$8,323,516	40	429000	Other County			
2						41	420000	TOTAL COUNTY	0	*****	0
3	411100	Taxes - General M & O				42					
4	411200	Taxes - Supplemental				43	431100	Base Support Program			
5	411300	Taxes - Emergency				44	431200	Transportation Support			
6	411400	Taxes - Tort				45	431400	Exceptional Child/SED Support			
7	411500	Taxes - Cooperative				46	431500	Border Tuition Support			
8	411600	Taxes - Tuition				47	431600	Tuition Equivalency			
9	411700	Taxes - Migrant				48	431800	Benefit Apportionment			
10	411900	Taxes - Other				49	431900	Other State Support	1,401,001	1,543,828	
11	412100	Taxes - Plant Facility				50	432100	Driver Education Program			
12	412500	Taxes - Bond & Interest	6,500,000	6,500,000		51	432400	Professional Technical Program			
13		TOTAL TAXES	6,500,000	*****	6,500,000	52	437000	Lottery/Additional State Maintenance			
14	413000	Penalty: Delinquent Taxes	30,000	25,000		53	438000	Revenue in Lieu of/Tax Replacement			
15						54	439000	Other State Revenue			
16	414100	Tuition From Individuals				55	430000	TOTAL STATE	1,401,001	*****	1,543,828
17	414200	Tuition From Districts in Idaho				56					
18	414300	Tuition From Out of State Districts				57					
19						58	442000	Indirect Unrestricted Federal			
20	415000	Earnings on Investments	3,000	103,000		59	443000	Direct Restricted Federal			
21						60	445100	Title I - ESEA			
22	416100	School Food Service				61	445200	Title VI, ESEA - Innovative Practices Program			
23	416200	Meal Sales: Non-reimbur.				62	445300	Perkins III - Vocational Technical Act			
24	416900	Other Food Sales				63	445400	Adult Education			
25						64	445500	Child Nutrition Reimbursement			
26	417100	Admissions/Activities				65	445600	IDEA Part B (School Age & Preschool)			
27	417200	Bookstore Sales				66	445900	Other Indirect Federal Programs			
28	417300	Clubs, Org. Dues, Etc.				67	448200	Impact Aid - P.L. 874			
29	417400	School Fees & Charges				68	440000	TOTAL FEDERAL	0	*****	0
30	417900	Other Student Revenues				69					
31						70	451000	Proceeds: Bonds, Capital Leases, et. al.			
32	418100	Community Service				71	453000	Sale of Fixed Assets			
33						72	450000	TOTAL OTHER	0	*****	0
34	419100	Rentals				73					
35	419200	Contributions/Donations				74		TOTAL REVENUES	7,934,001	*****	8,171,828
36	419300	Transportation Fees				75					
37	419900	Other Local				76	460000	TRANSFERS IN			0
38		TOTAL OTHER LOCAL	33,000	*****	128,000	77					
39	410000	TOTAL LOCAL (Line 13 + 38)	6,533,000	*****	6,628,000		400000	TOTAL BALANCE + REVENUES + TRANSFERS (Lines 1 + 74 + 76)	\$15,276,092	*****	\$16,495,344

**TWIN FALLS SCHOOL DISTRICT #411  
AMENDED BUDGET 2022-2023**

115

S.D.E.

**BUDGET  
EXPENDITURES**

BOND REDEMPTION & INTEREST FUND

July 1, 2022 - June 30, 2023

FUND NO: 310

NOTE: Round each entry to the nearest dollar amount.

Line	Code	EXPENDITURES Functions/Programs	Prior Year Budget	Proposed Budget	100 Salaries	200 Benefits	300 Purchased Services	400 Supplies Materials	500 Capital Objects	600 Debt Retirement	700 Insurance- Judgment	800 Transfers
1	512	Elementary School Program		\$0.00								
2	515	Secondary School Program		\$0.00								
3	517	Alternative School Program		\$0.00								
4	519	Vocational-Technical Program		\$0.00								
5	521	Special Education Program		\$0.00								
6	522	Special Education Preschool Program		\$0.00								
7	524	Gifted & Talented Program		\$0.00								
8	531	Interscholastic Program		\$0.00								
9	532	School Activity Program		\$0.00								
10	541	Summer School Program		\$0.00								
11	542	Adult School Program		\$0.00								
12	546	Detention Center Program		\$0.00								
13												
14	500	TOTAL INSTRUCTION	\$0.00	\$0.00	\$0.00	\$0.00	\$0.00	\$0.00	\$0.00	\$0.00	\$0.00	\$0.00
15												
16	611	Attendance-Guidance-Health Program		\$0.00								
17	616	Special Education Support Services Prog		\$0.00								
18												
19	621	Instruction Improvement Program		\$0.00								
20	622	Educational Media Program		\$0.00								
21	623	Instruction-Related Technology Program		\$0.00								
22	631	Board of Education Program	3,000.00	\$500.00			500.00					
23	632	District Administration Program		\$0.00								
24												
25	641	School Administration Program		\$0.00								
26												
27	651	Business Operation Program		\$0.00								
28	655	Central Service Program		\$0.00								
29	656	Administrative Technology Services Prog		\$0.00								
30	661	Buildings-Care Program (Custodial)		\$0.00								
31	663	Maintenance - Non Student Occupied		\$0.00								
32	664	Maintenance - Student Occupied Bldgs		\$0.00								
33	665	Maintenance - Grounds		\$0.00								
34	667	Security Program		\$0.00								
35												
36	681	Pupil - To School Trans. Program		\$0.00								
37	682	Pupil - Activity Trans. Program		\$0.00								
38	683	General Transportation Program		\$0.00								
		Subtotal (carried over to page b)	3,000.00	500.00	0.00	0.00	500.00	0.00	0.00	0.00	0.00	0.00



**TWIN FALLS SCHOOL DISTRICT #411  
AMENDED BUDGET 2022-2023**

116

S.D.E.

**BUDGET  
EXPENDITURES**  
July 1, 2022 - June 30, 2023

**BOND REDEMPTION & INTEREST FUND**  
**FUND NO: 310**

NOTE: Round each entry to the nearest dollar amount.

Line	Code	EXPENDITURES Functions/Programs	Prior Year Budget	Proposed Budget	100 Salaries	200 Benefits	300 Purchased Services	400 Supplies Materials	500 Capital Objects	600 Debt Retirement	700 Insurance- Judgment	800 Transfers
39	691	Other Support Services Program		\$0.00								
40												
41	600	TOTAL SUPPORT SERVICES	\$3,000.00	\$500.00	\$0.00	\$0.00	\$500.00	\$0.00	\$0.00	\$0.00	\$0.00	\$0.00
42												
44	710	Child Nutrition Program		0.00								
45	720	Community Services Program		0.00								
46	730	Enterprise Operations		0.00								
47	740	Student Activity Program		0.00								
48												
49	700	TOTAL NON-INSTRUCTION	\$0.00	\$0.00	\$0.00	\$0.00	\$0.00	\$0.00	\$0.00	\$0.00	\$0.00	\$0.00
50												
51	810	Capital Assets - Student Occupied		0.00								
52	811	Capital Assets - NonStudent Occupied		0.00								
53												
54	800	TOTAL CAPITAL ASSET PROGRAMS	\$0.00	\$0.00	\$0.00	\$0.00	\$0.00	\$0.00	\$0.00	\$0.00	\$0.00	\$0.00
55												
56	911	Debt Services Program - Principal	4,630,000.00	4,300,000.00						4,300,000.00		
57	912	Debt Services Program - Interest	2,282,339.00	2,092,814.00						2,092,814.00		
58	913	Debt Services Program - Refunded Debt		0.00								
59	920	Transfers Out		0.00								
60												
61	900	TOTAL OTHER SERVICES	\$6,912,339.00	\$6,392,814.00	\$0.00	\$0.00	\$0.00	\$0.00	\$0.00	\$6,392,814.00	\$0.00	\$0.00
62												
63		TOTAL EXPENDITURES										
64		(Lines 14+41+48+53+60)	\$6,915,339.00	\$6,393,314.00	\$0.00	\$0.00	\$500.00	\$0.00	\$0.00	\$6,392,814.00	\$0.00	\$0.00
65												
66												
67												
68												
69		TOTAL APPROPRIATION	\$6,915,339.00	\$6,393,314.00								
70		(Line 63 + line 66)										
71												
72												
73		<b>BUDGET SUMMARY</b>										
74												
75		Beginning Fund Balance	7,342,091.00	8,323,516.00								
76		Revenues + Transfers In	7,934,001.00	8,171,828.00								
77		TOTAL REVENUE (lines 74 + 75)	15,276,092.00	16,495,344.00								
78												
79		Total Appropriation	6,915,339.00	6,393,314.00								
80		Unappropriated Balance	8,360,753.00	10,102,030.00								
81		TOTAL APPROPRIATION (lines 78 + 79)	\$15,276,092.00	\$16,495,344.00								

**BUDGET SUMMARY:**

The total on line 77 must equal the total on line 81.

**TWIN FALLS SCHOOL DISTRICT #411  
AMENDED BUDGET 2022-2023**

117

S.D.E.

**BUDGET  
REVENUES**

July 1, 2022 - June 30, 2023

CAPITAL CONSTRUCTION PROJECTS

FUND NO: 410

NOTE: Round each entry to the nearest dollar amount.

Line	Code	REVENUES Item	Prior Year Budget	Proposed Line Amounts	Budget Totals	Line	Code	REVENUES Item	Prior Year Budget	Proposed Line Amounts	Budget Totals
1	320000	Estimated Fund Balance, July 1		*****		40	429000	Other County			
2						41	420000	TOTAL COUNTY	0.00	*****	0.00
3	411100	Taxes - General M & O				42					
4	411200	Taxes - Supplemental				43	431100	Base Support Program			
5	411300	Taxes - Emergency				44	431200	Transportation Support			
6	411400	Taxes - Tort				45	431400	Exceptional Child/SED Support			
7	411500	Taxes - Cooperative				46	431500	Border Tuition Support			
8	411600	Taxes - Tuition				47	431600	Tuition Equivalency			
9	411700	Taxes - Migrant				48	431800	Benefit Apportionment			
10	411900	Taxes - Other				49	431900	Other State Support			
11	412100	Taxes - Plant Facility				50	432100	Driver Education Program			
12	412500	Taxes - Bond & Interest				51	432400	Professional Technical Program			
13		TOTAL TAXES	0.00	*****	0.00	52	437000	Lottery/Additional State Maintenance			
14	413000	Penalty: Delinquent Taxes				53	438000	Revenue in Lieu of/Tax Replacement			
15						54	439000	Other State Revenue			
16	414100	Tuition From Individuals				55	430000	TOTAL STATE	0.00	*****	0.00
17	414200	Tuition From Districts in Idaho				56					
18	414300	Tuition From Out of State Districts				57					
19						58	442000	Indirect Unrestricted Federal			
20	415000	Earnings on Investments				59	443000	Direct Restricted Federal			
21						60	445100	Title I - ESEA			
22	416100	School Food Service				61	445200	Title VI, ESEA - Innovative Practices Program			
23	416200	Meal Sales: Non-reimbur.				62	445300	Perkins III - Vocational Technical Act			
24	416900	Other Food Sales				63	445400	Adult Education			
25						64	445500	Child Nutrition Reimbursement			
26	417100	Admissions/Activities				65	445600	IDEA Part B (School Age & Preschool)			
27	417200	Bookstore Sales				66	445900	Other Indirect Federal Programs			
28	417300	Clubs, Org. Dues, Etc.				67	448200	Impact Aid - P.L. 874			
29	417400	School Fees & Charges				68	440000	TOTAL FEDERAL	0.00	*****	0.00
30	417900	Other Student Revenues				69					
31						70	451000	Proceeds: Bonds, Capital Leases, et. al.			
32	418100	Community Service				71	453000	Sale of Fixed Assets			
33						72	450000	TOTAL OTHER	0.00	*****	0.00
34	419100	Rentals				73					
35	419200	Contributions/Donations				74		TOTAL REVENUES	0.00	*****	0.00
36	419300	Transportation Fees				75					
37	419900	Other Local				76	460000	TRANSFERS IN			0.00
38		TOTAL OTHER LOCAL	0.00	*****	0.00	77					
39	410000	TOTAL LOCAL (Line 13 + 38)	0.00	*****	0.00		400000	TOTAL BALANCE + REVENUES + TRANSFERS (Lines 1 + 74 + 76)	\$0.00	*****	\$0.00

## 118

## BUDGET EXPENDITURES

FUND NO: 410

NOTE: Round each entry to the nearest dollar amount.

R:\Finance\Annual Budget\Amended 2022-2023\[2023-Amended Budget.xlsm]410 E1

**TWIN FALLS SCHOOL DISTRICT #411  
AMENDED BUDGET 2022-2023**

119

S.D.E.

**BUDGET  
EXPENDITURES**  
July 1, 2022 - June 30, 2023

CAPITAL CONSTRUCTION PROJECT  
FUND NO: 410

NOTE: Round each entry to the nearest dollar amount.

Line	Code	EXPENDITURES Functions/Programs	Prior Year Budget	Proposed Budget	100 Salaries	200 Benefits	300 Purchased Services	400 Supplies Materials	500 Capital Objects	600 Debt Retirement	700 Insurance- Judgment	800 Transfers
39	691	Other Support Services Program		\$0.00								
40												
41	600	TOTAL SUPPORT SERVICES	\$0.00	\$0.00	\$0.00	\$0.00	\$0.00	\$0.00	\$0.00	\$0.00	\$0.00	\$0.00
42												
44	710	Child Nutrition Program		0.00								
45	720	Community Services Program		0.00								
46	730	Enterprise Operations		0.00								
47	740	Student Activity Program		0.00								
48												
49	700	TOTAL NON-INSTRUCTION	\$0.00	\$0.00	\$0.00	\$0.00	\$0.00	\$0.00	\$0.00	\$0.00	\$0.00	\$0.00
50												
51	810	Capital Assets - Student Occupied		0.00								
52	811	Capital Assets - NonStudent Occupied		0.00								
53												
54	800	TOTAL CAPITAL ASSET PROGRAMS	\$0.00	\$0.00	\$0.00	\$0.00	\$0.00	\$0.00	\$0.00	\$0.00	\$0.00	\$0.00
55												
56	911	Debt Services Program - Principal		0.00								
57	912	Debt Services Program - Interest		0.00								
58	913	Debt Services Program - Refunded Debt		0.00								
59	920	Transfers Out		0.00								
60												
61	900	TOTAL OTHER SERVICES	\$0.00	\$0.00	\$0.00	\$0.00	\$0.00	\$0.00	\$0.00	\$0.00	\$0.00	\$0.00
62												
63		TOTAL EXPENDITURES										
64		(Lines 14+41+48+53+60)	\$0.00	\$0.00	\$0.00	\$0.00	\$0.00	\$0.00	\$0.00	\$0.00	\$0.00	\$0.00
65												
66												
67												
68												
69		TOTAL APPROPRIATION	\$0.00	\$0.00								
70		(Line 63 + line 66)										
71												
72												
73		<b>BUDGET SUMMARY</b>										
74												
75		Beginning Fund Balance	0.00	0.00								
76		Revenues + Transfers In	0.00	0.00								
77		TOTAL REVENUE (lines 74 + 75)	0.00	0.00								
78												
79		Total Appropriation	0.00	0.00								
80		Unappropriated Balance										
81		TOTAL APPROPRIATION (lines 78 + 79)	\$0.00	\$0.00								

**BUDGET SUMMARY:**

The total on line 77 must equal the total on line 81.

**TWIN FALLS SCHOOL DISTRICT #411  
AMENDED BUDGET 2022-2023**

120

S.D.E.

**BUDGET  
REVENUES**

July 1, 2022 - June 30, 2023

PLANT FACILITIES  
FUND NO. 420

NOTE: Round each entry to the nearest dollar amount.

Line	Code	REVENUES Item	Prior Year Budget	Proposed Budget		Line	Code	REVENUES Item	Prior Year Budget	Proposed Budget	
				Line Amounts	Totals					Line Amounts	Totals
1	320000	Estimated Fund Balance, July 1	\$2,937,508	*****	\$4,015,930	40	429000	Other County			
2						41	420000	TOTAL COUNTY	0	*****	0
3	411100	Taxes - General M & O				42					
4	411200	Taxes - Supplemental				43	431100	Base Support Program			
5	411300	Taxes - Emergency				44	431200	Transportation Support			
6	411400	Taxes - Tort				45	431400	Exceptional Child/SED Support			
7	411500	Taxes - Cooperative				46	431500	Border Tuition Support			
8	411600	Taxes - Tuition				47	431600	Tuition Equivalency			
9	411700	Taxes - Migrant				48	431800	Benefit Apportionment			
10	411900	Taxes - Other				49	431900	Other State Support			
11	412100	Taxes - Plant Facility	4,750,000	4,750,000		50	432100	Driver Education Program			
12	412500	Taxes - Bond & Interest				51	432400	Professional Technical Program			
13		TOTAL TAXES	4,750,000	*****	4,750,000	52	437000	Lottery/Additional State Maintenance			
14	413000	Penalty: Delinquent Taxes	15,000	15,000		53	438000	Revenue in Lieu of/Tax Replacement			
15						54	439000	Other State Revenue			
16	414100	Tuition From Individuals				55	430000	TOTAL STATE	0	*****	0
17	414200	Tuition From Districts in Idaho				56					
18	414300	Tuition From Out of State Districts				57					
19						58	442000	Indirect Unrestricted Federal			
20	415000	Earnings on Investments	200	878		59	443000	Direct Restricted Federal			
21						60	445100	Title I - ESEA			
22	416100	School Food Service				61	445200	Title VI, ESEA - Innovative Practices Program			
23	416200	Meal Sales: Non-reimbur.				62	445300	Perkins III - Vocational Technical Act			
24	416900	Other Food Sales				63	445400	Adult Education			
25						64	445500	Child Nutrition Reimbursement			
26	417100	Admissions/Activities				65	445600	IDEA Part B (School Age & Preschool)			
27	417200	Bookstore Sales				66	445900	Other Indirect Federal Programs			
28	417300	Clubs, Org. Dues, Etc.				67	448200	Impact Aid - P.L. 874			
29	417400	School Fees & Charges				68	440000	TOTAL FEDERAL	0	*****	0
30	417900	Other Student Revenues				69					
31						70	451000	Proceeds: Bonds, Capital Leases, et. al.			
32	418100	Community Service				71	453000	Sale of Fixed Assets	38,383	61,507	
33						72	450000	TOTAL OTHER	38,383	*****	61,507
34	419100	Rentals				73					
35	419200	Contributions/Donations				74		TOTAL REVENUES	4,810,117	*****	4,828,284
36	419300	Transportation Fees				75					
37	419900	Other Local	6,534	899		76	460000	TRANSFERS IN			0
38		TOTAL OTHER LOCAL	21,734	*****	16,777	77					
39	410000	TOTAL LOCAL (Line 13 + 38)	4,771,734	*****	4,766,777		400000	TOTAL BALANCE + REVENUES + TRANSFERS (Lines 1 + 74 + 76)	\$7,747,625	*****	\$8,844,214

**TWIN FALLS SCHOOL DISTRICT #411  
AMENDED BUDGET 2022-2023**

121

S.D.E.

**BUDGET  
EXPENDITURES**

July 1, 2022 - June 30, 2023

PLANT FACILITIES FUND

FUND NO: 420

NOTE: Round each entry to the nearest dollar amount.

Line	Code	EXPENDITURES Functions/Programs	Prior Year Budget	Proposed Budget	100 Salaries	200 Benefits	300 Purchased Services	400 Supplies Materials	500 Capital Objects	600 Debt Retirement	700 Insurance- Judgment	800 Transfers
1	512	Elementary School Program		\$0								
2	515	Secondary School Program		\$0								
3	517	Alternative School Program		\$0								
4	519	Vocational-Technical Program		\$0								
5	521	Special Education Program		\$0								
6	522	Special Education Preschool Program		\$0								
7	524	Gifted & Talented Program		\$0								
8	531	Interscholastic Program	89,594	\$81,505			14,090	47,415	20,000			
9	532	School Activity Program		\$0								
10	541	Summer School Program		\$0								
11	542	Adult School Program		\$0								
12	546	Detention Center Program		\$0								
13												
14	500	TOTAL INSTRUCTION	\$89,594	\$81,505	\$0	\$0	\$14,090	\$47,415	\$20,000	\$0	\$0	\$0
15												
16	611	Attendance-Guidance-Health Program		\$0								
17	616	Special Education Support Services Prog		\$0								
18												
19	621	Instruction Improvement Program	982,234	\$420,917			211,396	209,521				
20	622	Educational Media Program		\$0								
21	623	Instruction-Related Technology Program		\$0								
22	631	Board of Education Program		\$0								
23	632	District Administration Program	80,080	\$28,306			28,306					
24												
25	641	School Administration Program		\$0								
26												
27	651	Business Operation Program	1,942	\$0								
28	655	Central Service Program		\$0								
29	656	Administrative Technology Services Prog		\$0								
30	661	Buildings-Care Program (Custodial)	251,564	\$236,926			106,591	130,335				
31	663	Maintenance - Non Student Occupied	26,926	\$543,190			9,846	438,206	95,138			
32	664	Maintenance - Student Occupied Bldgs	603,247	\$663,211			338,278	324,933				
33	665	Maintenance - Grounds	146,919	\$112,816			32,685	80,131				
34	667	Security Program	12,635	\$18,382			9,882	8,500				
35												
36	681	Pupil - To School Trans. Program		\$0								
37	682	Pupil - Activity Trans. Program		\$0								
38	683	General Transportation Program	51,730	\$57,703			19,300	38,403				
		<b>Subtotal (carried over to page b)</b>	<b>2,157,277</b>	<b>2,081,451</b>	<b>0</b>	<b>0</b>	<b>756,284</b>	<b>1,230,029</b>	<b>95,138</b>	<b>0</b>	<b>0</b>	<b>0</b>

**TWIN FALLS SCHOOL DISTRICT #411  
AMENDED BUDGET 2022-2023**

122

S.D.E.

**BUDGET  
EXPENDITURES**  
July 1, 2022 - June 30, 2023

PLANT FACILITIES FUND  
FUND NO: 420

NOTE: Round each entry to the nearest dollar amount.

Line	Code	EXPENDITURES Functions/Programs	Prior Year Budget	Proposed Budget	100 Salaries	200 Benefits	300 Purchased Services	400 Supplies Materials	500 Capital Objects	600 Debt Retirement	700 Insurance- Judgment	800 Transfers
39	691	Other Support Services Program		\$0.00								
40												
41	600	TOTAL SUPPORT SERVICES	\$2,157,277.00	\$2,081,451.00	\$0.00	\$0.00	\$756,284.00	\$1,230,029.00	\$95,138.00	\$0.00	\$0.00	\$0.00
42												
44	710	Child Nutrition Program		0.00								
45	720	Community Services Program		0.00								
46	730	Enterprise Operations		0.00								
47	740	Student Activity Program		0.00								
48												
49	700	TOTAL NON-INSTRUCTION	\$0.00	\$0.00	\$0.00	\$0.00	\$0.00	\$0.00	\$0.00	\$0.00	\$0.00	\$0.00
50												
51	810	Capital Assets - Student Occupied	3,957,624.00	3,216,617.00			106,509.00	74,706.00	3,035,402.00			
52	811	Capital Assets - NonStudent Occupied	679,134.00	944,959.00			3,000.00	170,389.00	771,570.00			
53												
54	800	TOTAL CAPITAL ASSET PROGRAMS	\$4,636,758.00	\$4,161,576.00	\$0.00	\$0.00	\$109,509.00	\$245,095.00	\$3,806,972.00	\$0.00	\$0.00	\$0.00
55												
56	911	Debt Services Program - Principal		0.00								
57	912	Debt Services Program - Interest		0.00								
58	913	Debt Services Program - Refunded Debt		0.00								
59	920	Transfers Out	300,000.00	300,000.00								300,000.00
60												
61	900	TOTAL OTHER SERVICES	\$300,000.00	\$300,000.00	\$0.00	\$0.00	\$0.00	\$0.00	\$0.00	\$0.00	\$0.00	\$300,000.00
62												
63		TOTAL EXPENDITURES										
64		(Lines 14+41+48+53+60)	\$7,183,629.00	\$6,624,532.00	\$0.00	\$0.00	\$879,883.00	\$1,522,539.00	\$3,922,110.00	\$0.00	\$0.00	\$300,000.00
65												
66												
67												
68												
69		TOTAL APPROPRIATION	\$7,183,629.00	\$6,624,532.00								
70		(Line 63 + line 66)										
71												
72												
73		<b>BUDGET SUMMARY</b>										
74												
75		Beginning Fund Balance	2,937,508.00	4,015,930.00								
76		Revenues + Transfers In	4,810,117.00	4,828,284.00								
77		TOTAL REVENUE (lines 74 + 75)	7,747,625.00	8,844,214.00								
78												
79		Total Appropriation	7,183,629.00	6,624,532.00								
80		Unappropriated Balance	563,996.00	2,219,682.00								
81		TOTAL APPROPRIATION (lines 78 + 79)	\$7,747,625.00	\$8,844,214.00								

**BUDGET SUMMARY:**

The total on line 77 must equal the total on line 81.

**TWIN FALLS SCHOOL DISTRICT #411  
AMENDED BUDGET 2022-2023**

123

S.D.E.

**BUDGET  
REVENUES**

July 1, 2022 - June 30, 2023

PLANT FACILITIES - SCHOOL BLDG MAINT - STUDENT OCCUPIED

FUND NO: 430

NOTE: Round each entry to the nearest dollar amount.

Line	Code	REVENUES Item	Prior Year Budget	Proposed Budget		Line	Code	REVENUES Item	Prior Year Budget	Proposed Budget	
				Line Amounts	Totals					Line Amounts	Totals
1	320000	Estimated Fund Balance, July 1		*****		40	429000	Other County			
2						41	420000	TOTAL COUNTY	0.00	*****	0.00
3	411100	Taxes - General M & O				42					
4	411200	Taxes - Supplemental				43	431100	Base Support Program			
5	411300	Taxes - Emergency				44	431200	Transportation Support			
6	411400	Taxes - Tort				45	431400	Exceptional Child/SED Support			
7	411500	Taxes - Cooperative				46	431500	Border Tuition Support			
8	411600	Taxes - Tuition				47	431600	Tuition Equivalency			
9	411700	Taxes - Migrant				48	431800	Benefit Apportionment			
10	411900	Taxes - Other				49	431900	Other State Support			
11	412100	Taxes - Plant Facility				50	432100	Driver Education Program			
12	412500	Taxes - Bond & Interest				51	432400	Professional Technical Program			
13		TOTAL TAXES	0.00	*****	0.00	52	437000	Lottery/Additional State Maintenance			
14	413000	Penalty: Delinquent Taxes				53	438000	Revenue in Lieu of/Tax Replacement			
15						54	439000	Other State Revenue			
16	414100	Tuition From Individuals				55	430000	TOTAL STATE	0.00	*****	0.00
17	414200	Tuition From Districts in Idaho				56					
18	414300	Tuition From Out of State Districts				57					
19						58	442000	Indirect Unrestricted Federal			
20	415000	Earnings on Investments				59	443000	Direct Restricted Federal			
21						60	445100	Title I - ESEA			
22	416100	School Food Service				61	445200	Title VI, ESEA - Innovative Practices Program			
23	416200	Meal Sales: Non-reimbur.				62	445300	Perkins III - Vocational Technical Act			
24	416900	Other Food Sales				63	445400	Adult Education			
25						64	445500	Child Nutrition Reimbursement			
26	417100	Admissions/Activities				65	445600	IDEA Part B (School Age & Preschool)			
27	417200	Bookstore Sales				66	445900	Other Indirect Federal Programs			
28	417300	Clubs, Org. Dues, Etc.				67	448200	Impact Aid - P.L. 874			
29	417400	School Fees & Charges				68	440000	TOTAL FEDERAL	0.00	*****	0.00
30	417900	Other Student Revenues				69					
31						70	451000	Proceeds: Bonds, Capital Leases, et. al.			
32	418100	Community Service				71	453000	Sale of Fixed Assets			
33						72	450000	TOTAL OTHER	0.00	*****	0.00
34	419100	Rentals				73					
35	419200	Contributions/Donations				74		TOTAL REVENUES	0.00	*****	0.00
36	419300	Transportation Fees				75					
37	419900	Other Local				76	460000	TRANSFERS IN			0.00
38		TOTAL OTHER LOCAL	0.00	*****	0.00	77					
39	410000	TOTAL LOCAL (Line 13 + 38)	0.00	*****	0.00		400000	TOTAL BALANCE + REVENUES + TRANSFERS (Lines 1 + 74 + 76)	\$0.00	*****	\$0.00



## 124

## BUDGET EXPENDITURES

FUND NO: 430

NOTE: Round each entry to the nearest dollar amount.

R:\Finance\Annual Budget\Amended 2022-2023\[2023-Amended Budget.xlsm]430 E1

**TWIN FALLS SCHOOL DISTRICT #411  
AMENDED BUDGET 2022-2023**

125

S.D.E.

**BUDGET  
EXPENDITURES**

July 1, 2022 - June 30, 2023

PLANT FACILITIES - SCHOOL BLDG MAINT - STUDENT OCCUPIED

FUND NO: 430

NOTE: Round each entry to the nearest dollar amount.

Line	Code	EXPENDITURES Functions/Programs	Prior Year Budget	Proposed Budget	100 Salaries	200 Benefits	300 Purchased Services	400 Supplies Materials	500 Capital Objects	600 Debt Retirement	700 Insurance- Judgment	800 Transfers
39	691	Other Support Services Program		\$0.00								
40												
41	600	TOTAL SUPPORT SERVICES	\$0.00	\$0.00	\$0.00	\$0.00	\$0.00	\$0.00	\$0.00	\$0.00	\$0.00	\$0.00
42												
44	710	Child Nutrition Program		0.00								
45	720	Community Services Program		0.00								
46	730	Enterprise Operations		0.00								
47	740	Student Activity Program		0.00								
48												
49	700	TOTAL NON-INSTRUCTION	\$0.00	\$0.00	\$0.00	\$0.00	\$0.00	\$0.00	\$0.00	\$0.00	\$0.00	\$0.00
50												
51	810	Capital Assets - Student Occupied		0.00								
52	811	Capital Assets - NonStudent Occupied		0.00								
53												
54	800	TOTAL CAPITAL ASSET PROGRAMS	\$0.00	\$0.00	\$0.00	\$0.00	\$0.00	\$0.00	\$0.00	\$0.00	\$0.00	\$0.00
55												
56	911	Debt Services Program - Principal		0.00								
57	912	Debt Services Program - Interest		0.00								
58	913	Debt Services Program - Refunded Debt		0.00								
59	920	Transfers Out		0.00								
60												
61	900	TOTAL OTHER SERVICES	\$0.00	\$0.00	\$0.00	\$0.00	\$0.00	\$0.00	\$0.00	\$0.00	\$0.00	\$0.00
62												
63		TOTAL EXPENDITURES										
64		(Lines 14+41+48+53+60)	\$0.00	\$0.00	\$0.00	\$0.00	\$0.00	\$0.00	\$0.00	\$0.00	\$0.00	\$0.00
65												
66												
67												
68												
69		TOTAL APPROPRIATION	\$0.00	\$0.00								
70		(Line 63 + line 66)										
71												
72												
73		<b>BUDGET SUMMARY</b>										
74												
75		Beginning Fund Balance	0.00	0.00								
76		Revenues + Transfers In	0.00	0.00								
77		TOTAL REVENUE (lines 74 + 75)	0.00	0.00								
78												
79		Total Appropriation	0.00	0.00								
80		Unappropriated Balance										
81		TOTAL APPROPRIATION (lines 78 + 79)	\$0.00	\$0.00								

**BUDGET SUMMARY:**

The total on line 77 must equal the total on line 81.

**TWIN FALLS SCHOOL DISTRICT #411  
AMENDED BUDGET 2022-2023**

126

S.D.E.

**BUDGET  
REVENUES**

July 1, 2022 - June 30, 2023

TRUST FUNDS  
FUND NO: 700

NOTE: Round each entry to the nearest dollar amount.

Line	Code	REVENUES Item	Prior Year Budget	Proposed Budget		Line	Code	REVENUES Item	Prior Year Budget	Proposed Budget	
				Line Amounts	Totals					Line Amounts	Totals
1	320000	Estimated Fund Balance, July 1	\$460,459.00	*****	\$133,074.00	40	429000	Other County			
2						41	420000	TOTAL COUNTY	0.00	*****	0.00
3	411100	Taxes - General M & O				42					
4	411200	Taxes - Supplemental				43	431100	Base Support Program			
5	411300	Taxes - Emergency				44	431200	Transportation Support			
6	411400	Taxes - Tort				45	431400	Exceptional Child/SED Support			
7	411500	Taxes - Cooperative				46	431500	Border Tuition Support			
8	411600	Taxes - Tuition				47	431600	Tuition Equivalency			
9	411700	Taxes - Migrant				48	431800	Benefit Apportionment			
10	411900	Taxes - Other				49	431900	Other State Support			
11	412100	Taxes - Plant Facility				50	432100	Driver Education Program			
12	412500	Taxes - Bond & Interest				51	432400	Professional Technical Program	57,525.00		
13		TOTAL TAXES	0.00	*****	0.00	52	437000	Lottery/Additional State Maintenance			
14	413000	Penalty: Delinquent Taxes				53	438000	Revenue in Lieu of/Tax Replacement			
15						54	439000	Other State Revenue			
16	414100	Tuition From Individuals				55	430000	TOTAL STATE	57,525.00	*****	0.00
17	414200	Tuition From Districts in Idaho				56					
18	414300	Tuition From Out of State Districts				57					
19						58	442000	Indirect Unrestricted Federal			
20	415000	Earnings on Investments				59	443000	Direct Restricted Federal			
21						60	445100	Title I - ESEA			
22	416100	School Food Service				61	445200	Title VI, ESEA - Innovative Practices Program			
23	416200	Meal Sales: Non-reimbur.				62	445300	Perkins III - Vocational Technical Act			
24	416900	Other Food Sales				63	445400	Adult Education			
25						64	445500	Child Nutrition Reimbursement			
26	417100	Admissions/Activities				65	445600	IDEA Part B (School Age & Preschool)			
27	417200	Bookstore Sales				66	445900	Other Indirect Federal Programs			
28	417300	Clubs, Org. Dues, Etc.				67	448200	Impact Aid - P.L. 874			
29	417400	School Fees & Charges				68	440000	TOTAL FEDERAL	0.00	*****	0.00
30	417900	Other Student Revenues				69					
31						70	451000	Proceeds: Bonds, Capital Leases, et. al.			
32	418100	Community Service				71	453000	Sale of Fixed Assets			
33						72	450000	TOTAL OTHER	0.00	*****	0.00
34	419100	Rentals				73					
35	419200	Contributions/Donations				74		TOTAL REVENUES	57,525.00	*****	17,399.00
36	419300	Transportation Fees				75					
37	419900	Other Local		17,399.00		76	460000	TRANSFERS IN			0.00
38		TOTAL OTHER LOCAL	0.00	*****	17,399.00	77					
39	410000	TOTAL LOCAL (Line 13 + 38)	0.00	*****	17,399.00		400000	TOTAL BALANCE + REVENUES + TRANSFERS (Lines 1 + 74 + 76)	\$517,984.00	*****	\$150,473.00

**TWIN FALLS SCHOOL DISTRICT #411  
AMENDED BUDGET 2022-2023**

127

S.D.E.

**BUDGET  
EXPENDITURES**

July 1, 2022 - June 30, 2023

TRUST FUNDS  
FUND NO: 700

NOTE: Round each entry to the nearest dollar amount.

		EXPENDITURES	Prior Year	Proposed	100	200	300	400	500	600	700	800
Line	Code	Functions/Programs	Budget	Budget	Salaries	Benefits	Purchased Services	Supplies Materials	Capital Objects	Debt Retirement	Insurance-Judgment	Transfers
1	512	Elementary School Program		\$0.00								
2	515	Secondary School Program	471,345.00	\$125,920.00	3,191.00	623.00	22,544.00	99,562.00				
3	517	Alternative School Program		\$0.00								
4	519	Vocational-Technical Program		\$0.00								
5	521	Special Education Program		\$0.00								
6	522	Special Education Preschool Program		\$0.00								
7	524	Gifted & Talented Program		\$0.00								
8	531	Interscholastic Program		\$0.00								
9	532	School Activity Program		\$0.00								
10	541	Summer School Program		\$0.00								
11	542	Adult School Program		\$0.00								
12	546	Detention Center Program		\$0.00								
13												
14	500	TOTAL INSTRUCTION	\$471,345.00	\$125,920.00	\$3,191.00	\$623.00	\$22,544.00	\$99,562.00	\$0.00	\$0.00	\$0.00	\$0.00
15												
16	611	Attendance-Guidance-Health Program		\$0.00								
17	616	Special Education Support Services Prog		\$0.00								
18												
19	621	Instruction Improvement Program		\$0.00								
20	622	Educational Media Program		\$0.00								
21	623	Instruction-Related Technology Program		\$0.00								
22	631	Board of Education Program		\$0.00								
23	632	District Administration Program		\$0.00								
24												
25	641	School Administration Program		\$0.00								
26												
27	651	Business Operation Program		\$0.00								
28	655	Central Service Program		\$0.00								
29	656	Administrative Technology Services Prog		\$0.00								
30	661	Buildings-Care Program (Custodial)		\$0.00								
31	663	Maintenance - Non Student Occupied		\$0.00								
32	664	Maintenance - Student Occupied Bldgs		\$0.00								
33	665	Maintenance - Grounds		\$0.00								
34	667	Security Program		\$0.00								
35												
36	681	Pupil - To School Trans. Program		\$0.00								
37	682	Pupil - Activity Trans. Program	46,639.00	\$24,553.00			24,553.00					
38	683	General Transportation Program		\$0.00								
R:\Finance\Annual Budget\Amended 2022-2023\2023-Amended Budget.xlsx\710 E1												
		Subtotal (carried over to page b)	46,639.00	24,553.00	0.00	0.00	24,553.00	0.00	0.00	0.00	0.00	0.00

R:\Finance\Annual Budget\Amended 2022-2023\2023-Amended Budget.xlsx]710 E1

**TWIN FALLS SCHOOL DISTRICT #411  
AMENDED BUDGET 2022-2023**

128

S.D.E.

**BUDGET  
EXPENDITURES**  
July 1, 2022 - June 30, 2023

TRUST FUNDS  
FUND NO: 700

NOTE: Round each entry to the nearest dollar amount.

Line	Code	EXPENDITURES Functions/Programs	Prior Year Budget	Proposed Budget	100 Salaries	200 Benefits	300 Purchased Services	400 Supplies Materials	500 Capital Objects	600 Debt Retirement	700 Insurance- Judgment	800 Transfers
39	691	Other Support Services Program		\$0.00								
40												
41	600	TOTAL SUPPORT SERVICES	\$46,639.00	\$24,553.00	\$0.00	\$0.00	\$24,553.00	\$0.00	\$0.00	\$0.00	\$0.00	\$0.00
42												
44	710	Child Nutrition Program		0.00								
45	720	Community Services Program		0.00								
46	730	Enterprise Operations		0.00								
47	740	Student Activity Program		0.00								
48												
49	700	TOTAL NON-INSTRUCTION	\$0.00	\$0.00	\$0.00	\$0.00	\$0.00	\$0.00	\$0.00	\$0.00	\$0.00	\$0.00
50												
51	810	Capital Assets - Student Occupied		0.00								
52	811	Capital Assets - NonStudent Occupied		0.00								
53												
54	800	TOTAL CAPITAL ASSET PROGRAMS	\$0.00	\$0.00	\$0.00	\$0.00	\$0.00	\$0.00	\$0.00	\$0.00	\$0.00	\$0.00
55												
56	911	Debt Services Program - Principal		0.00								
57	912	Debt Services Program - Interest		0.00								
58	913	Debt Services Program - Refunded Debt		0.00								
59	920	Transfers Out		0.00								
60												
61	900	TOTAL OTHER SERVICES	\$0.00	\$0.00	\$0.00	\$0.00	\$0.00	\$0.00	\$0.00	\$0.00	\$0.00	\$0.00
62												
63		TOTAL EXPENDITURES										
64		(Lines 14+41+48+53+60)	\$517,984.00	\$150,473.00	\$3,191.00	\$623.00	\$47,097.00	\$99,562.00	\$0.00	\$0.00	\$0.00	\$0.00
65												
66												
67												
68												
69		TOTAL APPROPRIATION	\$517,984.00	\$150,473.00								
70		(Line 63 + line 66)										
71												
72												
73		<b>BUDGET SUMMARY</b>										
74												
75		Beginning Fund Balance	460,459.00	133,074.00								
76		Revenues + Transfers In	57,525.00	17,399.00								
77		TOTAL REVENUE (lines 74 + 75)	517,984.00	150,473.00								
78												
79		Total Appropriation	517,984.00	150,473.00								
80		Unappropriated Balance	0.00	0.00								
81		TOTAL APPROPRIATION (lines 78 + 79)	\$517,984.00	\$150,473.00								

**BUDGET SUMMARY:**

The total on line 77 must equal the total on line 81.