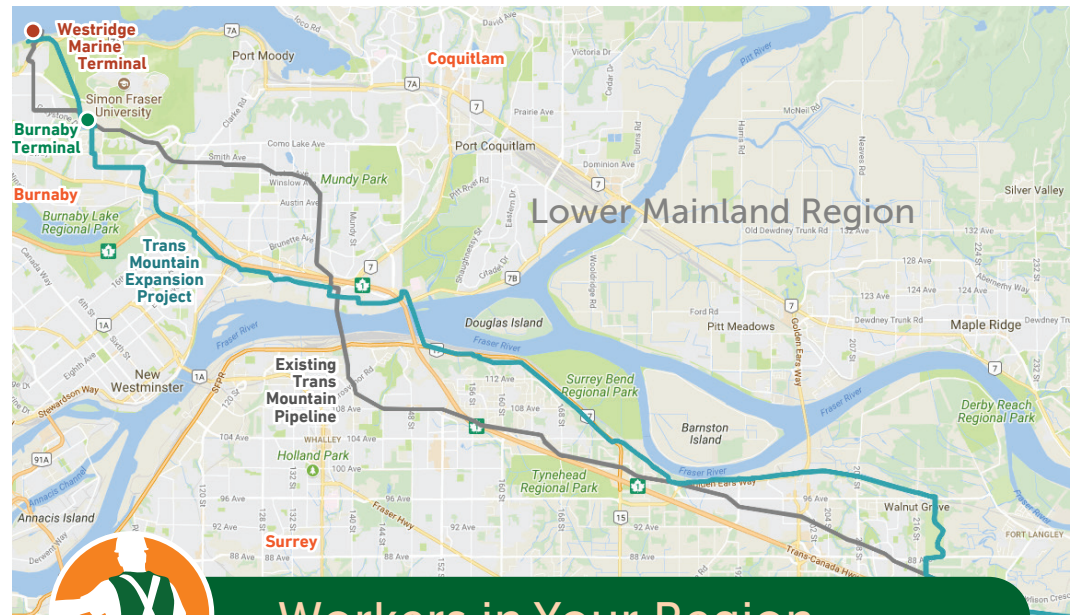


Construction activity related to the Trans Mountain Expansion Project is underway in your region.

Trans Mountain is monitoring the impact of construction on pipeline communities through a series of indicators identified in the Socio-Economic Effects Monitoring Plan. This construction impact information is gathered for each three-month period in a regional Socio-Economic Monitoring Report. Highlights from the quarterly regional report are provided here.

Go to transmountain.com/socio-economic-reports to view the complete Socio-Economic Monitoring Report for this region.

To learn more about construction activities in your region go to transmountain.com/construction



Workers in Your Region

Workers On-Site Each Day
(Average)

325

Worker Days



TOTAL

=



Local and Regional Workers

+



Other (outside local and regional communities)

Anticipated Worker Days in the Next Reporting Period



13,225



17,465




14,465

Worker Accommodation Nights



18,835

At Home



8,995

Local Accommodation



0

Worker Accommodation Site



Total Living Out Allowance Paid to Workers



Worker Health and Medical Services

Number of
Times Sent to
Local Health-
Care Facility



Use of
Ambulance
or Other Public
Emergency
Transport



Vehicles and Incidents**

Vehicles Parked
in Staging Area **199**
(Daily Average)



Workers Transported from
Staging Area to Job Site **226**
(Daily Average)



Total Number of
Vehicle Incidents **1**



Public Inquiries* and Responses**

Trans Mountain will follow up on any complaints related to operations and construction.

Total Number
of Inquiries
for this Quarter



Sensory
Disturbance



Dust at Burnaby Terminal; Light, Vibration at Westridge Marine Terminal

Trans Mountain will work with stakeholders to resolve and address such complaints where practical.

Traffic



Driving infractions, Access Routes of Project Vehicles

Trans Mountain will continue to follow up on any traffic-related concerns. Contractors have a Traffic Management Plan that addresses public protection measures, access roads/routes to the construction site and Traffic Control Plans for each work zone.

Navigational
Safety



Tug Contact with Marine Safety Fence at Westridge Marine Terminal

Trans Mountain engaged with the Council of Marine Carriers to review the incident and determined it was best to remind tug operators to use caution when transiting in the vicinity of the marine construction safety boom.

*Data in this report is reflective of activities specific to construction of the Trans Mountain Expansion Project. Data does not reflect Trans Mountain's ongoing operations and maintenance activities.

**Socio-economic topics only

CONTACT US:

Trans Mountain

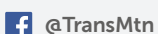
✉ info@transmountain.com

☎ 1.866.514.6700

🌐 transmountain.com



@TransMtn



[youtube.com/transmtn](https://www.youtube.com/transmtn)



PO Box 81018, Burnaby, BC
V5H 3B0 CANADA



TRANSMOUNTAIN