

Pyramid Make Ten

For 1 Player or 2 as Partners



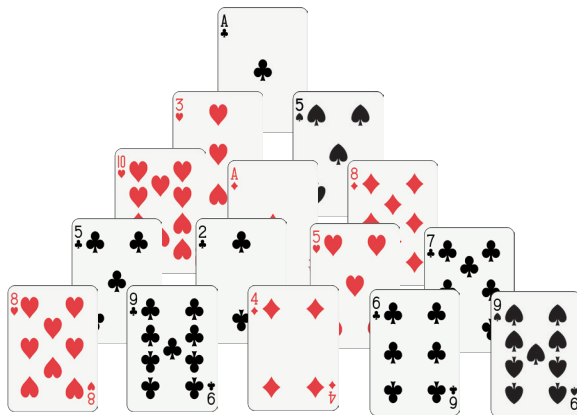
Ace = 1
2-10 = face value

Supplies:

- Deck of cards with face cards removed

How to Play:

1. Shuffle the cards.
2. Deal cards into a pyramid (see diagram):
3. Form a pyramid of cards beginning at the top with one card so that each new level partially covers the level above it.
4. Place three cards face up beside the pyramid.
5. Remove any uncovered ten card or any two uncovered cards that add up to ten.
6. If there are no cards that can be removed place three new cards face-up on top of the three cards.
7. Play continues until there are no cards that can be removed and there are no more cards in the deck.
8. The object of the game is to remove all of the cards in the pyramid.



- In this example the 10 card can be removed and one of the 6 cards and 4 card can be removed.
- If the 6 card in the bottom row and the 4 card in the bottom row are removed, the 5 card in the second row will be uncovered and playable.
- The 7 and 3 cannot be removed because the 7 is partially covered by the 9 card.