











JiJi Sudoku


Difficulty Level: Medium






































JiJi Sudoku


Difficulty Level: Medium
Puzzle pieces



JiJi Sudoku

Difficulty Level: Challenge



JiJi Sudoku

Difficulty Level: Medium
Puzzle pieces

	9	3	1		5	6	4	
7								5
5		1	2		9	3		7
2								3
	3	6	9		7	5	2	
9								1
3		2	4		8	1		9
6								4
	4	7	3		2	8	5	

Easy

5					2		8	
								6
		7	1			5	3	
	3		7				5	9
		2		4		8		
7	5				9		1	
	9	8			4	3		
1								
	2		8					5

Medium

6	4			1	8			3
	2			5				
				7		1		
						6		7
	8		2		7		9	
5		9						
		7		8				
				2			3	
2			6	3			7	4

Medium

3				8				6
	1				6		2	
		4	7			5		
	4			1		9		
6			2		4			1
		3		6			5	
		8			3	6		
	2		4				1	
5				2				7

Hard