

Dan Hotka

Author/Instructor

Oracle Ace Director



www.DanHotka.com



www.DanHotka.com, LLC

(c) www.danhotka.com LLC.

Any reproduction or copying of this manual without the express written consent of www.danhotka.com LLC is expressly prohibited.

Limitation on Warranty. THERE ARE NO WARRANTIES, EXPRESS OR IMPLIED, WITH RESPECT THERETO, INCLUDING, WITHOUT LIMITATION, ANY WARRANTIES OF MERCHANTABILITY OR FITNESS FOR A PARTICULAR PURPOSE. PURCHASER SHALL BE SOLELY RESPONSIBLE FOR THE SELECTION, USE, EFFICIENCY AND SUITABILITY OF USE OF INFORMATION CONTAINED HEREIN TO ANY PARTICULAR APPLICATION OR PROBLEM. WWW.DANHOTKA.COM LLC SHALL HAVE NO LIABILITY THEREFOR.

Limitation of Liability. IN NO EVENT SHALL WWW.DANHOTKA.COM LLC BE LIABLE TO YOU FOR ANY DAMAGES, INCLUDING, WITHOUT LIMITATION, ANY DAMAGES RELATING TO LOSS OF DATA, AND ANY INDIRECT, SPECIAL OR CONSEQUENTIAL DAMAGES OR LOST PROFITS, ARISING OUT OF OR IN ANY WAY RELATED TO YOUR USE OF THE INFORMATION CONTAINED IN THIS MANUAL. IN THE EVENT THAT THE FORGOING IS HELD UNINFORCABLE THE PARTIES AGREE THAT WWW.DANHOTKA.COM LLC'S LIABILITY TO YOU HEREUNDER, IF ANY, SHALL IN NO EVENT EXCEED THE FEE PAID BY THE INJURED PARTY FOR THE MANUAL TO WWW.DANHOTKA.COM. LLC.

Dan Hotka
Author/Instructor/Oracle Expert
CEO
DHotka@Earthlink.net
515 279 3361

Dan is a Training Consultant

❖ Dan Hotka

– Oracle ACE Director

- Oracle ACEs and Oracle ACE Directors are known for their strong credentials as Oracle community enthusiasts and advocates, with candidates nominated by anyone in the Oracle Technology and Applications communities.
- www.oracle.com/technology/community/oracle_ace/index.html

– Oracle Authored Expert

- 34 Years in IT – 28 years working with Oracle
- 12 books – hundreds of articles

❖ Register for my quarterly Newsletter

- Full of tips and techniques, downloads, book reviews, etc

❖ DanHotka.Blogspot.com

- I also blog on TOADWorld.com

❖ Training at your Desk!

- Public Web-based training
- Half day lectures with hands-on lab exercises
- Almost like being there!

❖ Flat Fee Training for your company:

- 1 Course Fee Price
 - Price includes my portable computer lab!
- On-site or over the Web!
- Portable computer lab

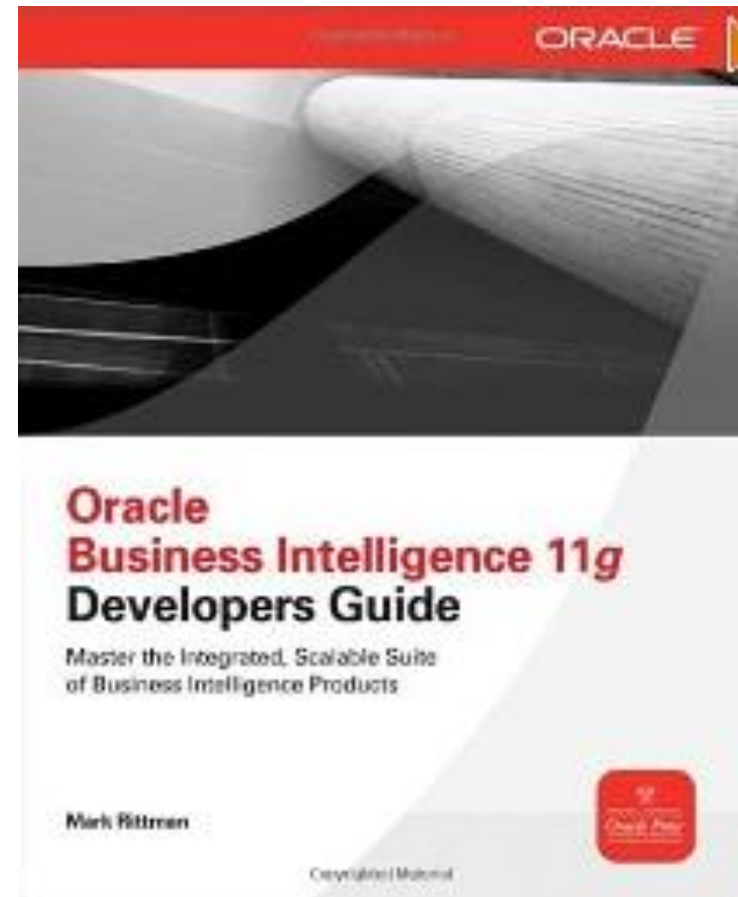
❖ Training Courses Include:

- Oracle12 New Features!!!!
- Oracle Advanced PL/SQL
- Oracle SQL Tuning
- TOAD Courses
- APEX – Admin, Developers, Installation
- Oracle OBIEE – Admin & Queries/Reports
- Discoverer, Intro courses, Cross training!

Additional Reading

❖ Oracle Business Intelligence 11g

- By Mark Rittman;
- Available in the book store???
- www.Amazon.com




Agenda

❖ **OBIEE Tips and Techniques**

- Accessing the OBIEE Repository
- Building a report
 - Formatting the report
 - Narrative view on the report
 - Prompts on the report
- Q & A





OBIEE Tips



OBIEE Tips

❖ A working OBIEE Environment

- Go to Oracle Technical Network
 - www.Oracle.com/OTN
 - <http://www.oracle.com/technetwork/middleware/bi-foundation/obiee-samples-167534.html>
 - Sample v307 is the BI 11.1.1.7 environment
 - Sample v207 is the BI 11.1.1.6 environment
 - Get the 'Deployment' Guide
 - This has how to access, the various setup demo environments, and more



OBIEE Tips

❖ A working OBIEE Environment

- It takes quite a PC to run this!
 - This unit is a Toshiba P750, Quad Core at 2.20GHz
 - 64 bit Windows 7 Professional
 - 8Gb RAM, 500gb (Fast seek time) Hard drive
- The Sample BI environment runs in VMBox
 - www.oracle.com/technetwork/server-storage/virtualbox/downloads/index.html
- To get started:
 - <http://IPAddr:7001/analytics>
 - Login: weblogics
 - Password: Admin123

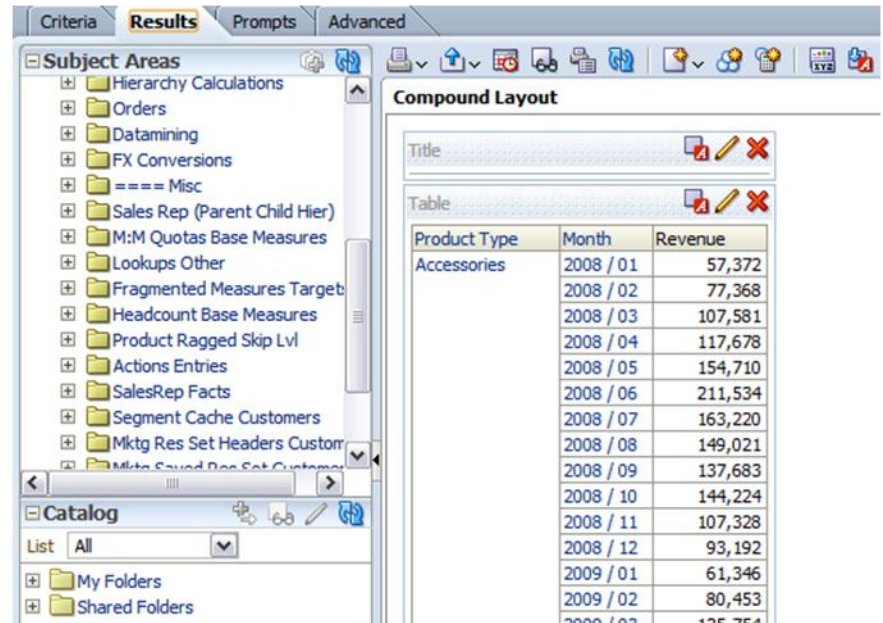
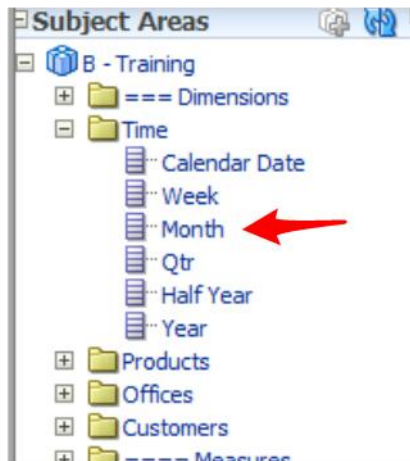
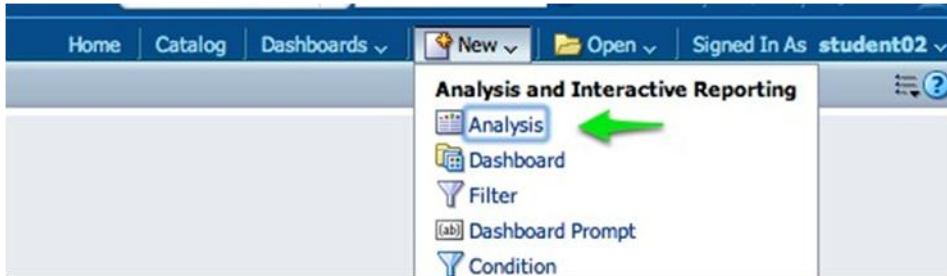


OBIEE Tips

❖ Dan will build a report

- Add an additional column
- Show the narrative
- Show a sliding Graph
- Add a prompt

OBIEE Tips



Questions and Answers

❖ Questions

- How to add a narrative view with each line
 - My suggestion was to simply add another column (as I demonstrated) and use concatenation (||) to paste together column and text as you see fit
- How to move reports from one OBIEE environment to another
 - IF you have the right privileges...from the Catalog view, right click on the report and choose 'Export Archive'. This will create a file on your work station. On the target system, Click on the Catalog again and choose 'Import Archive'...again...you have to have the right permissions to get this option.

What have we learned?

❖ OBIEE Tips and Techniques

- Accessing the OBIEE Repository
- Building a report
 - Formatting the report
 - Narrative View on the report
 - Prompts on the report

❖ Thank you! Keep in touch...

