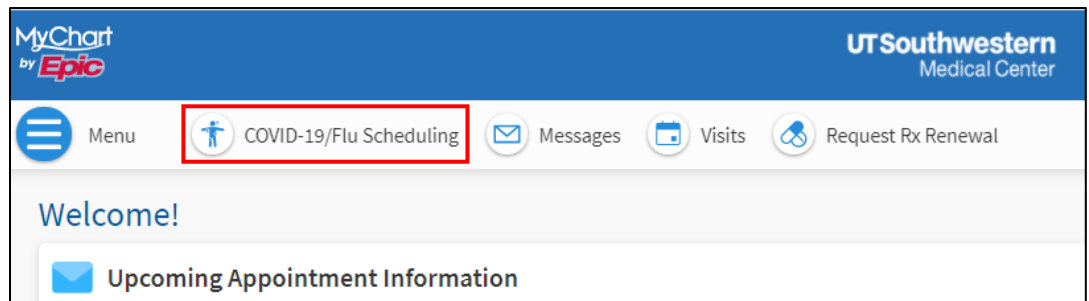


Topic: How to Schedule a COVID-19 Booster Vaccination via MyChart

Description: This tip sheet will assist you in scheduling a COVID-19 booster vaccination via MyChart (desktop and mobile versions).

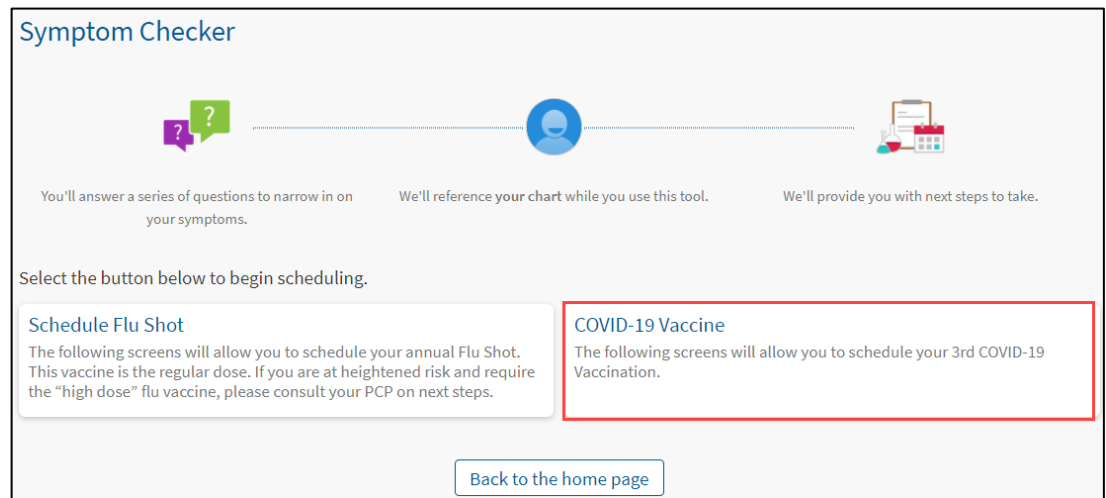
Link to [UTSW COVID-19 Vaccination Website](#).

- Once logged in to your UT Southwestern MyChart account, you will see a **COVID-19/Flu Scheduling button** at the top of your screen.



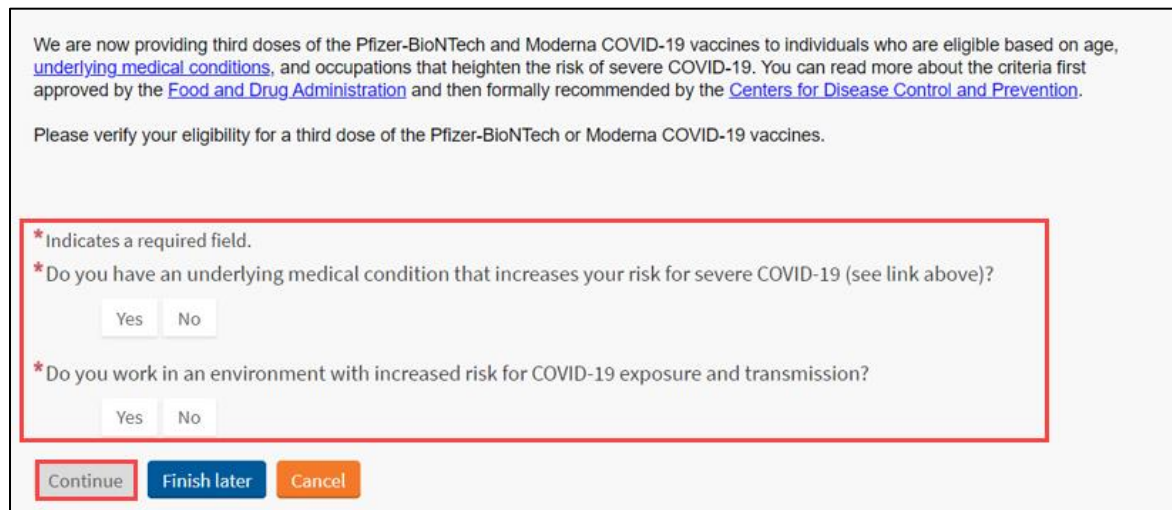
- The top section will include the process you will follow.

Click on the **COVID-19 Vaccine button**.



- Additional resources are available above the questions.


Complete the **Symptom Checker questions** then click **Continue**.



- Your response will trigger a recommendation. Click **"I accept this recommendation."**

Symptom Checker

Here's what we recommend for you.

 **Other**
COVID-19 Vaccine Moderna Half Dose 3rd Visit


I accept this recommendation

[Back to Symptom Checker](#)

- A Scheduling Ticket will be created. Click **Continue** to schedule your appointment.

Symptom Checker

Here's what we recommend for you.

 **Other**
COVID-19 Vaccine Moderna Half Dose 3rd Visit

Scheduling Ticket Created
A confirmation email and/or text message for a Scheduling Ticket will be sent to the email address and/or mobile phone number that you have on file.

Click **CONTINUE** to begin scheduling your visit.



Continue


Once you complete the scheduling process, a confirmation will display:

Appointment Details

Appointment Scheduled
You're all set! You can review details of your upcoming appointment below.

Moderna Vaccine 3rd Half Dose

 Wednesday November 17, 2021
12:30 PM CST
 [Add to calendar](#)

 **UTSouthwestern COVID-19 Vaccination Clinic - WCB3**
2001 Inwood Road
9th Floor Conference Center
DALLAS TX 75390
214-633-2021

[X Cancel appointment](#)

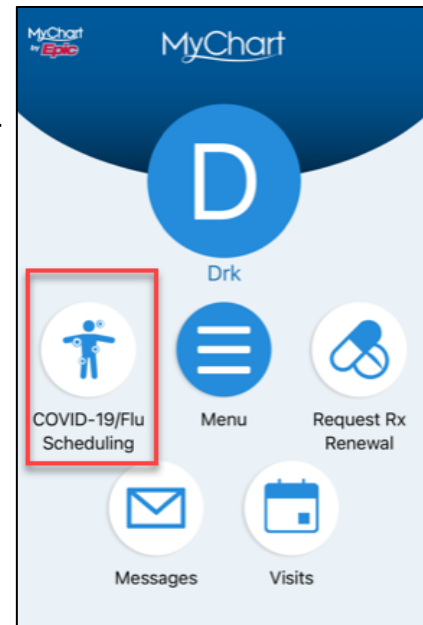
Get ready for your visit!

Pre Check-In

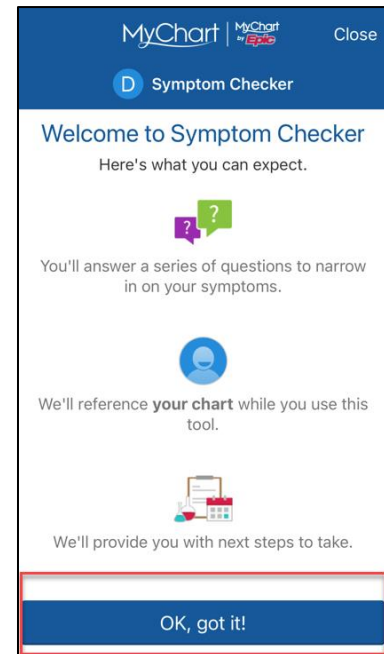
Save time by completing Pre Check-In ahead of time.

Scheduling via the MyChart Mobile App

- Once logged in to your MyChart mobile app locate the **COVID-19/Flu Scheduling button** to the left of the menu.



- Follow the Symptom Checker and click **OK, got it!**



- Select **COVID-19 Vaccine** and follow the directions to schedule your booster dose.

