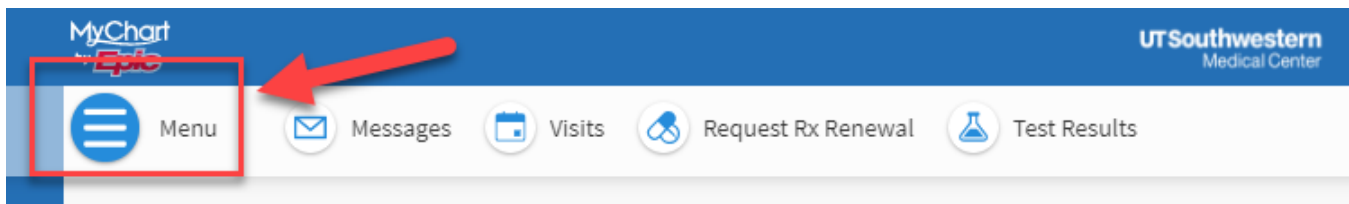


Topic: How to Update Current Health Issues in MyChart (Desktop App)

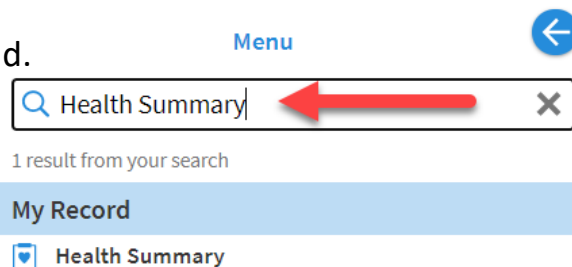
Description: This tip sheet is intended for those who believe they qualify for a third dose of the Pfizer-BioNTech or Moderna COVID-19 vaccines and are not seeing a scheduling option in MyChart. The steps below will assist you in updating your medical conditions.

Steps to follow:

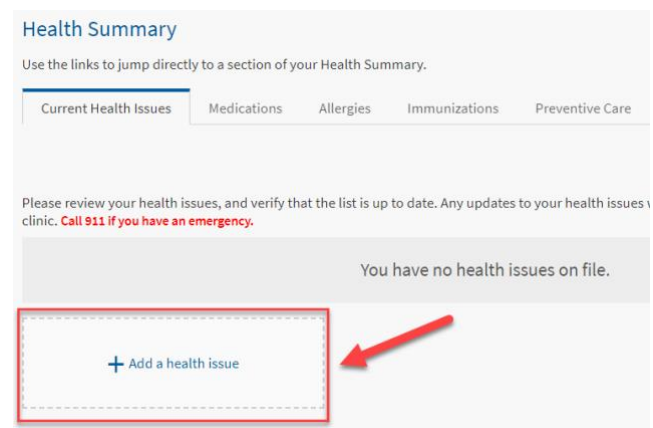
1. Once logged in to MyChart, navigate to **Menu** in the upper left-hand corner.



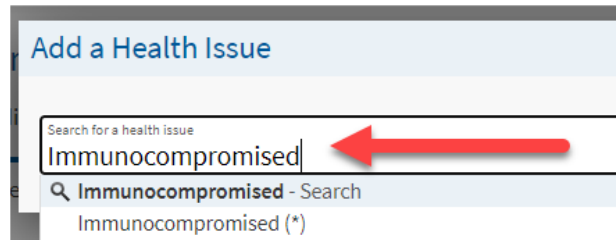
2. Type **Health Summary** in the search field.



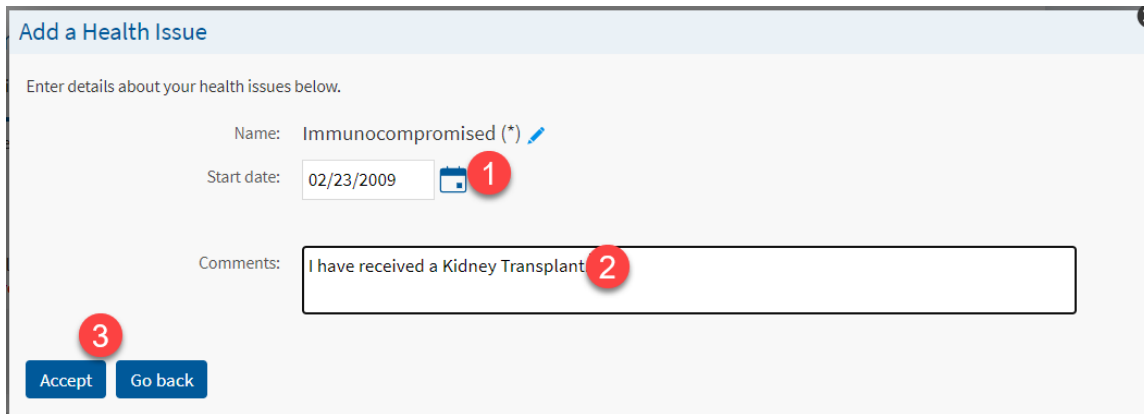
3. Click **Add a health issue**.



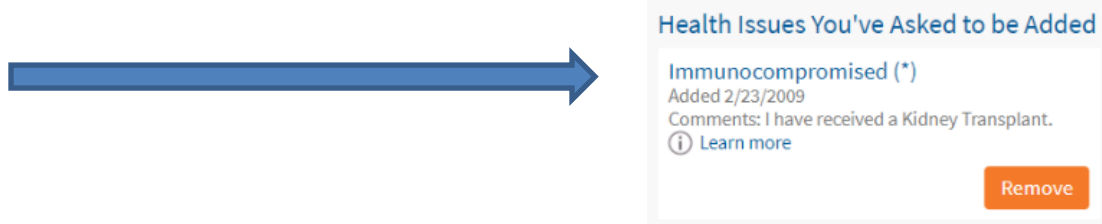
4. Type **Immunocompromised** in the search field.



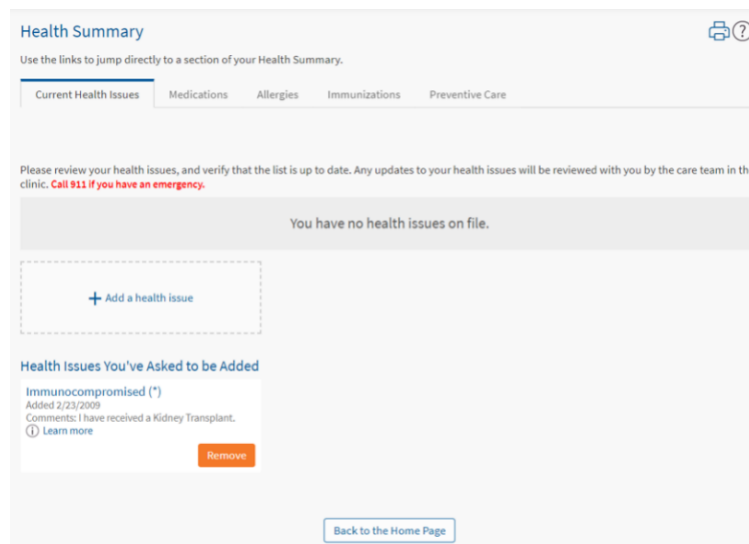
5. Add the specific details regarding your health issue and click **Accept**.



6. You will now receive confirmation of the new health issue you have added.



7. This is what you will see listed under your Health Summary.



8. Once you log out of MyChart and then log back in, you will see the option to schedule your third vaccination dose.
9. Once again, go to your **Main Menu button** in the upper left-hand corner.
10. In the search field, type **COVID**. At this point, you will see an option to schedule your vaccination. Follow the instructions.

