

Caso

Automatically improving floating point code

# Scientists Write Code

Every scientist needs to write code

- Analyze data

- Simulate models

- Control experiments

# Scientists Write Code

Every scientist needs to write code

- Analyze data

- Simulate models

- Control experiments

They have little computer science training

# How scientific code is written

1. Come up with mathematical formula

$$f(x) = \sqrt{x + 1} - \sqrt{x}$$

# How scientific code is written

1. Come up with mathematical formula

$$f(x) = \sqrt{x + 1} - \sqrt{x}$$

2. Write as floating-point code

$$f(x) = \text{sqrt}(x + 1) - \text{sqrt}(x)$$

# How scientific code is written

$$f(x) = \text{sqrt}(x + 1) - \text{sqrt}(x)$$

## 3. Test code

$$f(1) = 0.41421\dots$$

$$f(1) = 0.41421\dots$$

# How scientific code is written

$$f(x) = \text{sqrt}(x + 1) - \text{sqrt}(x)$$

## 3. Test code

$$f(1) = 0.41421\dots$$

$$f(1) = 0.41421\dots$$

## 4. Profit

# How scientific code is written

$$f(x) = \text{sqrt}(x + 1) - \text{sqrt}(x)$$

## 3. Test code

$$f(1) = 0.41421\dots$$

$$f(1) = 0.41421\dots$$

## 4. Profit Publish



**But try a few other values...**

$$f(3141592653589793) = 7.451e-9$$

$$f(3141592653589793) \approx 8.921 \cdot 10^{-9}$$

That's a **16%** error!

# Outline

Why did this happen?

How can we fix it?

How does Casio help?

# Outline

Why did this happen?

How can we fix it?

How does Casio help?

# Why did this happen?

“Because floating-point is imprecise!”

# Why did this happen?

“Because floating-point is imprecise!”

We want something more constructive.

# Why did this happen?

“Because floating-point is imprecise!”

We want something more constructive.

“Rounding or something”

# Why did this happen?

“Because floating-point is imprecise!”

We want something more constructive.

“Rounding or something”

Let's try to be a bit more precise...

**Let's try to be a bit more precise...**

$$\begin{array}{r} 177.24559232... \\ - 177.24277136... \\ \hline .00282096... \end{array}$$



# Let's try to be a bit more precise...

$$\begin{array}{r} 177.24559 \quad 232 \\ - 177.24277 \quad 136 \\ \hline .00282 \quad 006 \end{array}$$

Rounding error 

# Let's try to be a bit more precise...

$$\begin{array}{r} 177.24559 \quad 232 \\ - 177.24277 \quad 136 \\ \hline .00282 \quad 006 \end{array}$$

- .000001% error
- .000001% error
- .03% error

Rounding error 

# Let's try to be a bit more precise...

$$\begin{array}{r} 177.24559 \quad 232 \\ - 177.24277 \quad 136 \\ \hline .00282 \quad 006 \end{array}$$

→ .000001% error  
→ .000001% error  
→ .03% error

Rounding error 

Error in *output* related to size of *input*.

**For our example**

The **output** to the subtraction is **small**

The **input** to the subtraction is **large**

This means the error will be **large**.

**For our example**

$$\sqrt{x+1} - \sqrt{x} \approx \frac{1}{2\sqrt{x}}$$

**For our example**

$$\sqrt{x+1} - \sqrt{x} \approx \frac{1}{2\sqrt{x}}$$

$$f(\mathbf{x}) \approx f(x) + \sqrt{x} \cdot \epsilon$$

**For our example**

$$\sqrt{x+1} - \sqrt{x} \approx \frac{1}{2\sqrt{x}}$$

$$f(\mathbf{x}) \approx f(x) + \sqrt{x} \cdot \epsilon$$

$$(f(\mathbf{x}) - f(x)) \approx \sqrt{x} \cdot \epsilon$$

**For our example**

$$\sqrt{x+1} - \sqrt{x} \approx \frac{1}{2\sqrt{x}}$$

$$f(\mathbf{x}) \approx f(x) + \sqrt{x} \cdot \epsilon$$

$$(f(\mathbf{x}) - f(x)) \approx \sqrt{x} \cdot \epsilon \approx 2x f(x) \epsilon$$



**For our example**

$$\sqrt{x+1} - \sqrt{x} \approx \frac{1}{2\sqrt{x}}$$

$$f(\mathbf{x}) \approx f(x) + \sqrt{x} \cdot \epsilon$$

$$(f(\mathbf{x}) - f(x)) \approx \sqrt{x} \cdot \epsilon \approx 2x f(x) \epsilon$$

$$\text{error} \approx 2x\epsilon$$

# So, in summary

Code is imprecise

The subtraction is the culprit

Figuring out why was hard

# Outline

Why did this happen?

How can we fix it?

How does Casio help?

# How can we fix it?

Run with higher precision?

Software floating point is slow.

Add correction terms?

Very hard to do; very error-prone

# How can we fix it?

Better idea: rephrase the problem

Compute the same thing in a different way.

Somehow get rid of the subtraction

# One way of rephrasing it

$$\sqrt{x+1} - \sqrt{x}$$

# One way of rephrasing it

$$\sqrt{x+1} - \sqrt{x} = (\sqrt{x+1} - \sqrt{x}) \frac{\sqrt{x+1} + \sqrt{x}}{\sqrt{x+1} + \sqrt{x}}$$

# One way of rephrasing it

$$\begin{aligned}\sqrt{x+1} - \sqrt{x} &= (\sqrt{x+1} - \sqrt{x}) \frac{\sqrt{x+1} + \sqrt{x}}{\sqrt{x+1} + \sqrt{x}} \\ &= \frac{\sqrt{x+1}^2 - \sqrt{x}^2}{\sqrt{x+1} + \sqrt{x}}\end{aligned}$$



# One way of rephrasing it

$$\begin{aligned}\sqrt{x+1} - \sqrt{x} &= (\sqrt{x+1} - \sqrt{x}) \frac{\sqrt{x+1} + \sqrt{x}}{\sqrt{x+1} + \sqrt{x}} \\ &= \frac{\sqrt{x+1}^2 - \sqrt{x}^2}{\sqrt{x+1} + \sqrt{x}} \\ &= \frac{x+1 - x}{\sqrt{x+1} + \sqrt{x}}\end{aligned}$$

# One way of rephrasing it

$$\begin{aligned}\sqrt{x+1} - \sqrt{x} &= (\sqrt{x+1} - \sqrt{x}) \frac{\sqrt{x+1} + \sqrt{x}}{\sqrt{x+1} + \sqrt{x}} \\ &= \frac{\sqrt{x+1}^2 - \sqrt{x}^2}{\sqrt{x+1} + \sqrt{x}} \\ &= \frac{x+1 - x}{\sqrt{x+1} + \sqrt{x}} \\ &= \frac{1}{\sqrt{x+1} + \sqrt{x}}\end{aligned}$$

# One way of rephrasing it

$$\begin{aligned}\sqrt{x+1} - \sqrt{x} &= (\sqrt{x+1} - \sqrt{x}) \frac{\sqrt{x+1} + \sqrt{x}}{\sqrt{x+1} + \sqrt{x}} \\ &= \frac{\sqrt{x+1}^2 - \sqrt{x}^2}{\sqrt{x+1} + \sqrt{x}} \\ &= \frac{x+1 - x}{\sqrt{x+1} + \sqrt{x}} \\ &= \frac{1}{\sqrt{x+1} + \sqrt{x}}\end{aligned}$$

# Implementing this rephrasing

$$f(x) = 1/(\text{sqrt}(x + 1) + \text{sqrt}(x))$$

We've transformed the minus into a plus.

# Implementing this rephrasing

$$f(x) = 1/(\text{sqrt}(x + 1) + \text{sqrt}(x))$$

We've transformed the minus into a plus.  
This version has effectively no error.

# Implementing this rephrasing

$$f(x) = 1/(\text{sqrt}(x + 1) + \text{sqrt}(x))$$

We've transformed the minus into a plus.  
This version has effectively no error.

But it's a bit confusing:

Is this computing the right function?

# So, in summary

Problem solved

Algebra required

Fixing it was hard

# Outline

Why did this happen?

How can we fix it?

How does Casio help?



# How does Casio help?

Diagnosing and fixing were both hard

# How does Casio help?

Diagnosing and fixing were both hard

Casio automatically...

- Computes error

- Finds better code

# **Automatically computing error**

Compute exact answers with arbitrary precision

Use program analysis tools to find the problem

# Automatically improving code

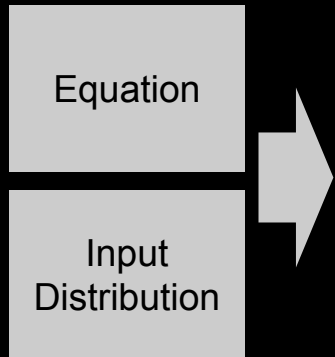
Small database of mathematical identities

e.g.  $a^2 - b^2 = (a + b)(a - b)$

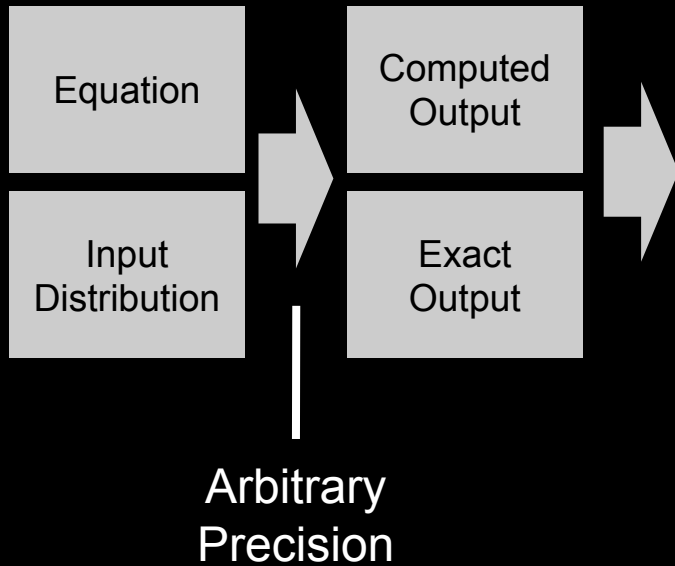
Apply identities to the problem subexpression

Evaluate resulting code versus exact answer

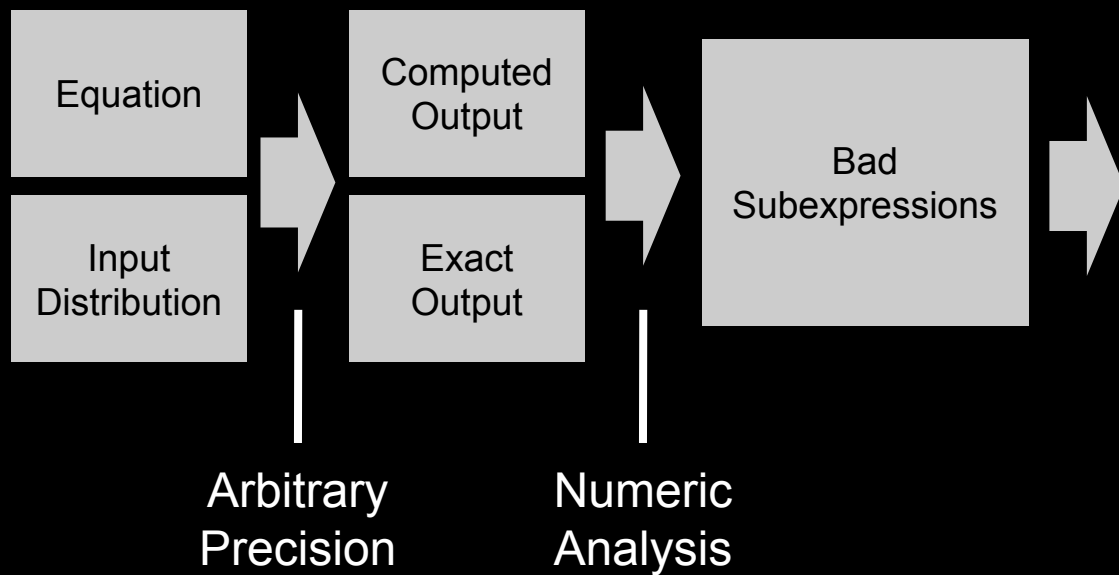
# Current Prototype



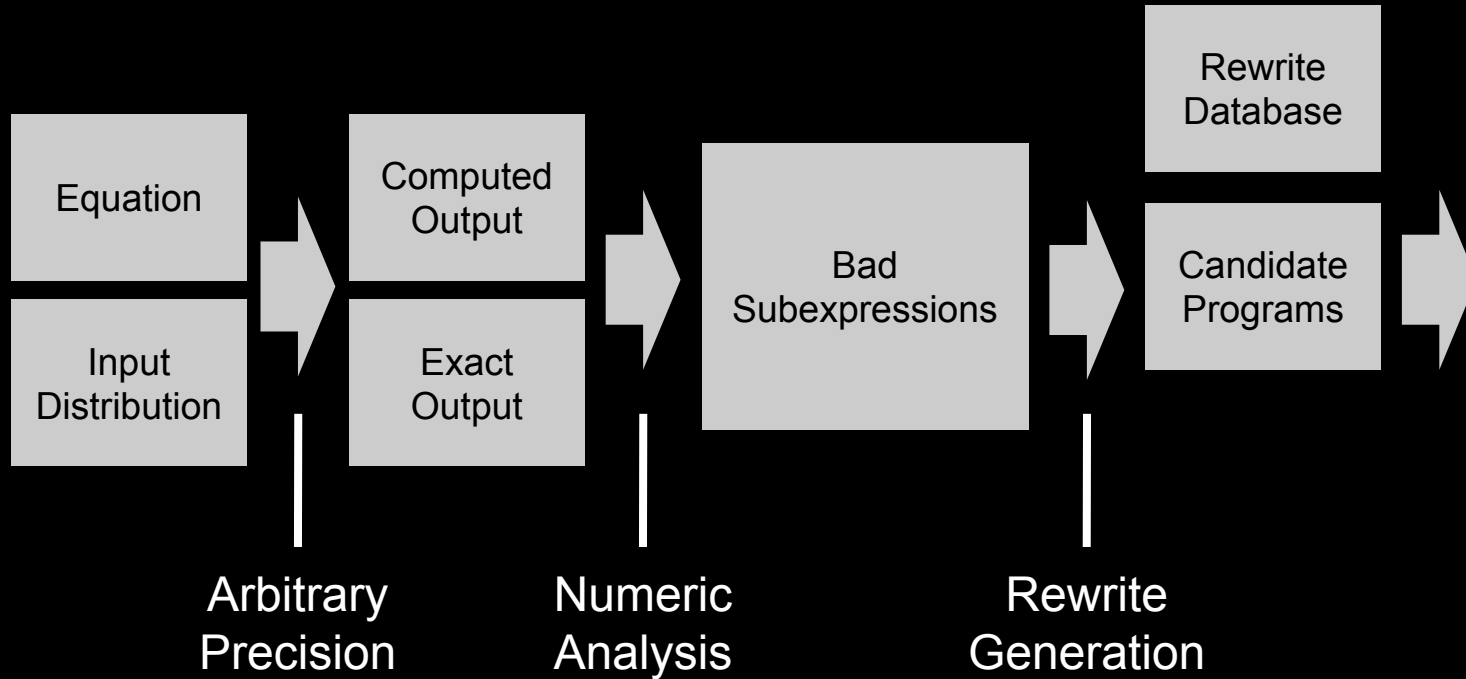
# Current Prototype



# Current Prototype

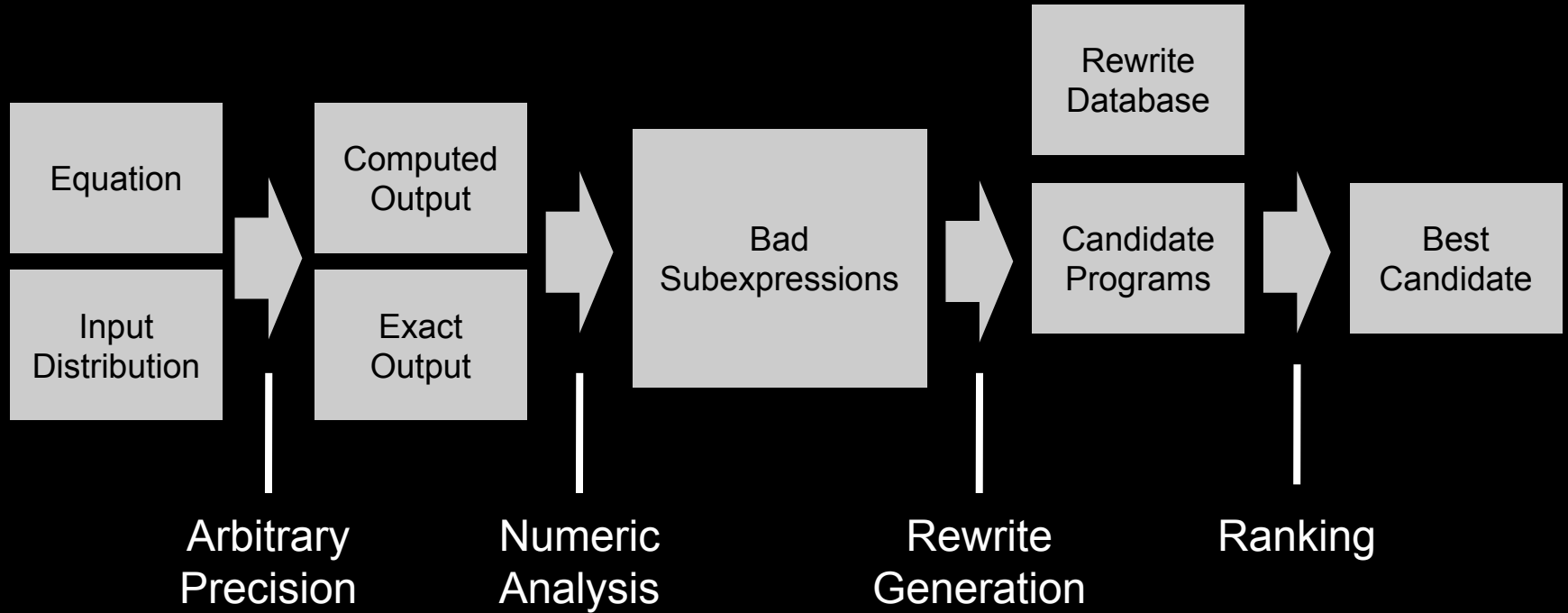


# Current Prototype





# Current Prototype



```
> (improve '(λ (x) (- (sqrt (+ x 1)) (sqrt x))) 3)
```

```
> (improve '(λ (x) (- (sqrt (+ x 1)) (sqrt x))) 3)
(λ (x) (/ 1 (+ (sqrt x) (sqrt (+ x 1)))))
```

```
> (improve '(λ (x) (- (sqrt (+ x 1)) (sqrt x))) 3)
(λ (x) (/ 1 (+ (sqrt x) (sqrt (+ x 1)))))
```

Improvement by an average of 20.3 bits of precision

```
> (improve '(λ (x) (- (sqrt (+ x 1)) (sqrt x))) 3)
(λ (x) (/ 1 (+ (sqrt x) (sqrt (+ x 1)))))
```

Improvement by an average of **20.3 bits** of precision

```
> (improve '(λ (x) (- (/ 1 x) (/ 1 (+ x 1)))) 3)
(λ (x) (/ 1 (* x (+ x 1))))
```

Improvement by an average of **21.2 bits** of precision

```
> (improve '(λ (x) (- (sqrt (+ x 1)) (sqrt x))) 3)
(λ (x) (/ 1 (+ (sqrt x) (sqrt (+ x 1)))))
```

Improvement by an average of **20.3 bits** of precision

```
> (improve '(λ (x) (- (/ 1 x) (/ 1 (+ x 1)))) 3)
(λ (x) (/ 1 (* x (+ x 1))))
```

Improvement by an average of **21.2 bits** of precision

```
> (improve '(λ (x) (- x (sqrt (+ (sqr x) 1)))) 3)
(λ (x) (/ -1 (+ x (sqrt (+ (sqr x) 1)))))
```

Improvement by an average of **17.3 bits** of precision

# Future work

Subtler precision problems

$$\frac{e^x - 1}{x}$$

# Future work

Subtler precision problems

$$\frac{e^x - 1}{x}$$

Extracting floating point computation from code



# Future work

Subtler precision problems

$$\frac{e^x - 1}{x}$$

Extracting floating point computation from code

Provide explanation of what Casio did