

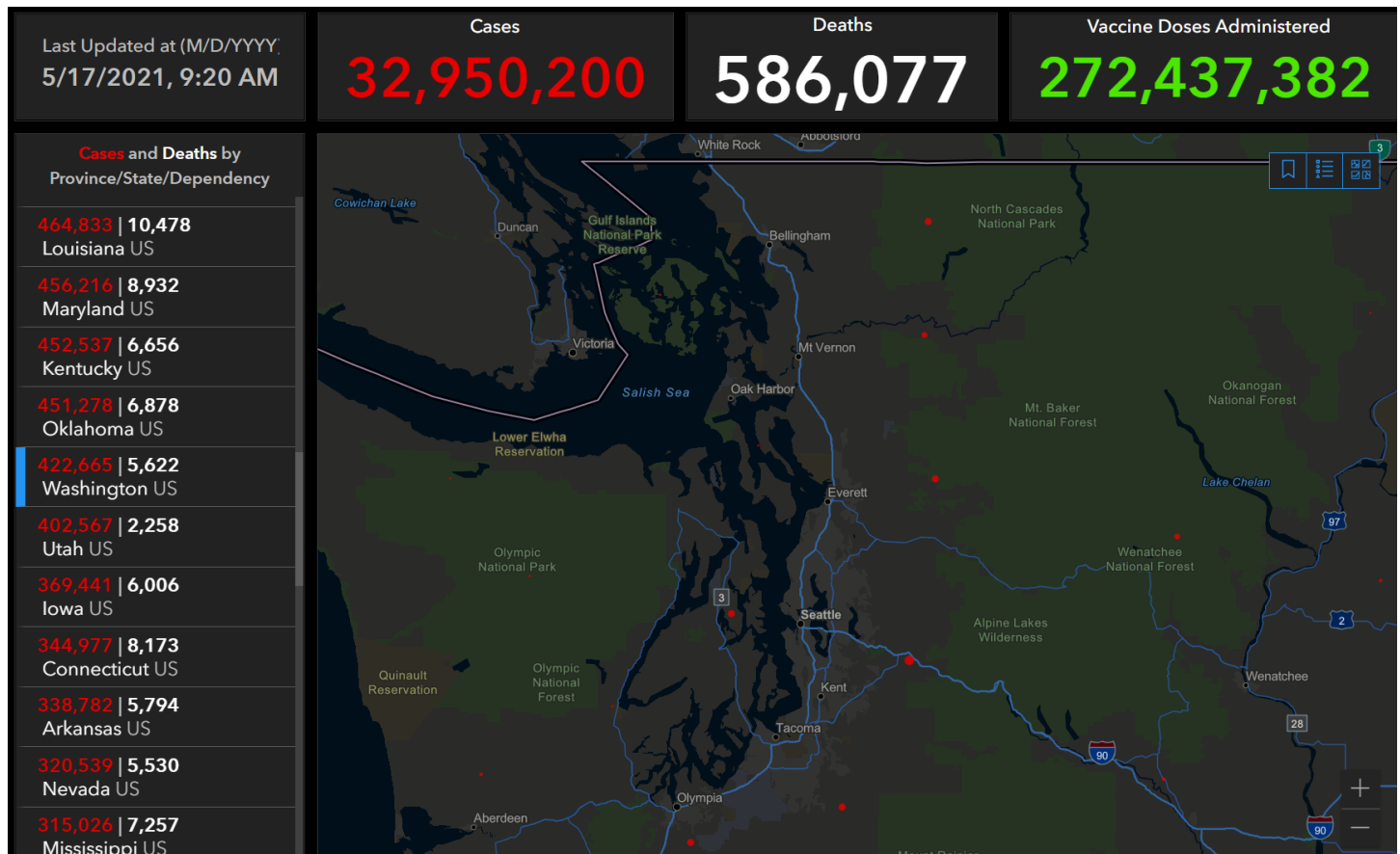


DATE: 5/17/2021	OPERATIONAL PERIOD: 33	DURATION: 4 WEEKS	INCIDENT NAME: COVID-2019
-----------------	------------------------	-------------------	---------------------------

WHATCOM UNIFIED COMMAND - OPERATIONAL PERIOD STATUS UPDATE

OPERATIONAL PERIOD 33

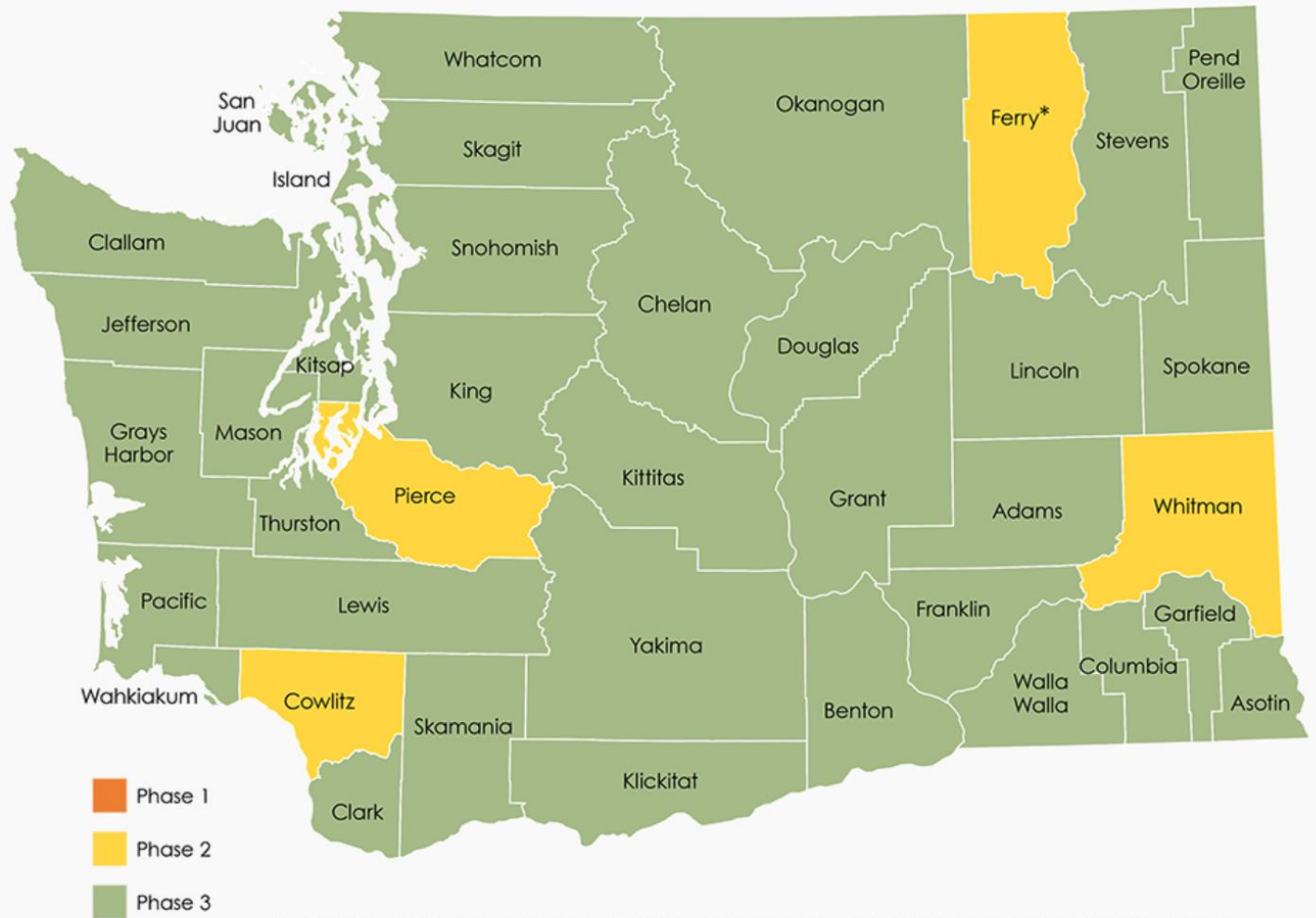
NATIONAL COVID-19 DATA - JOHNS HOPKINS UNIVERSITY



Global COVID-19 Case Count	163,174,951 cases
US COVID-19 Case Count	32,950,200 cases
US COVID-19 Deaths	586,077 deaths
Washington COVID-19 Case Count	422,665 cases

*Source: Johns Hopkins: [COVID-19 Map - Johns Hopkins Coronavirus Resource Center \(jhu.edu\)](https://coronavirus.jhu.edu/map-series)

Healthy Washington | Roadmap to Recovery



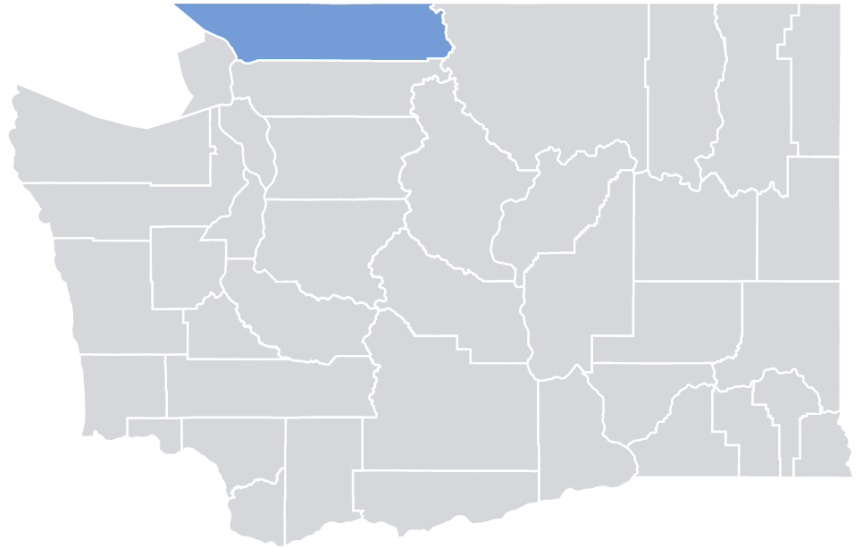
*Source: WA State: [Roadmap to Recovery Metrics: | Washington State Coronavirus Response \(COVID-19\)](#)

WHATCOM COUNTY COVID-19 DATA

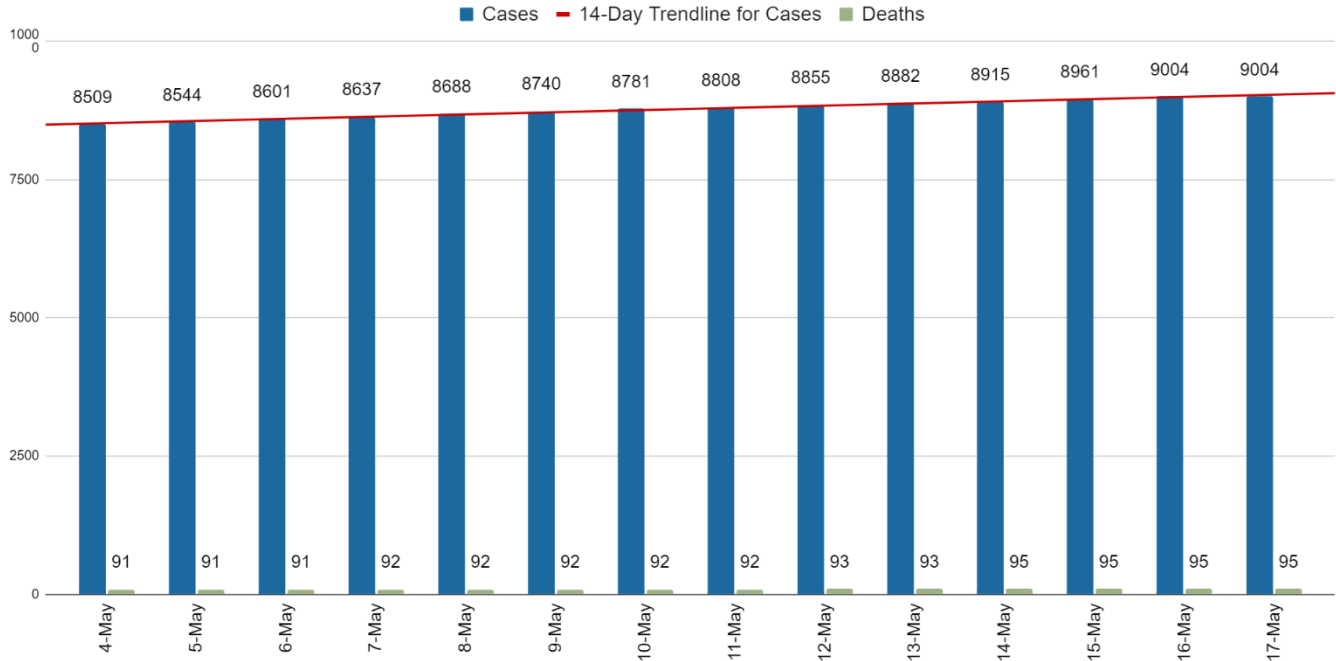
Confirmed Cases	8,662
Probable Cases	342
Total Cases	9,004
Hospitalizations	403
Deaths	95
Percent of Deaths (deaths/total cases)	1.1%
Total Molecular Tests	235,868
Number of Vaccine Doses Given	164,012

Please click "[Learn More](#)" for more information.

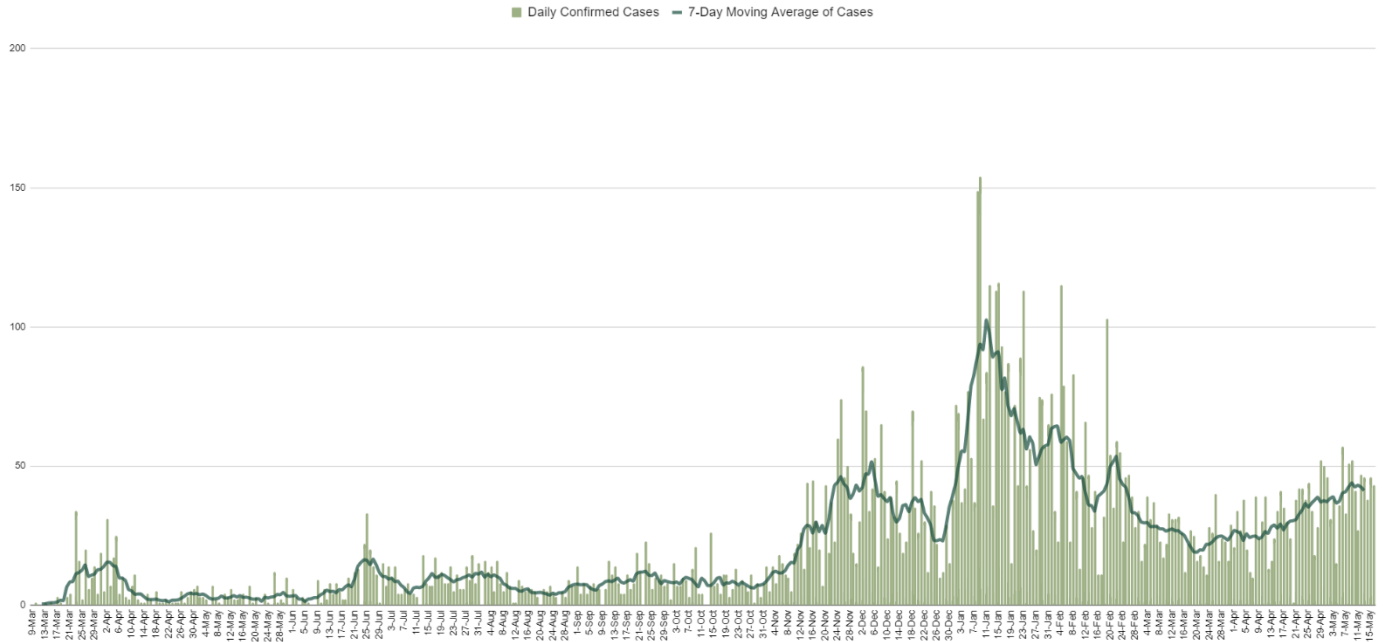
CASES BY COUNTY



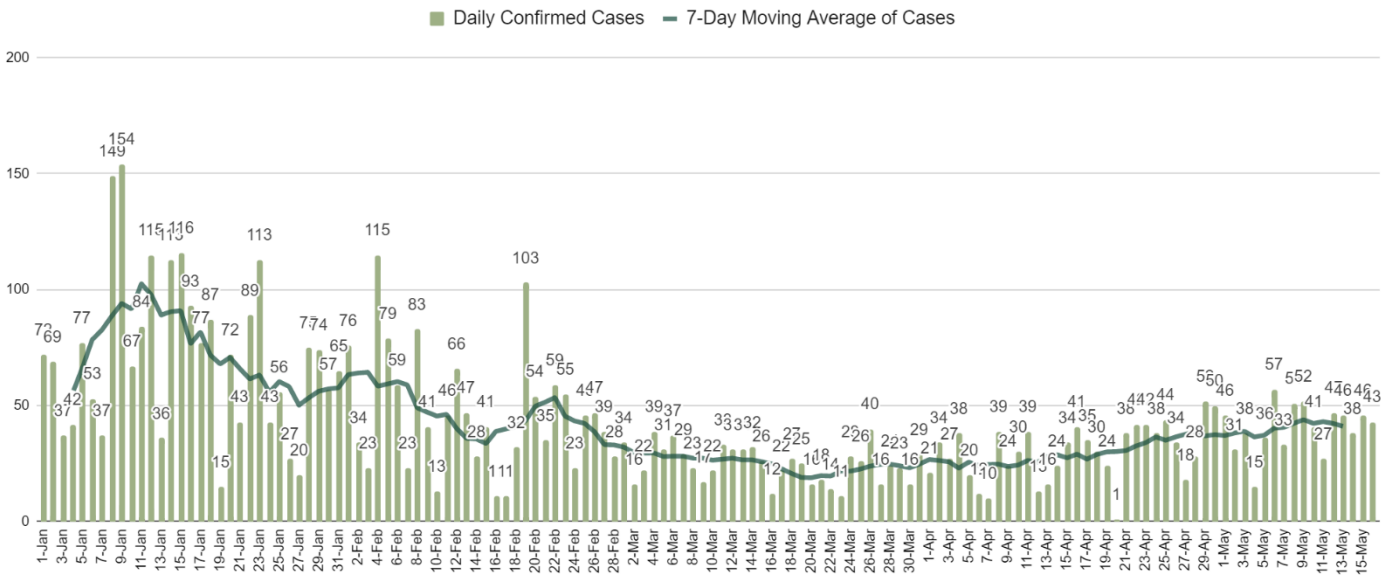
14-Day COVID-19 Confirmed Total Cases and Deaths, Whatcom County



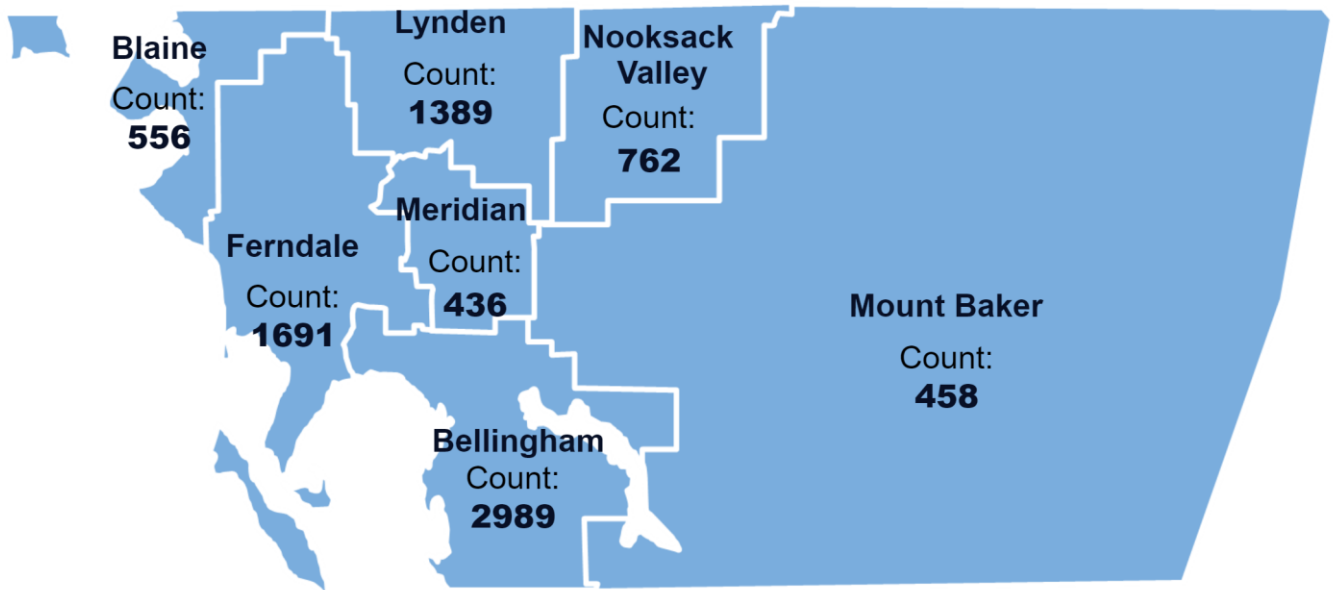
COVID-19 Daily Confirmed Cases with 7-Day Moving Average, Whatcom County



COVID-19 2021 Daily Confirmed Cases with 7-Day Moving Average, Whatcom County



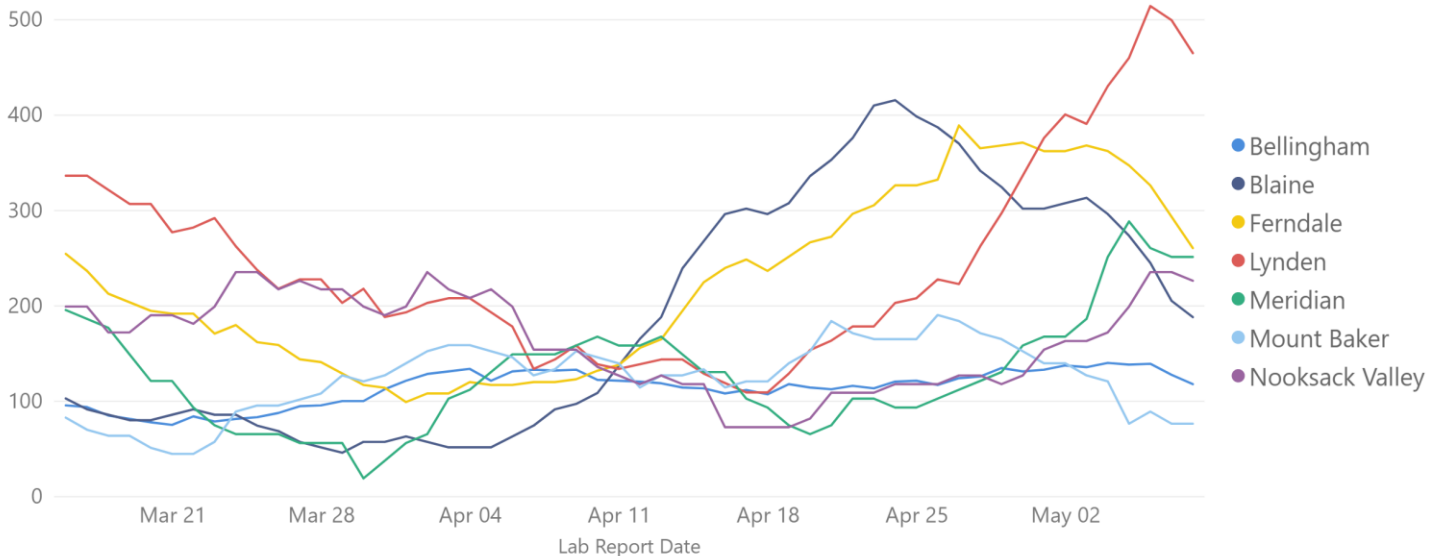
COVID-19 in Whatcom County, by Sub-County Areas: Cumulative Counts



Sub-County Areas are defined by school district boundaries.

Case Rates: Whatcom County Sub-County Areas

Newly confirmed COVID-19 cases per 100,000 people during the prior two weeks

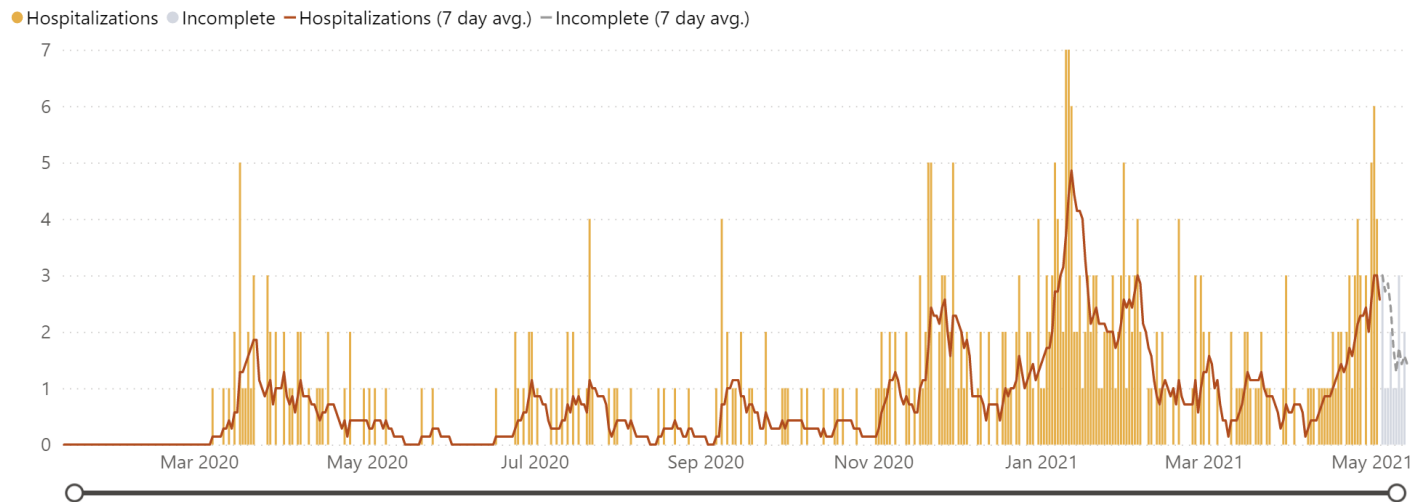


*Source: Whatcom County Health Department: <https://www.whatcomcounty.us/3329/Novel-Coronavirus-COVID-19>

WHATCOM HOSPITALIZATION, TESTING, & EMS EXPOSURE DATA

WHATCOM COUNTY HOSPITALIZATION COUNTS

HOSPITALIZATIONS COUNTS



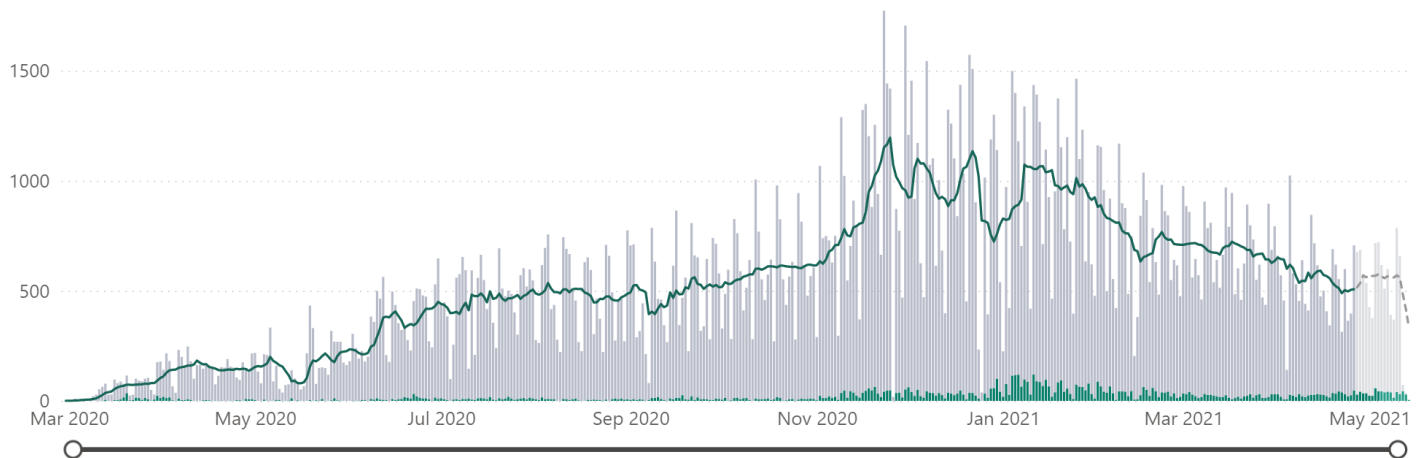
****Source: Washington State Department of Health**

<https://www.doh.wa.gov/Emergencies/NovelCoronavirusOutbreak2020COVID19/DataDashboard>

WHATCOM COUNTY-NUMBER OF INDIVIDUALS TESTED

NUMBER OF MOLECULAR TESTS

● Positive ● Positive (Incomplete) ● Negative ● Negative (Incomplete) — Total (7 day rolling avg.) — Incomplete data (7 day rolling avg.)



****Source: Washington State Department of Health2**

<https://www.doh.wa.gov/Emergencies/NovelCoronavirusOutbreak2020COVID19/DataDashboard>

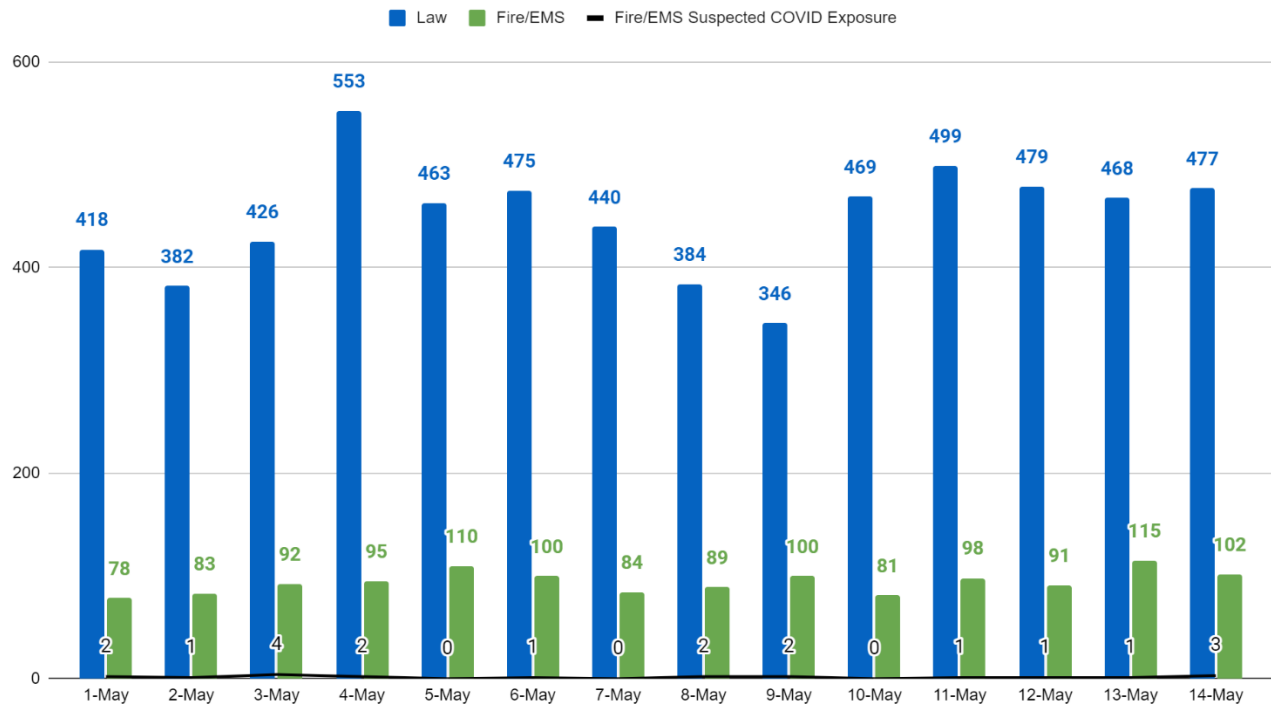
Whatcom County Community Testing Program Results

Data for testing weeks ending 12/12/2020 to 05/08/2021

Test Collection Week (Week Ending Date)	Negative Result	Positive Result	Total Tests	Percent Positive
2021-05-08	2095	169	2264	7.5%
2021-05-01	2066	152	2218	6.8%
2021-04-24	1845	159	2004	7.9%
2021-04-17	1919	110	2029	5.4%
2021-04-10	1681	90	1771	5.1%
2021-04-03	2241	97	2338	4.1%
2021-03-27	1985	76	2061	3.7%
2021-03-20	2003	78	2081	3.7%
2021-03-13	1885	100	1985	5.0%
2021-03-06	2190	118	2308	5.1%
2021-02-27	2108	116	2224	5.2%
2021-02-20	1913	129	2042	6.3%
2021-02-13	1534	97	1631	5.9%
2021-02-06	1851	144	1995	7.2%
2021-01-30	2158	158	2316	6.8%
2021-01-23	2436	189	2625	7.2%
2021-01-16	2157	216	2373	9.0%
2021-01-09	2452	277	2729	10.1%
Total	45082	2859	47941	5.9%

<https://www.whatcomcounty.us/3486/COVID-19-Mobile-Testing-Data>

14-Day 911 Calls for Law and Fire/EMS with Fire/EMS Suspected COVID Exposure, Whatcom County



*Note: A single incident can generate multiple 911 calls and incidents can occur without a 911 call.

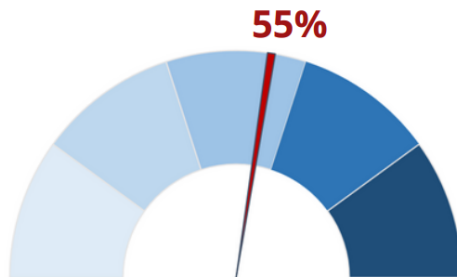
**Source: Whatcom County EMS

WHATCOM COUNTY COVID-19 VACCINATION DATA

Whatcom County Vaccination Progress

As of 5/8/21

**Eligible Whatcom Residents (12+ years):
Received At Least One Dose**



**Total Whatcom Residents:
Received At Least One Dose**

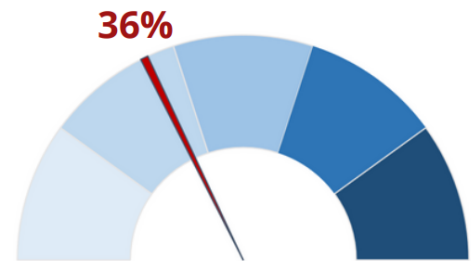
107,130 46.99%

**Total Whatcom Residents:
Fully Vaccinated**

(Received both Pfizer/Moderna doses or J&J dose)

81,411 35.71%

**Total Whatcom Residents:
Fully Vaccinated**



**First Doses/J&J Doses
Allocated to Whatcom
County Providers**

For the Week of May 2 **Total
10,890**

For the Week of May 9 **Total (not final)
1,870**

Please see the Data Explainer for an explanation of how dose numbers are compiled.

*Source: Whatcom County Health Department: [COVID-19 Vaccine Information | Whatcom County, WA - Official Website](#)

WHATCOM UNIFIED COMMAND INCIDENT OBJECTIVES

Operational Period 33

1. Anticipate and develop plans to address additional waves of COVID-19 infections.
2. Prevent and mitigate the spread of COVID-19.
3. Provide for the most vulnerable members of the community.
4. Ensure adequacy of First Responder/Healthcare personnel and equipment/supplies.
5. Support maintenance of Phase 3 Status for Whatcom County.
6. Keep the public, stakeholders, and the media informed of response activities.
7. Manage a coordinated interagency response and recovery effort.

CURRENT SECTION PRIORITIES

LOGISTICS

1. Support volunteer staffing needs for ongoing, weekly food distribution efforts.
2. Provide resources and schedule volunteer staffing to support the outbreak testing team.
3. Manage PPE and other response resource inventories to meet current and anticipated community needs.
4. Distribute PPE to care facilities, medical facilities, dental facilities, pharmacies, and local government agencies, as requested.
5. Provide consumables to meet the needs at the Byron Avenue I/Q facility.
6. Provide resources to meet the needs of the Community Vaccination Center.
7. Schedule volunteers, Medical Reserve Corp, and Civil Air Patrol to fill the staffing needs of the Community Vaccination Center.

OPERATIONS

1. Support weekly scheduled food stocking efforts and food distribution programs.
2. Continue operations of the Byron Avenue I/Q facility for community members needing isolation/quarantine. Cumulatively, the I/Q facility has provided a total of 2,939 bed days of service for 321 community members.
3. Continuing work with partner agencies to ensure adequate testing options throughout the County.
4. Mobilize outbreak testing team as needed to support outbreak assessment in congregate settings.
5. Operate the Community Vaccination Center (CVC) at Bellingham Technical College (BTC) – currently Tuesdays, Thursdays, and Saturdays.
6. Continue daily operations supported by the communicable disease division at WCHD for vaccine and testing scheduling, case identification, interviewing, contact tracing, community mitigation, and isolation and quarantine work.
7. Work in collaboration with North Sound Accountable Community of Health to distribute care kits to vulnerable community members.

PLANNING

1. Continue to monitor Whatcom County's coordinated, collaborative and community approach for COVID-19 medical surge response.
2. Review and update the medical surge status report on a bi-weekly basis.
3. Coordinate with local and regional healthcare agencies to offer COVID-19 vaccinations.
4. Coordinate with local and regional partners to plan for vaccination of vulnerable populations.
5. Plan for community vaccination clinics in cooperation with partner agencies.
6. Work with enrolled providers seeking FEMA reimbursement for mass vaccination efforts to meet eligibility requirements.
7. Assist food security community partner agencies in transitioning their food distribution programs to self-supported, sustainable operations.
8. Conduct daily data entry, analysis, and reporting to support and inform Operations.
9. Plan for future Isolation and Quarantine Facility needs.
10. Coordinate and submit weekly regional vaccination situation report to Washington State Department of Health in support of the regional Incident Management Organization formed by Whatcom, Skagit, Island and San Juan Counties.

REPORT PREPARED BY:
Situation Unit

DATE:
5/17/21

TIME:
1600